



US00D336400S

# United States Patent [19]

[11] Patent Number: **Des. 336,400**

Mitchell et al.

[45] Date of Patent: **\*\* Jun. 15, 1993**

[54] FOAM MATTRESS PAD

5,134,735 8/1992 Rose ..... 5/900.5

[75] Inventors: **Charles B. Mitchell; Robert E. Ackley**, both of Greenville, S.C.

*Primary Examiner*—Wallace R. Burke  
*Assistant Examiner*—Lisa Lichtenstein  
*Attorney, Agent, or Firm*—Dority & Manning

[73] Assignee: **Span-America Medical Systems, Inc.**, Greenville, S.C.

[57] **CLAIM**

[\*\*] Term: **14 Years**

The ornamental design for a foam mattress pad, as shown and described.

[21] Appl. No.: **824,364**

**DESCRIPTION**

[22] Filed: **Jan. 23, 1992**

FIG. 1 is a top plan view of a foam mattress pad, showing our new design;

[52] U.S. Cl. .... **D6/596; 5/481; 5/900.5**

FIG. 2 is a left side elevational view thereof;

[58] Field of Search ..... **D6/595, 596; 5/481, 5/901, 900.5**

FIG. 3 is a right side elevational view thereof;

FIG. 4 is a bottom plan view thereof;

FIG. 5 is one end elevational view thereof;


[56] **References Cited**

**U.S. PATENT DOCUMENTS**


D. 311,108	10/1990	Farley	.....	D6/596
D. 326,204	5/1992	Main	.....	D6/596
4,768,251	9/1988	Baskent	.....	5/901
5,111,542	5/1992	Farley	.....	5/464

FIG. 6 is another end elevational view thereof looking to the end opposite that which is shown in FIG. 5; and, FIG. 7 is an enlarged top plan view of the circled portion shown in FIG. 1.

The pattern partially shown in the three areas in FIG. 1 is understood to repeat uniformly throughout said three areas respectively.



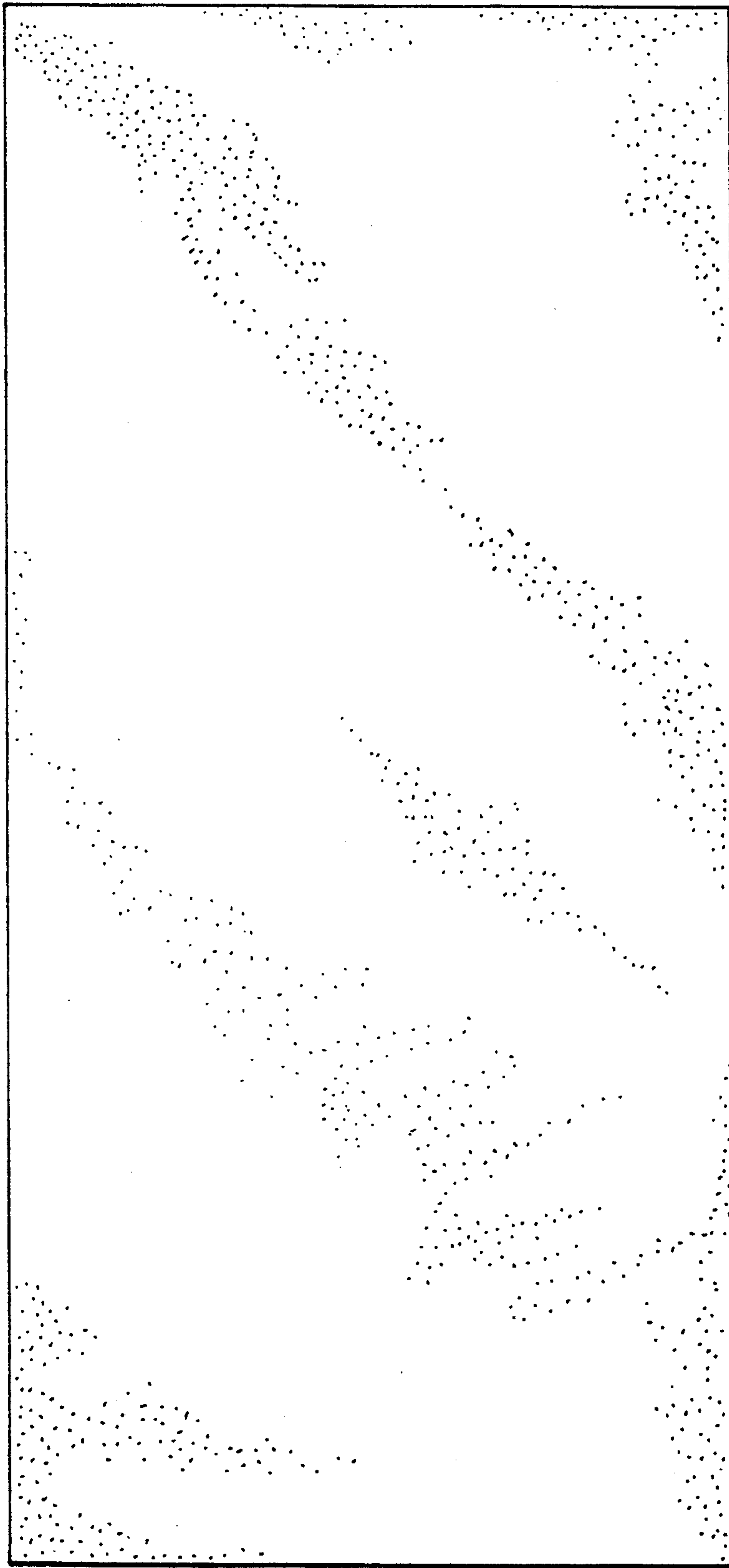




*Fig. 2*

*Fig. 1*

*Fig. 3*



*Fig. 4*

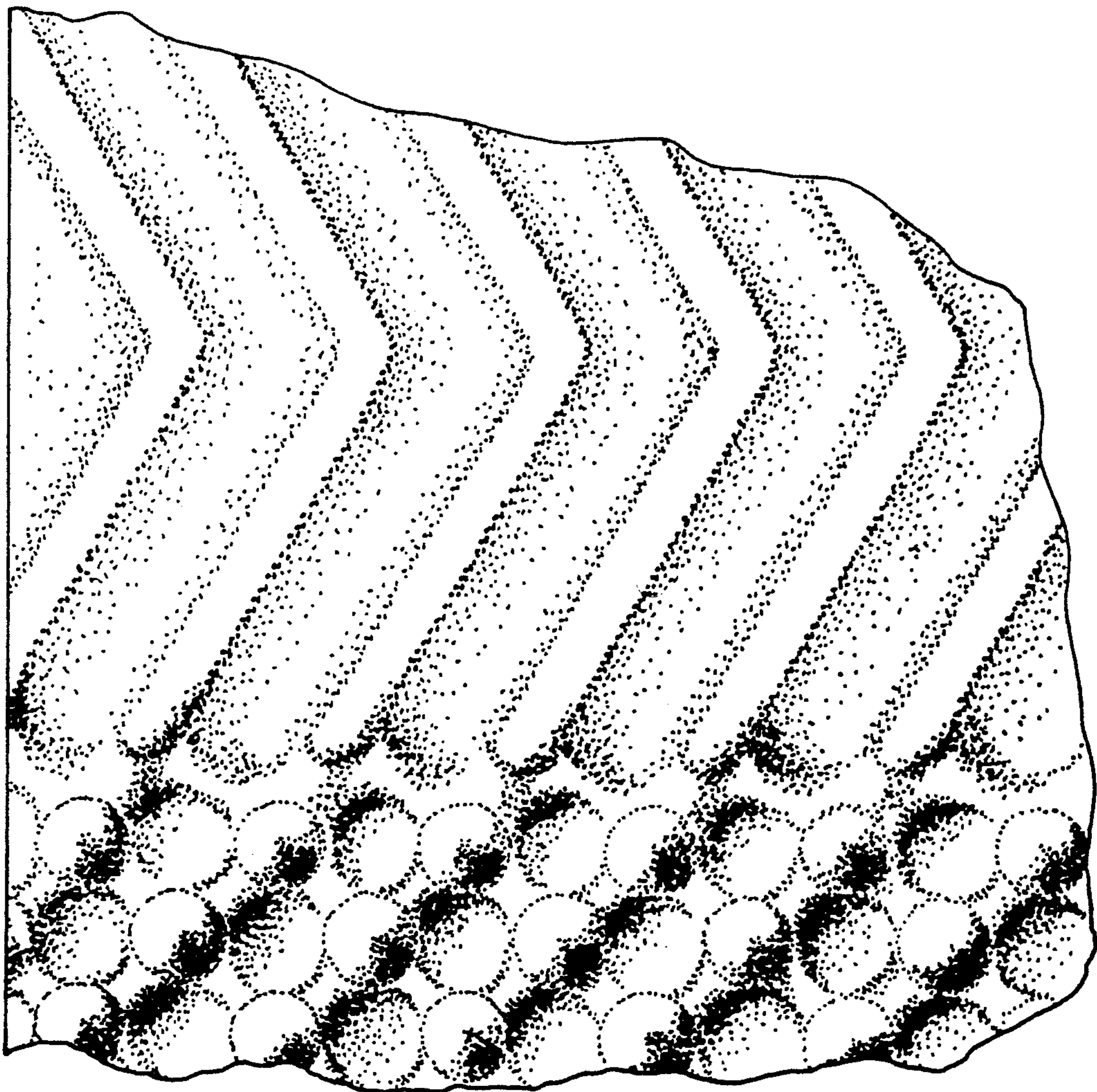




*Fig. 5*



*Fig. 6*



*Fig. 7*