



US00D336397S

United States Patent [19]

[11] Patent Number: **Des. 336,397**

DeBoer et al.

[45] Date of Patent: **** Jun. 15, 1993**

[54] **ARMREST**

[75] Inventors: **Gary DeBoer; Garth D. Deur; Robert J. Niemiec**, all of Holland, Mich.

[73] Assignee: **Prince Corporation**, Holland, Mich.

[**] Term: **14 Years**

[21] Appl. No.: **649,940**

[22] Filed: **Feb. 4, 1991**

[52] U.S. Cl. **D6/501**

[58] Field of Search **D6/333, 501; 297/DIG. 1, 194**

Assistant Examiner—Monica A. Hannon
Attorney, Agent, or Firm—Price, Heneveld, Cooper, DeWitt & Litton

[57] CLAIM

The ornamental design for an armrest, as shown and described.

DESCRIPTION

FIG. 1 is a perspective view of an armrest embodying my design;

FIG. 2 is a right side elevational view of the armrest shown in FIG. 1;

FIG. 3 is a top plan view of the armrest shown in FIG. 1;

FIG. 4 is a bottom plan view of the armrest shown in FIG. 1;

FIG. 5 is a front elevational view of the armrest shown in FIG. 1; and,

FIG. 6 is a rear elevational view of the armrest shown in FIG. 1.

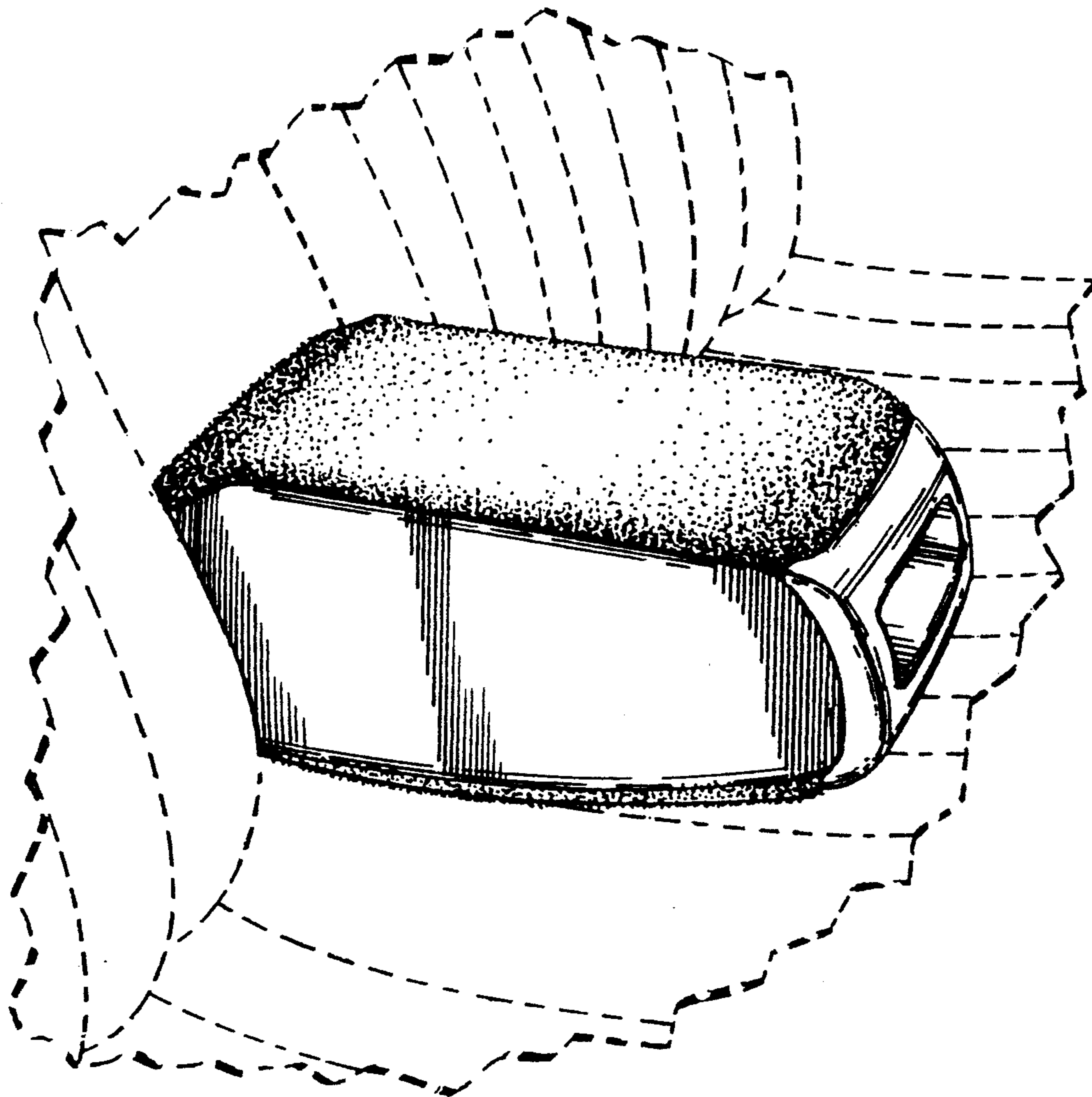
The broken line matter shown in FIG. 1 is shown for environmental purposes only.

[56] References Cited

U.S. PATENT DOCUMENTS

2,966,201	12/1960	Strahler	D6/333 X
3,338,629	8/1967	Drees	297/194
3,951,448	4/1976	Hawie	297/194 X
4,906,044	3/1990	Wilstermann	297/194
5,116,099	5/1992	Kwasnik et al.	297/417 X

Primary Examiner—Alan P. Douglas



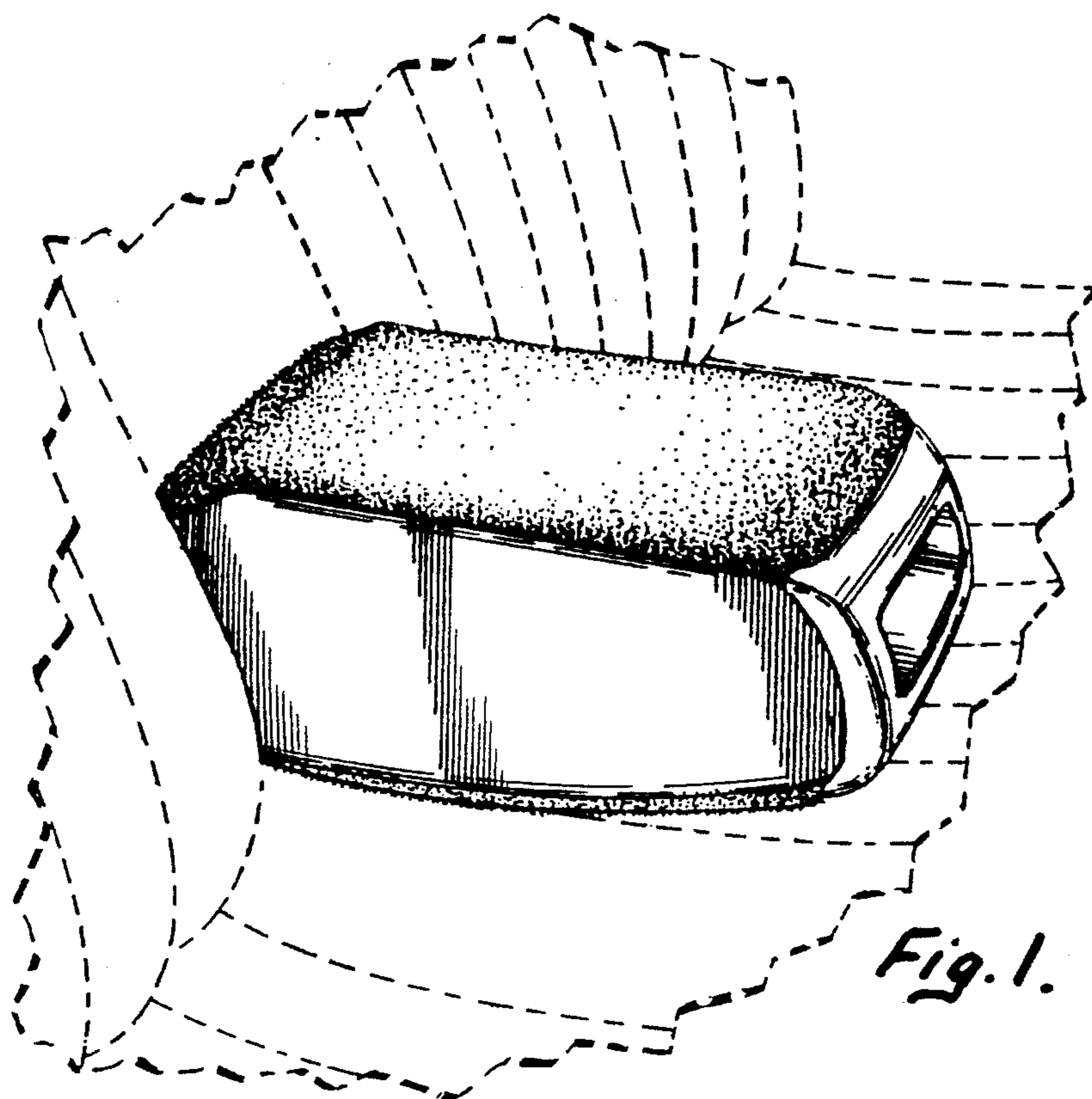


Fig. 2.

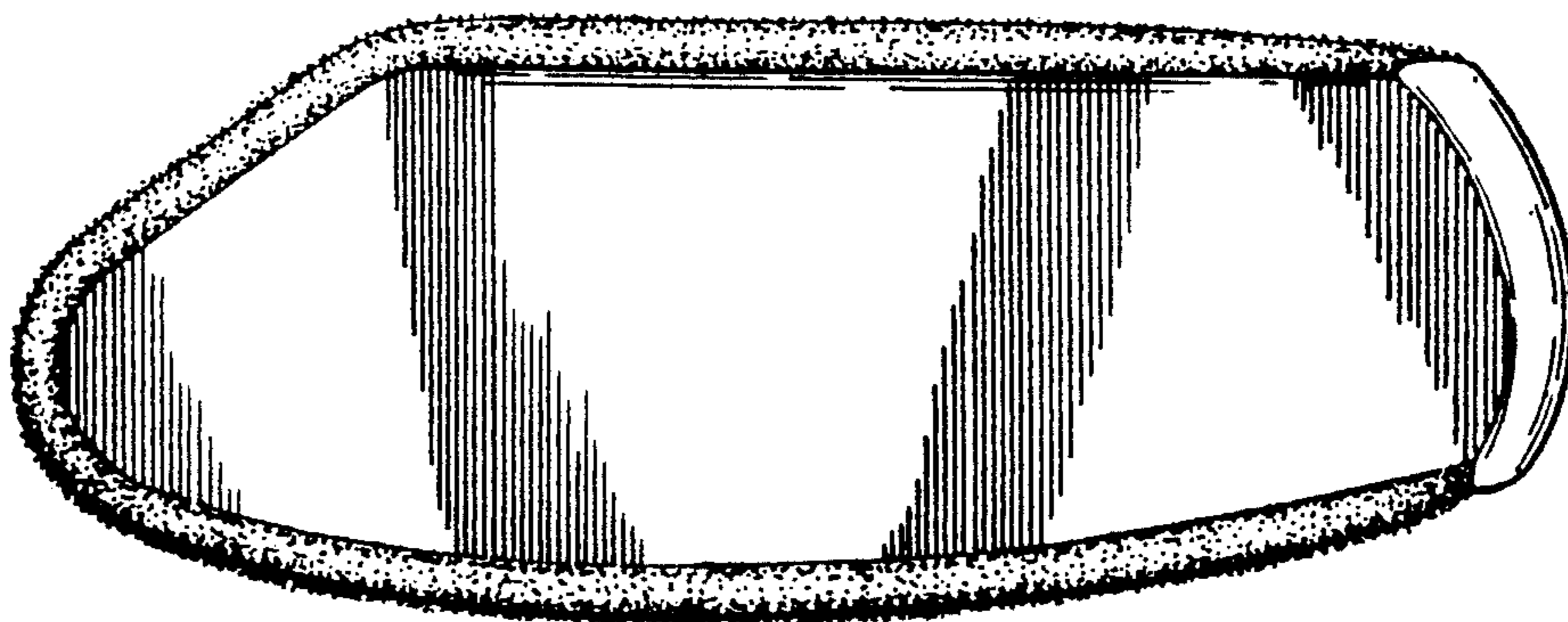



Fig. 3.






Fig. 4.

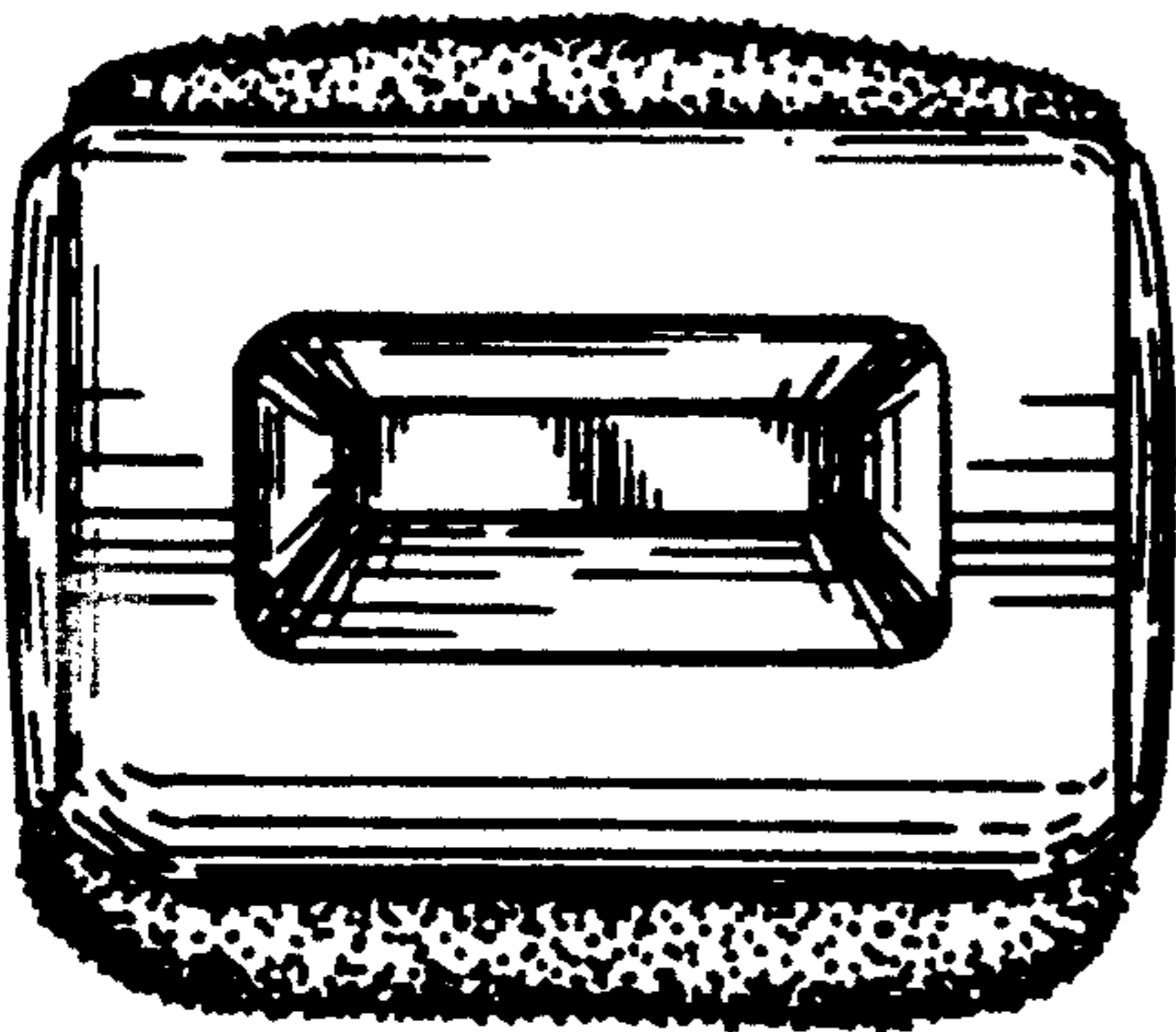


Fig. 5.




Fig. 6.