



US00D336392S

United States Patent [19]

[11] Patent Number: **Des. 336,392**

Whalen

[45] Date of Patent: **** Jun. 15, 1993**

[54] **CREDENZA**

[76] Inventor: **Robert T. Whalen, 263 Glen Manor Dr., Toronto, Ontario, Canada**

[**] Term: **14 Years**

[21] Appl. No.: **805,693**

[22] Filed: **Dec. 11, 1991**

D. 249,211 9/1978 Wright .
 D. 251,581 4/1979 Breidenbach .
 D. 277,151 1/1985 Hannah .
 2,268,864 1/1942 Finkiewicz .
 2,644,331 12/1953 Glotfelter .
 2,675,288 4/1954 Usher .

FOREIGN PATENT DOCUMENTS

43644 of 1978 Canada .
 52782 of 1984 Canada .

Related U.S. Application Data

[63] Continuation of Ser. No. 13,824, Feb. 12, 1987, abandoned.

[52] U.S. Cl. **D6/446**

[58] Field of Search **D6/396, 432, 436, 439, D6/445, 446, 448, 449, 484, 422-423; 312/330.1, 324, 107, 109, 290, 311**

OTHER PUBLICATIONS

Interiors, Feb. 1985, p. 59, iil Company Credenza at left center & lower left bottom.

Interiors, Mar. 1985, p. 39, Nienkämper Co., Credenza at center top of page.

Wilhelm Renz GmbH & Co. of Boblingen.

Fantoni Arredamenti of Italy, p. 45.

Primary Examiner—Nelson C. Holtje

Assistant Examiner—J. E. Seeger

Attorney, Agent, or Firm—Price, Heneveld, Cooper, DeWitt & Litton

[56] References Cited

U.S. PATENT DOCUMENTS

D. 106,970 11/1937 Fuller .
 D. 114,764 5/1939 Norman .
 D. 132,964 7/1942 Salomon .
 D. 146,374 2/1947 Obrig .
 D. 150,272 7/1948 Thomson .
 D. 150,739 8/1949 Thomson .
 D. 167,782 1/1952 Weiss .
 D. 214,741 7/1969 Dean **D6/484**
 D. 223,371 4/1972 Allen .
 D. 230,483 2/1974 Pedinielli .
 D. 234,660 4/1975 Ball **D6/445**
 D. 239,680 4/1976 Szucs .
 D. 241,898 10/1976 Moll .

CLAIM

[57]

The ornamental design for a credenza, as shown and described.

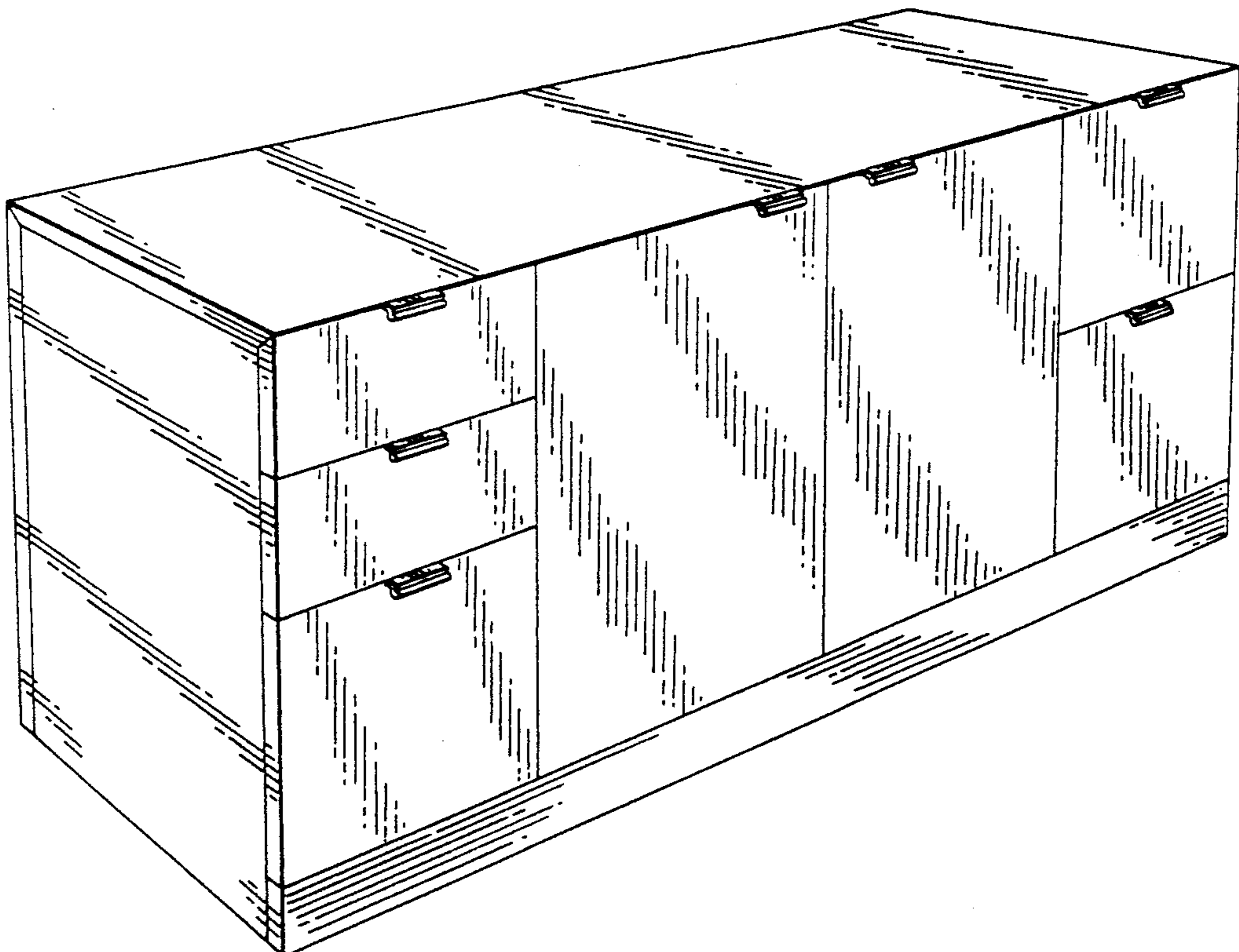
DESCRIPTION

FIG. 1 is a top and front perspective view of a credenza, showing my new design;

FIG. 2 is a bottom and rear perspective view;

FIG. 3 is a top plan view; and,

FIG. 4 is a left side elevational view.



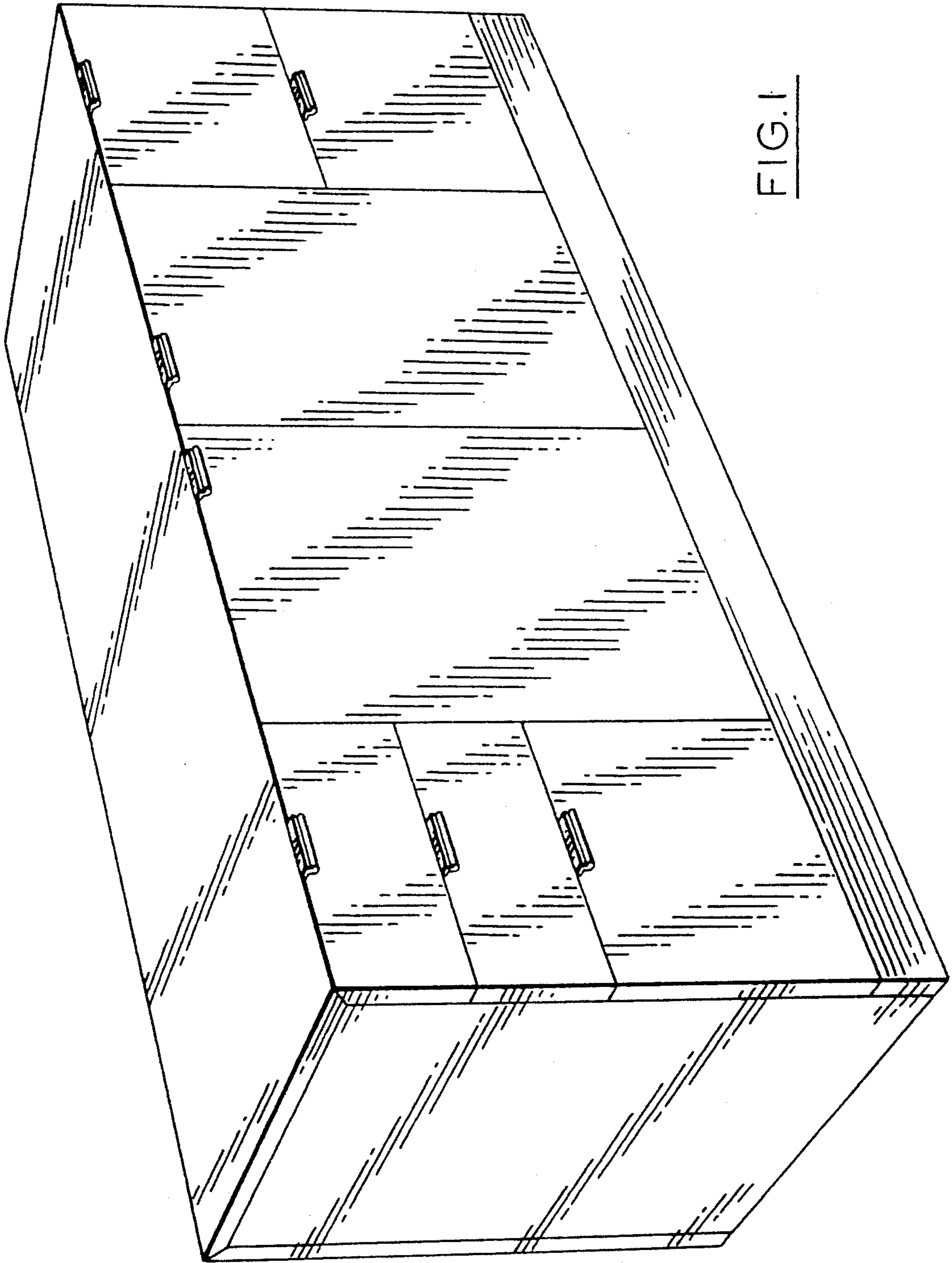


FIG. 1

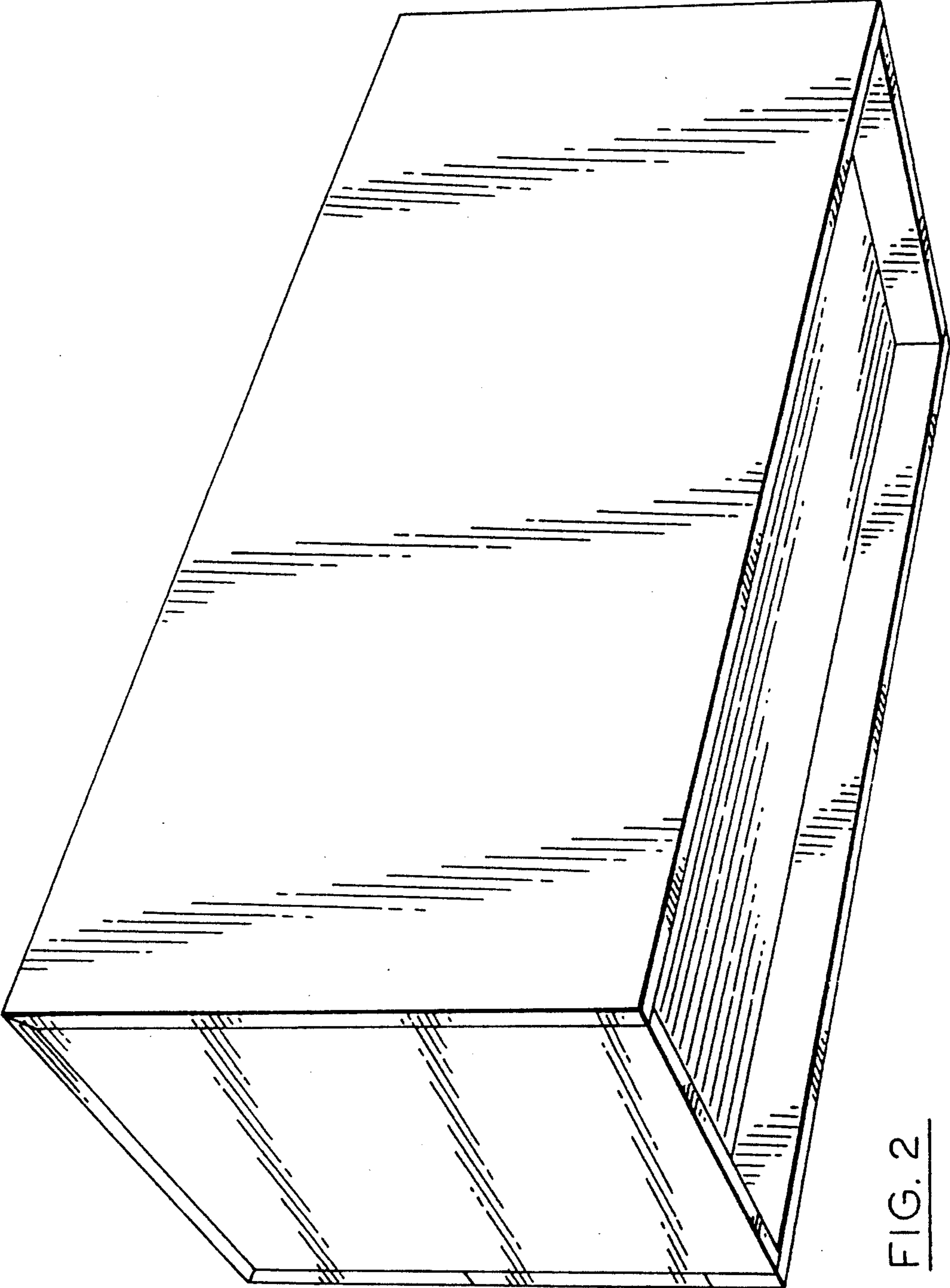


FIG. 2

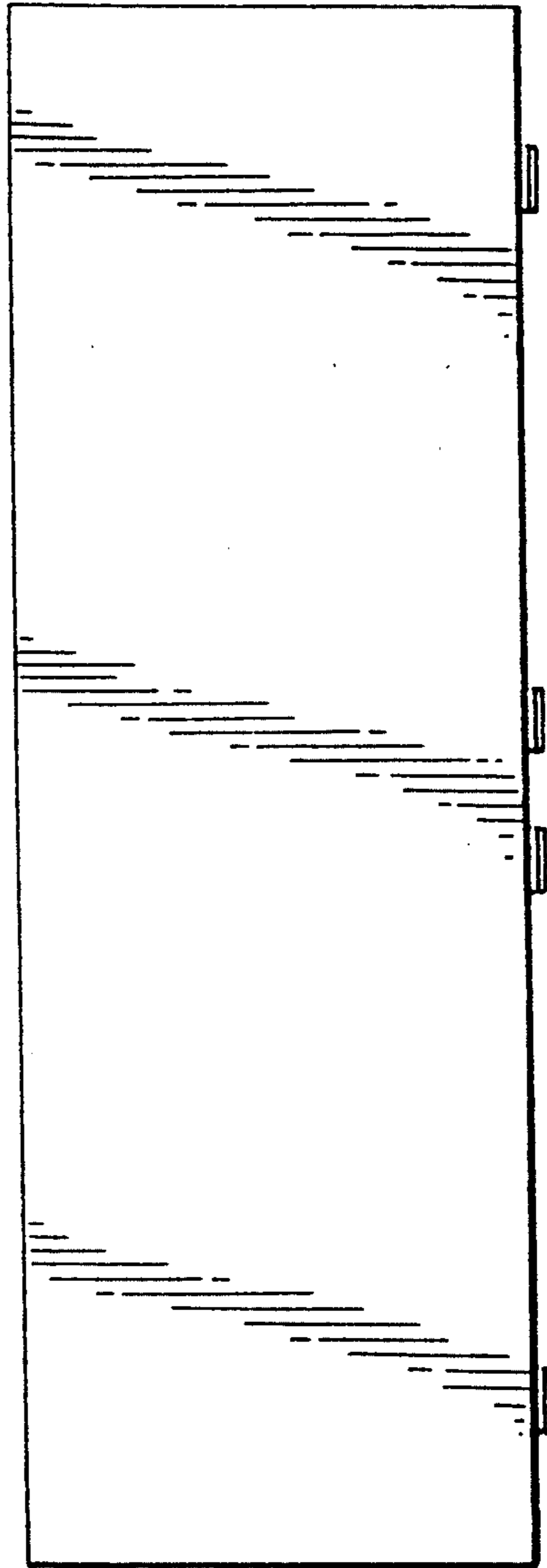


FIG. 3

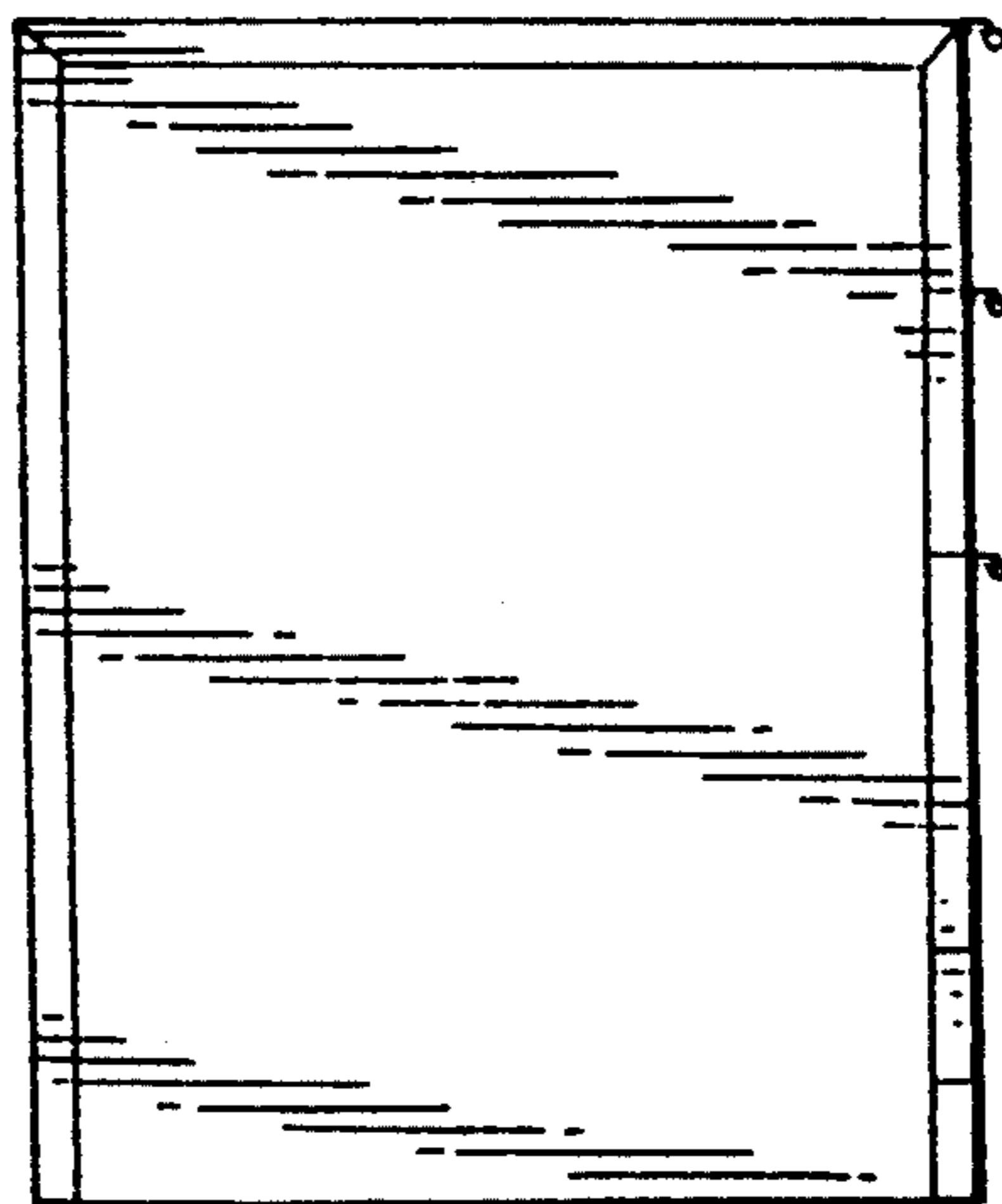


FIG. 4