



US00D336373S

United States Patent [19]

[11] Patent Number: **Des. 336,373**

Crawford et al.

[45] Date of Patent: **** Jun. 15, 1993**

[54] **TOOTHBRUSH PACKAGE/HOLDER**

[75] Inventors: **John C. Crawford**, Lake Mahopac, N.Y.; **James C. McKinney**, Cranbury, N.J.

[73] Assignee: **Colgate-Palmolive Company**, New York, N.Y.

[**] Term: **14 Years**

[21] Appl. No.: **721,362**

[22] Filed: **Jun. 25, 1991**

[52] U.S. Cl. **D4/199**

[58] Field of Search **D4/199, 108; 206/209.1, 206/209, 362.2, 362.3; 312/206**

3,124,399	3/1964	Seta	312/206
3,148,103	9/1964	Gallagher	156/224
3,301,430	1/1967	Cornelius	220/31
3,327,888	6/1967	Chalmers et al.	229/160.1
3,351,270	11/1967	Hohnjec	229/44
3,616,487	11/1971	Dearth	16/150
3,685,684	8/1972	Schindler et al.	220/60 R
3,746,162	7/1973	Bridges	206/15.1 E
3,907,193	9/1975	Heller	229/16

FOREIGN PATENT DOCUMENTS

734794	5/1966	Canada .
1414351	11/1975	United Kingdom .

Primary Examiner—Brian N. Vinson
Attorney, Agent, or Firm—Richard J. Ancel; Robert C. Sullivan

[56] **References Cited**

U.S. PATENT DOCUMENTS

D. 55,143	5/1920	Wiersching et al.	D4/199
D. 243,156	1/1977	Fentules	D4/199 X
D. 296,728	7/1988	Nielsen	D4/199
557,461	3/1896	Welander .	
757,885	4/1904	Cochrane	206/209
1,153,730	9/1915	Thompson	206/361
1,165,908	12/1915	Reitveld .	
1,364,557	1/1921	Hurley	206/209
2,667,395	1/1954	Ushanoff	206/362.2
2,673,641	3/1954	Carrillo	206/362.2
2,719,626	10/1955	Lermer	206/362.2
2,815,057	12/1957	Tupper	206/362.2 X
2,963,150	12/1960	Dgetluck	206/361
2,980,119	4/1961	Rebstock	132/308
3,009,169	11/1961	Bodner	4/240
3,085,678	4/1963	Moore	206/361
3,100,056	8/1963	Friday, Jr.	220/1

[57] **CLAIM**

The ornamental design for a toothbrush package/holder, as shown and described.

DESCRIPTION

FIG. 1 is a right side elevational view of a toothbrush package/holder showing our new design; FIG. 2 is a front elevational view thereof; FIG. 3 is a left side elevational view thereof; FIG. 4 is a rear elevational view thereof; FIG. 5 is an enlarged top plan view thereof; FIG. 6 is an enlarged bottom plan view thereof; FIG. 7 is a top, front, and right side perspective view thereof; FIG. 8 is a vertical cross-sectional view thereof, taken along line 8—8 of FIG. 7; and, FIG. 9 is a top, front, and right side perspective view thereof, shown in an open condition.

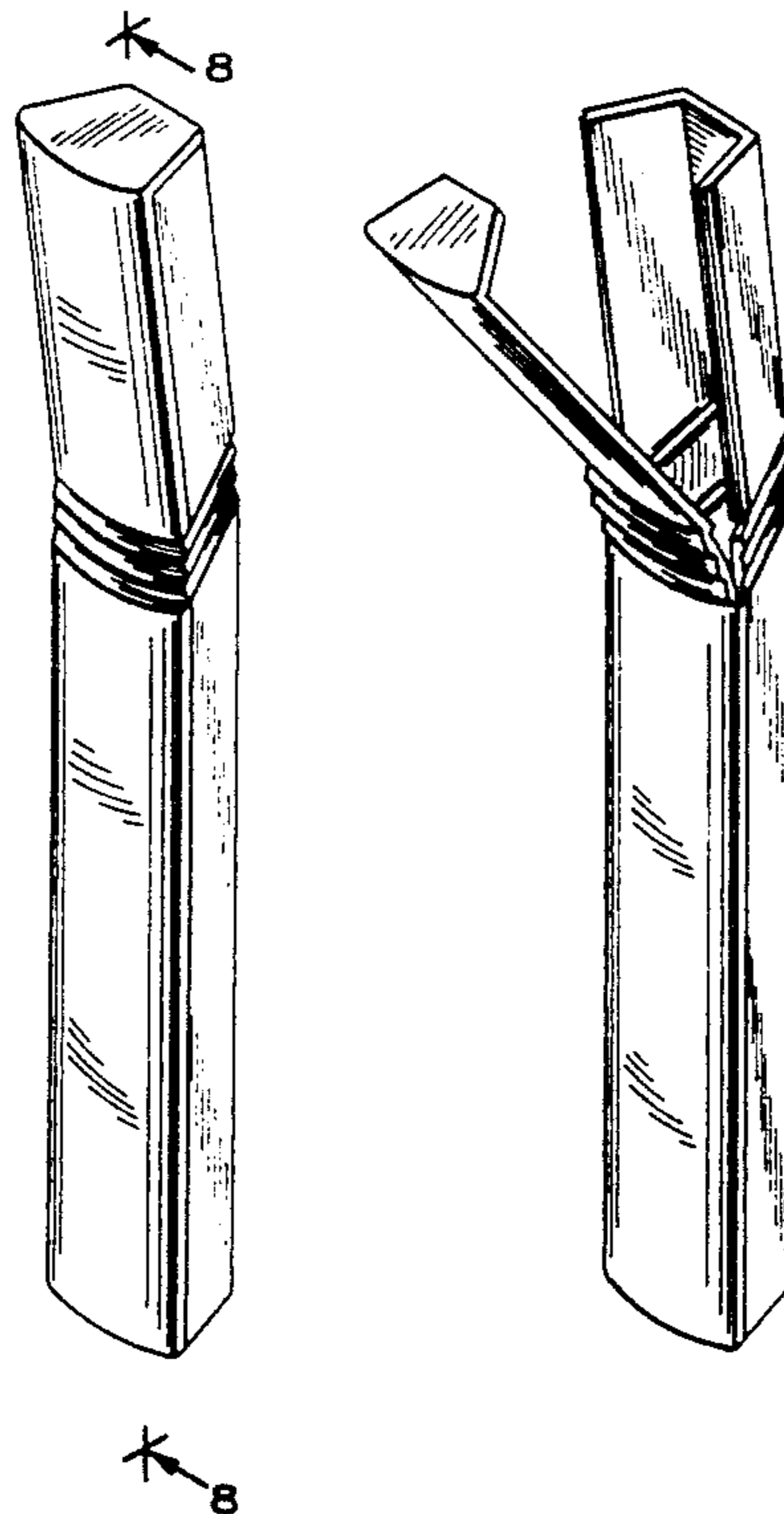


FIG. 2




FIG. 1

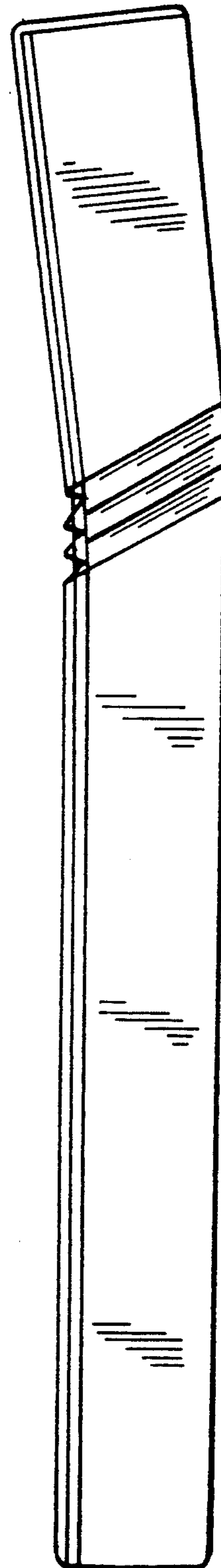


FIG. 4




FIG. 3

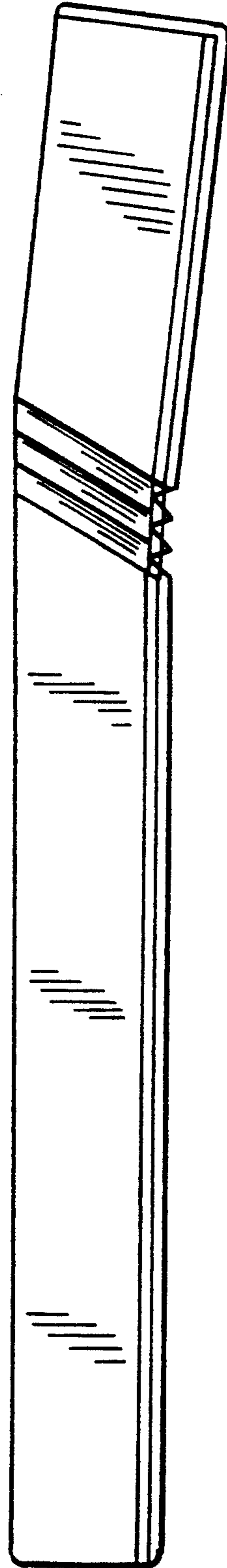


FIG. 5

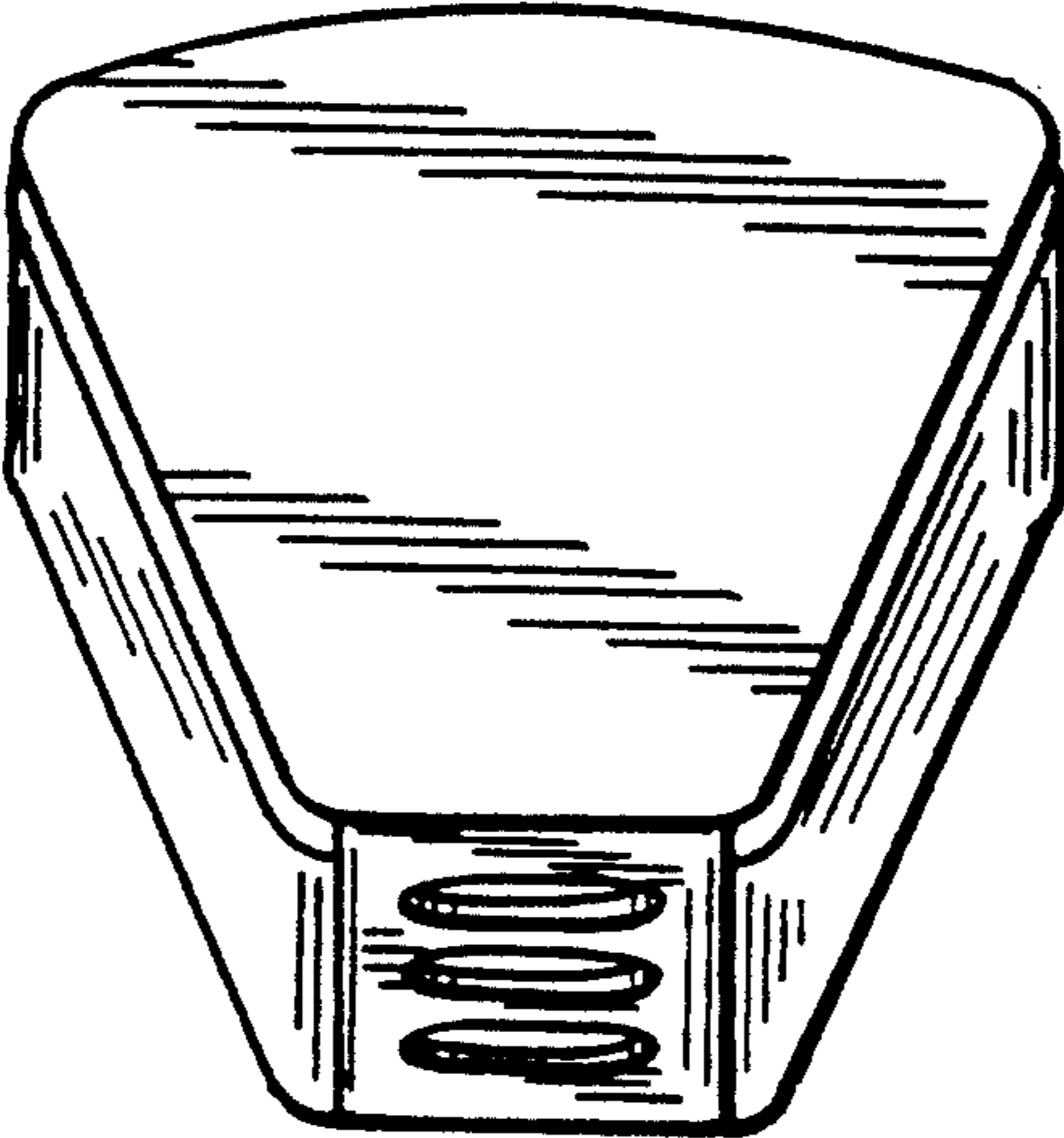


FIG. 6

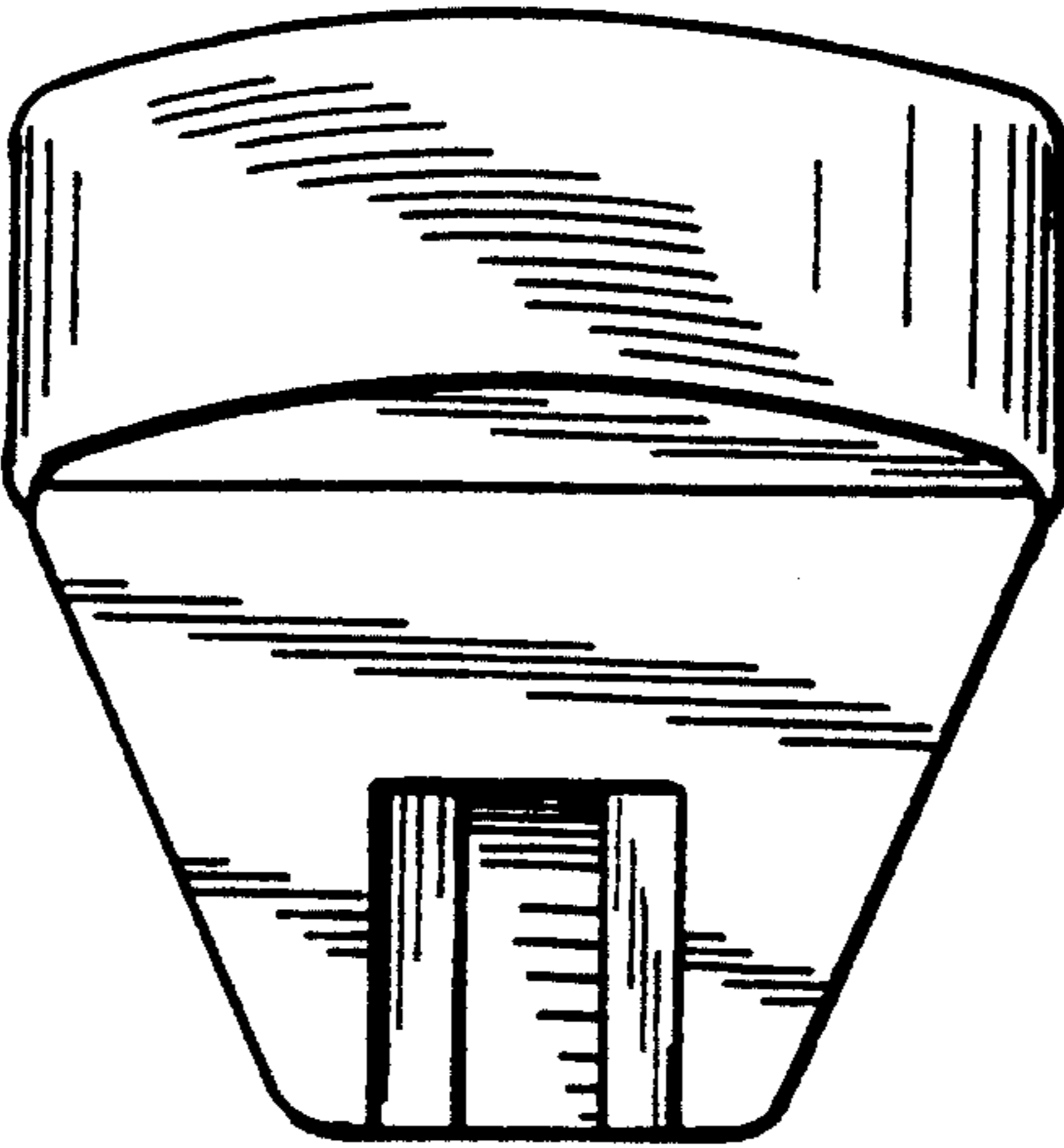
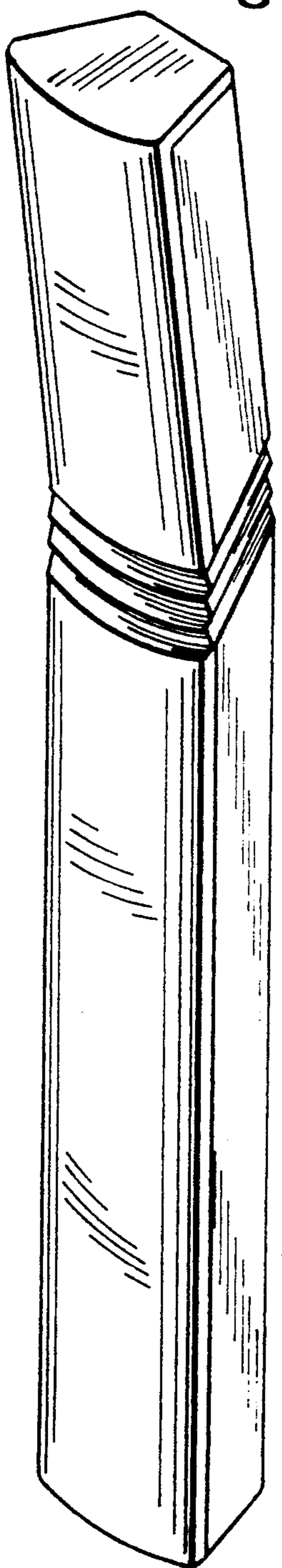


FIG. 7

X
8



X
8

FIG. 8

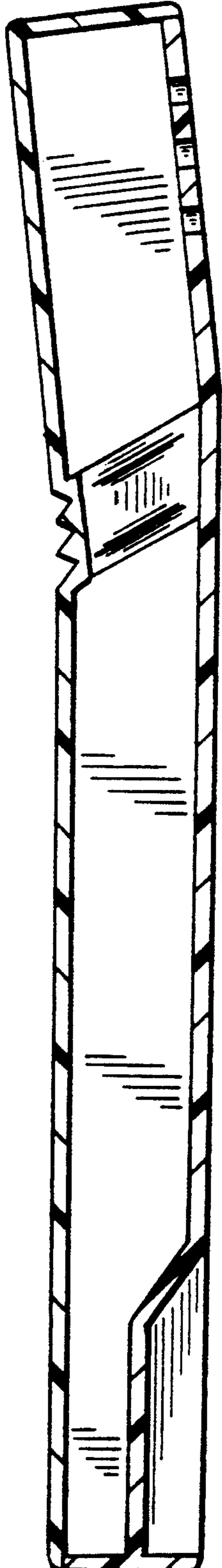




FIG. 9