



US00D336372S

United States Patent [19]

[11] Patent Number: **Des. 336,372**

Ricciarelli et al.

[45] Date of Patent: **** Jun. 15, 1993**

[54] **ERGONOMETRIC BRUSH HANDLE**

[75] Inventors: **Paul A. Ricciarelli, Ayden, N.C.; Sean Simmons, Seacliff, N.Y.**

[73] Assignee: **Empire Brushes, Inc., Greenville, N.C.**

[**] Term: **14 Years**

[21] Appl. No.: **637,521**

[22] Filed: **Jan. 4, 1991**

[52] U.S. Cl. **D4/138**

[58] Field of Search **D4/128, 131-136, D4/138; D8/DIG. 7-DIG. 8; D28/63; 15/143.1, 144.1-144.4, 159.1, 160, 164; 401/268**

[56] **References Cited**

U.S. PATENT DOCUMENTS

D. 84,898	8/1931	Martinet	D8/DIG. 7
D. 201,007	5/1965	Hauser	D4/131
2,276,889	3/1942	Stark	401/268

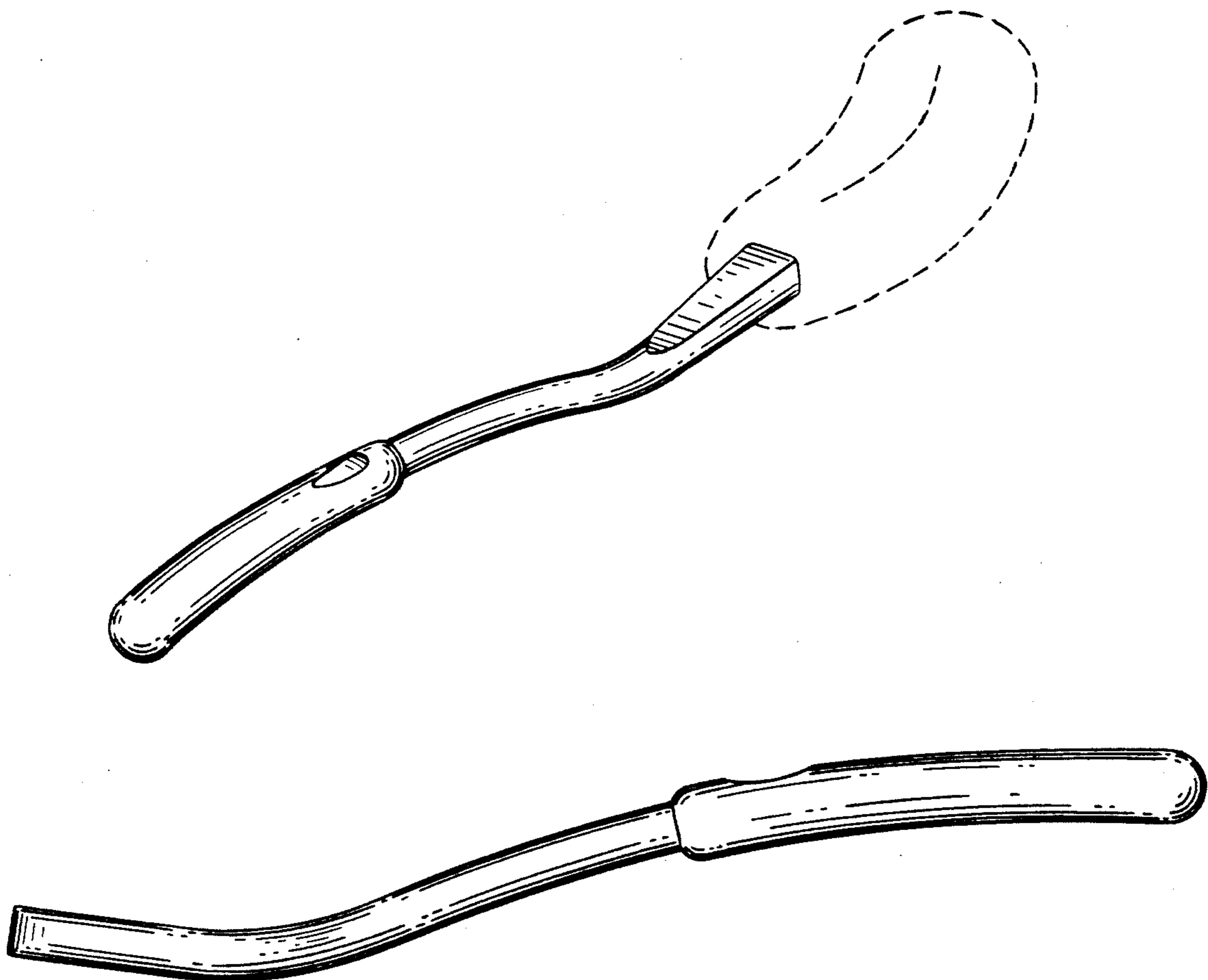
Primary Examiner—Wallace R. Burke
Assistant Examiner—Lavone D. Tabor
Attorney, Agent, or Firm—Kirschstein, Ottinger, Israel & Schiffmiller

[57] **CLAIM**

The ornamental design for an ergonomic brush handle, as shown and described.

DESCRIPTION

FIG. 1 is a rear, side and top perspective view of an ergonomic brush handle showing our new design, with bristles shown in phantom lines; FIG. 2 is an enlarged front elevational view thereof; FIG. 3 is a top plan view thereof; FIG. 4 is a side elevational view thereof, both sides being identical; FIG. 5 is a rear elevational view thereof; and, FIG. 6 is a bottom plan view thereof. The broken line showing of bristles in FIG. 1 is for illustrative purposes only, and forms no part of the claimed design.



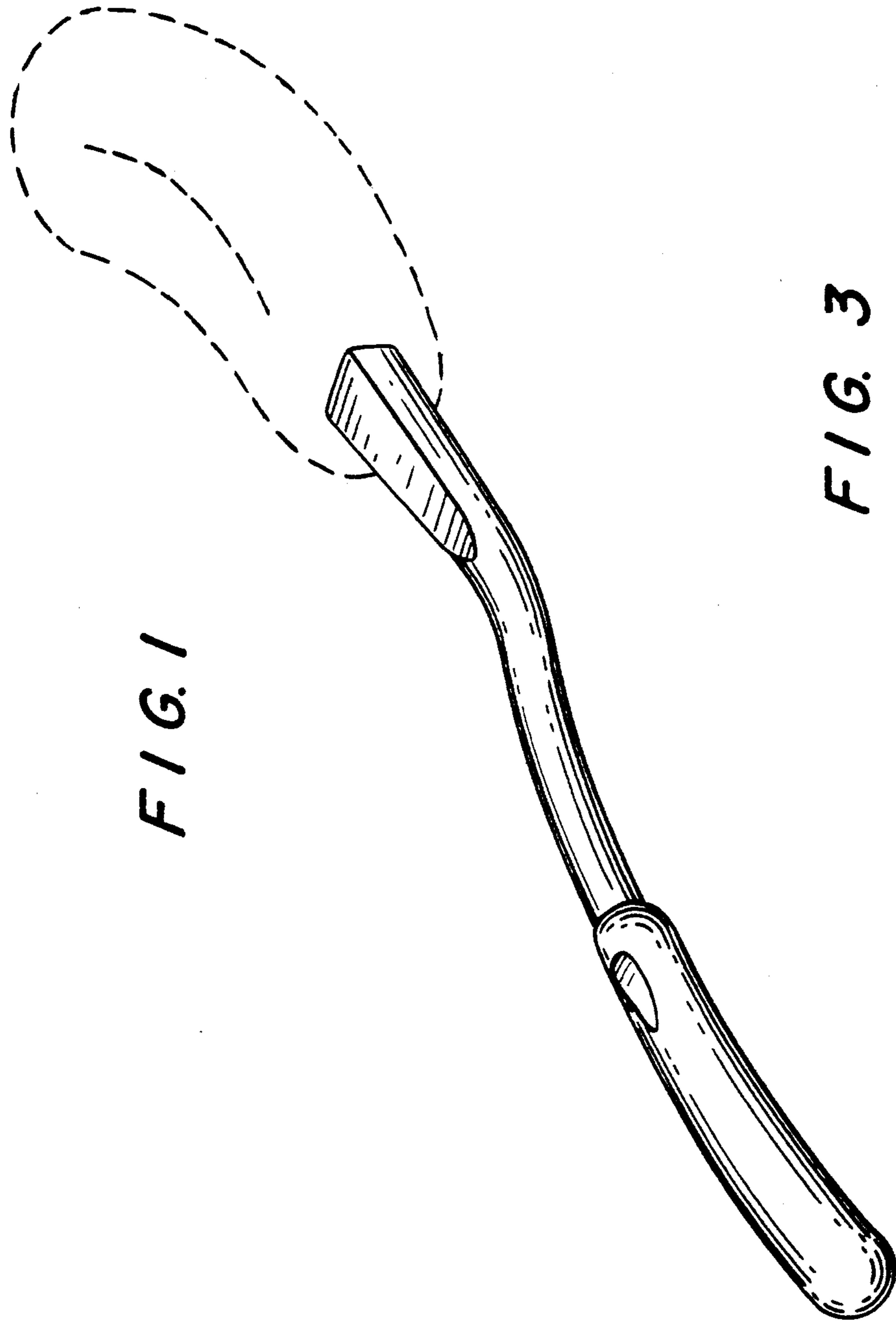


FIG. 2

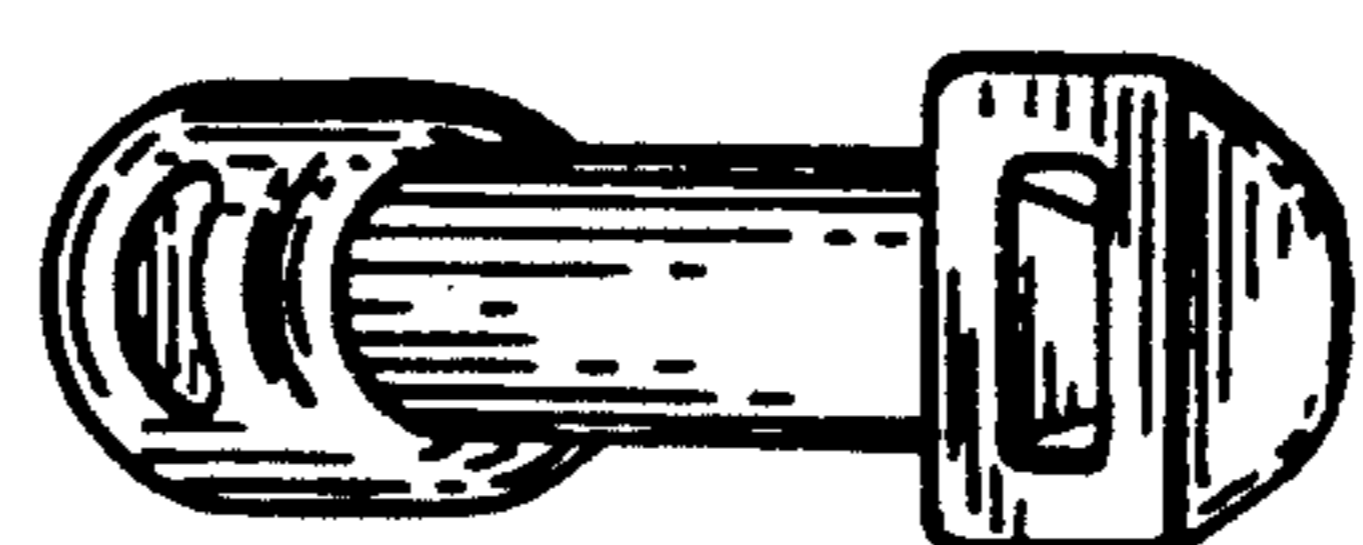
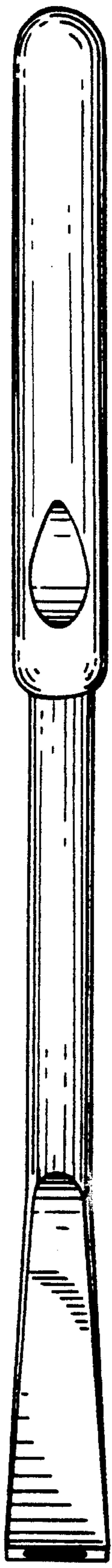


FIG. 3



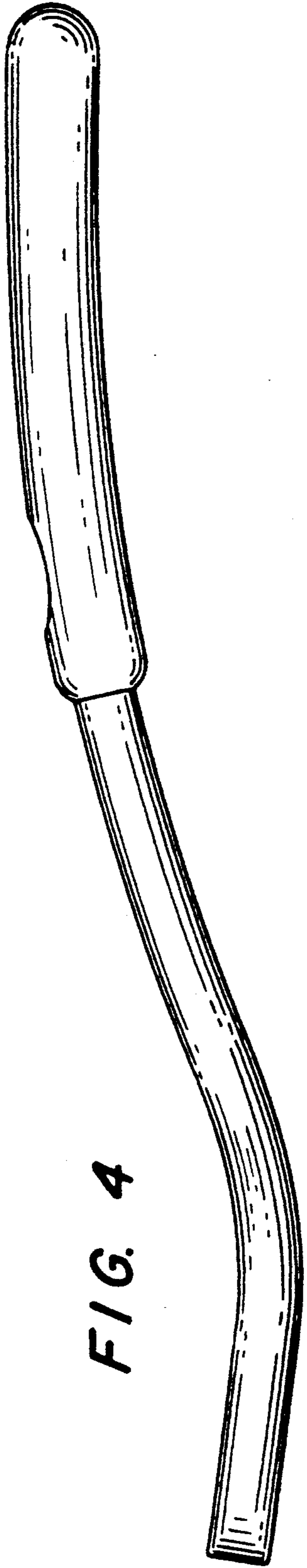


FIG. 4

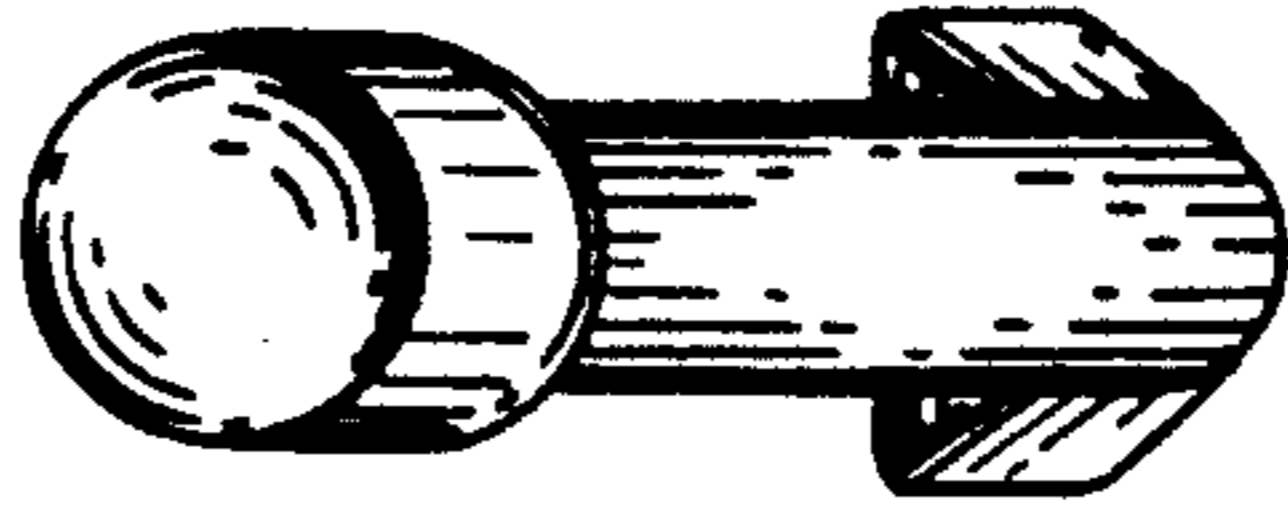


FIG. 5

FIG. 6

