



US00D336361S

United States Patent [19]

[11] Patent Number: **Des. 336,361**

Stanwood et al.

[45] Date of Patent: **** Jun. 15, 1993**

[54] **UMBRELLA AND FLASHLIGHT COMBINATION**

1,128,167	2/1915	Manson	362/102 X
3,281,586	10/1966	Gonzalez	362/102
4,860,179	8/1989	Mui	362/102
4,872,468	10/1989	Cole	135/16
4,881,154	11/1989	Tseng	362/102

[76] Inventors: **Jason M. Stanwood; H. Mark Stanwood**, both of 623 Highland Terr., Pitman, N.J. 08071

Primary Examiner—Louis S. Zarfaz
Attorney, Agent, or Firm—Terry M. Gernstein

[**] Term: **14 Years**

[57] **CLAIM**

[21] Appl. No.: **702,716**

The ornamental design for an umbrella and flashlight combination, as shown and described.

[22] Filed: **May 20, 1991**

[52] U.S. Cl. **D3/5; D3/13; D26/38**

DESCRIPTION


[58] **Field of Search** **D3/5-8, D3/10, 12-14, 16; D26/38; 362/102; 135/15.1, 16-19, 19.5, 20.3, 22-24, 25.4, 25.41, 72, 76, 910**

FIG. 1 is a perspective view of the umbrella and flashlight combination embodying the design of the present invention, in the open condition;
FIG. 2 is a front elevational view thereof;
FIG. 3 is a rear elevational view thereof;
FIG. 4 is a side elevational view thereof, the side opposite being a mirror image of the side shown in FIG. 4;
FIG. 5 is a top plan view thereof; and,
FIG. 6 is a bottom view thereof.

[56] **References Cited**

U.S. PATENT DOCUMENTS

D. 46,250	8/1914	Doty	D3/5
D. 221,713	8/1971	Kates	D3/5
D. 272,676	2/1984	MacDonald	D3/13 X



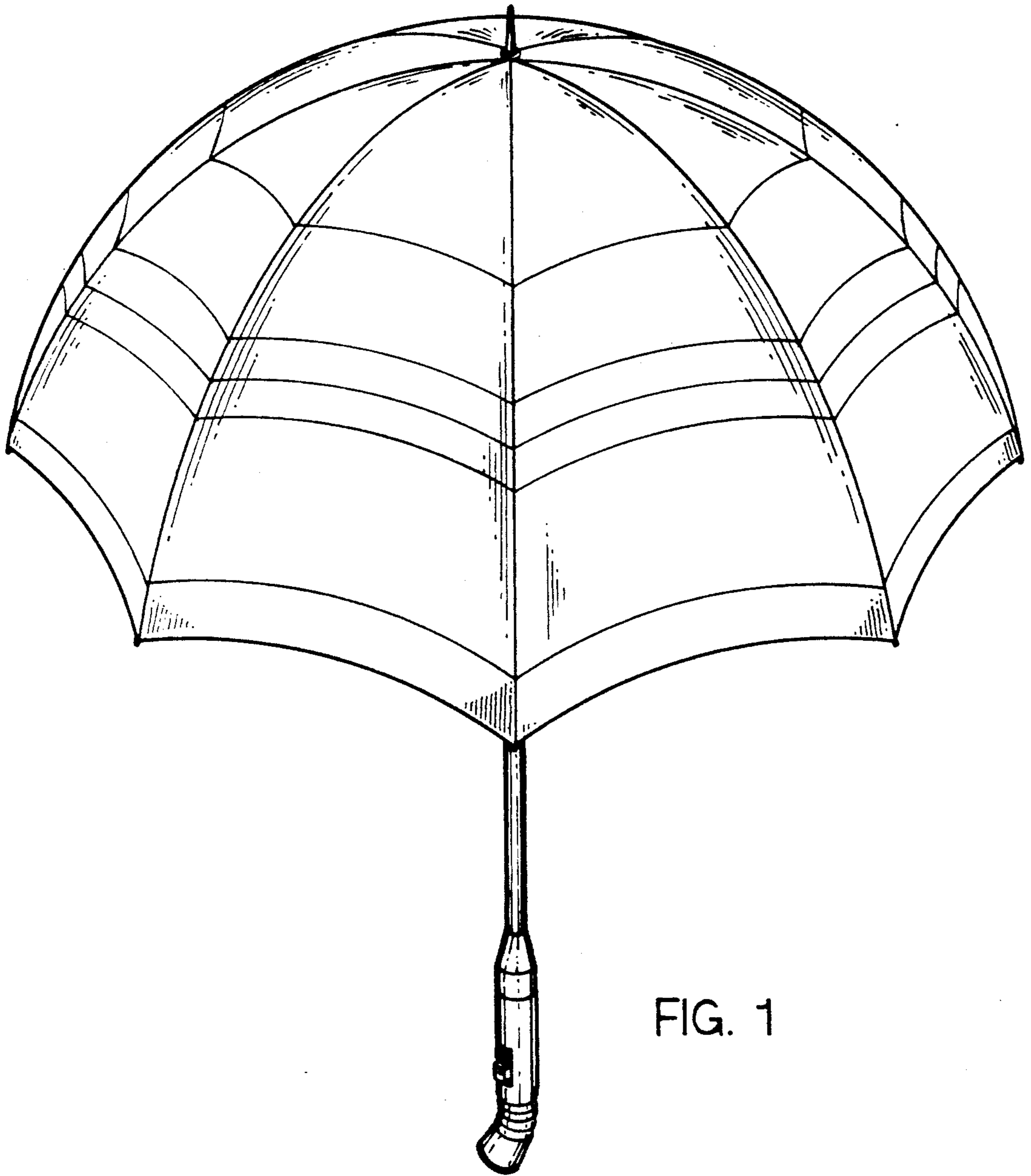


FIG. 1

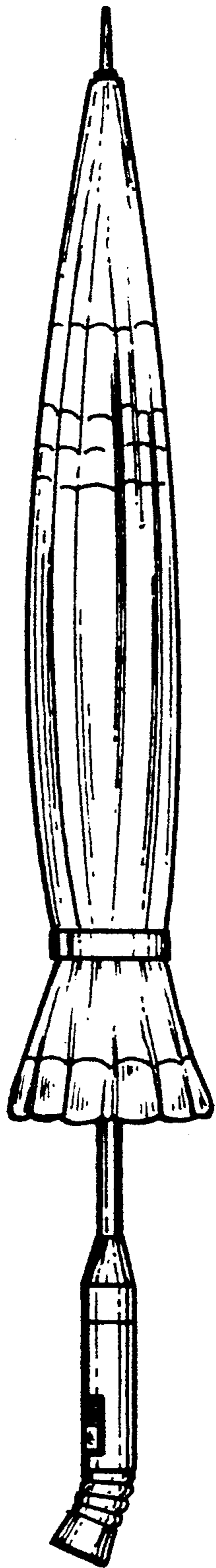


FIG. 2

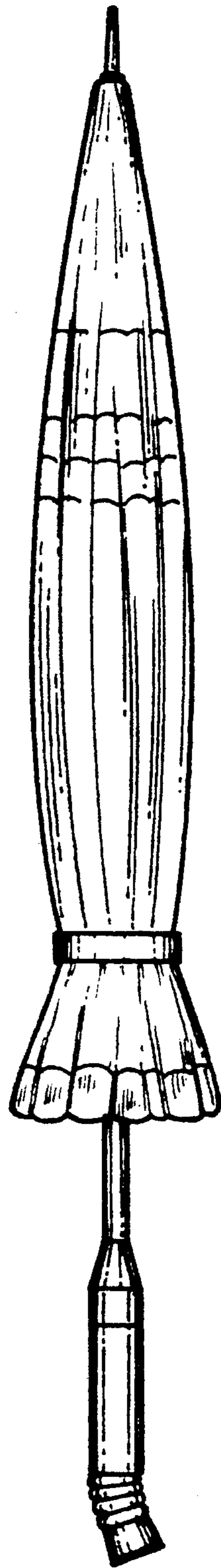


FIG. 3

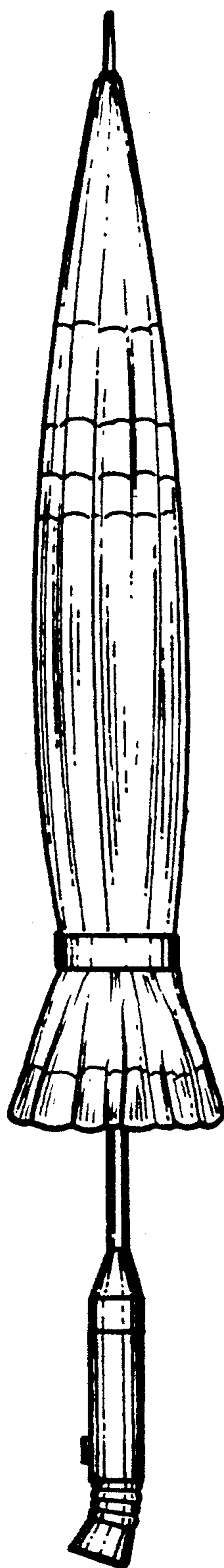


FIG. 4




FIG. 5

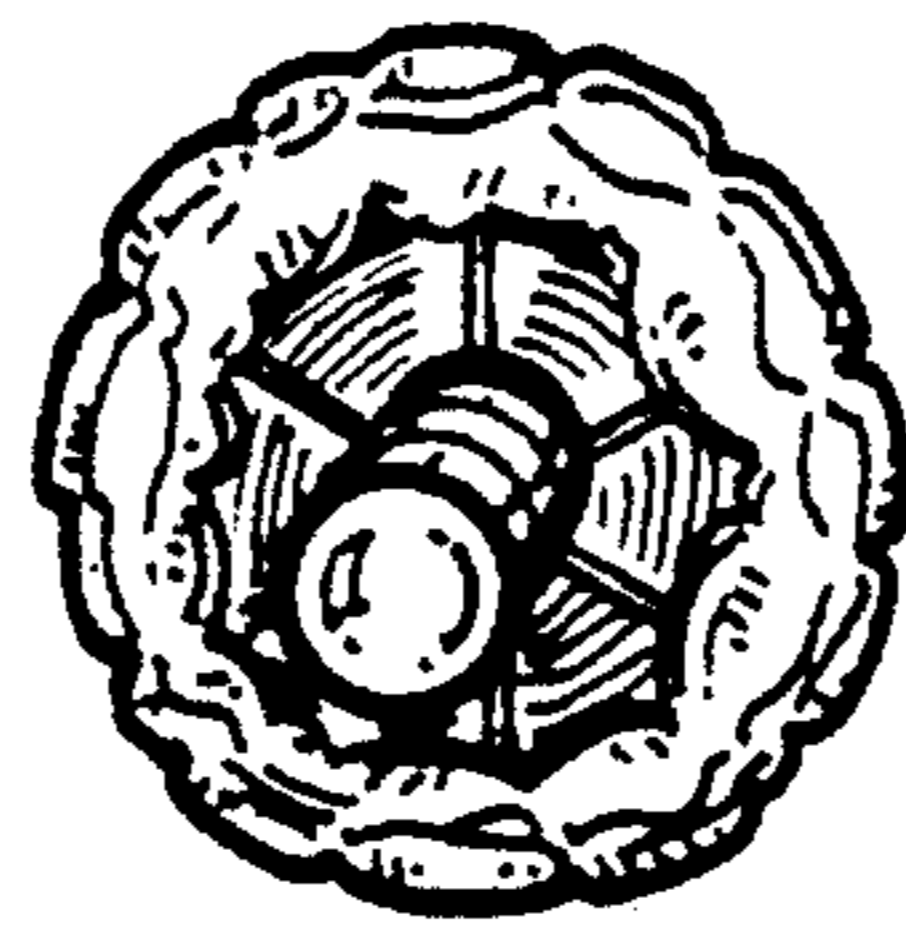


FIG. 6