



US00D336352S

United States Patent [19]

Dieperink et al.

[11] Patent Number: **Des. 336,352**

[45] Date of Patent: **** Jun. 8, 1993**

[54] **SUSPENDED LUMINAIRE**

[75] Inventors: **Menno Dieperink, Amsterdam;**
Stefanus F. W. Joosten, Eindhoven,
both of Netherlands

[73] Assignee: **U.S. Philips Corporation, New York,**
N.Y.

[*] Notice: The portion of the term of this patent
subsequent to Nov. 3, 2006 has been
disclaimed.

[**] Term: **14 Years**

[21] Appl. No.: **509,545**

[22] Filed: **Apr. 13, 1990**

[30] **Foreign Application Priority Data**

Oct. 30, 1989 [WO] World Int. Prop. O. ... DM/014.914
[52] U.S. Cl. **D26/76; D26/85**
[58] Field of Search **D26/72-92;**
362/147, 404, 432, 217, 222, 223, 362

[56] **References Cited**

U.S. PATENT DOCUMENTS

D. 308,260	5/1990	Shemitz	D26/85
D. 309,793	8/1990	Frattini	D26/87
D. 311,967	11/1990	Herst et al.	D26/85
2,732,484	1/1956	Lipscomb	D26/76 X
2,770,717	11/1956	Schwartz et al.	D26/76 X

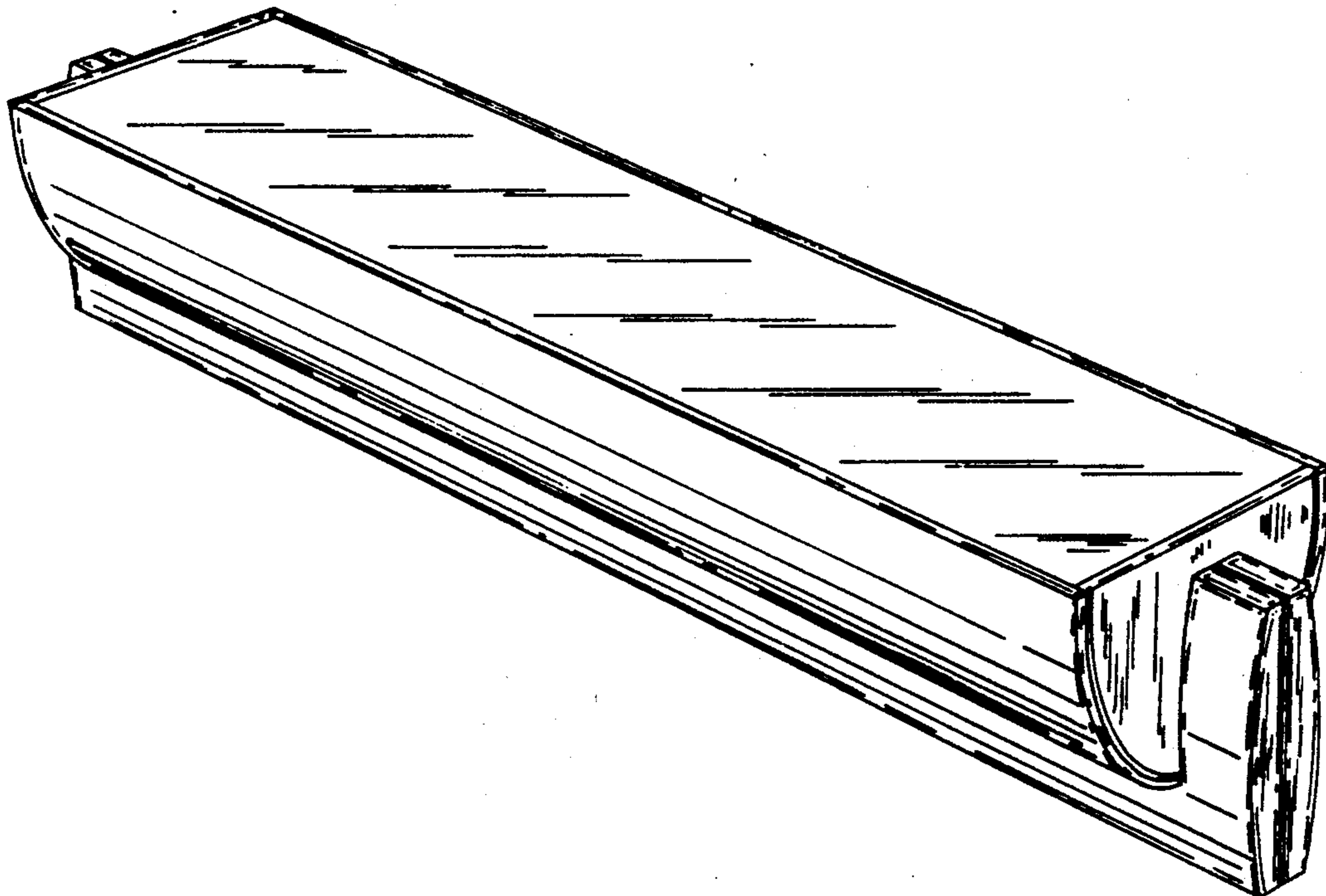
Primary Examiner—Susan J. Lucas
Attorney, Agent, or Firm—Jack E. Haken

[57] **CLAIM**

The ornamental design for a suspended luminaire, as shown.

DESCRIPTION

FIG. 1 is a perspective view showing our new design;
FIG. 2 is a front elevational view thereof;
FIG. 3 is a rear elevational view thereof;
FIG. 4 is a left side elevational view thereof;
FIG. 5 is a right side elevational view thereof;
FIG. 6 is a top plan view thereof; and,
FIG. 7 is a bottom plan view thereof.



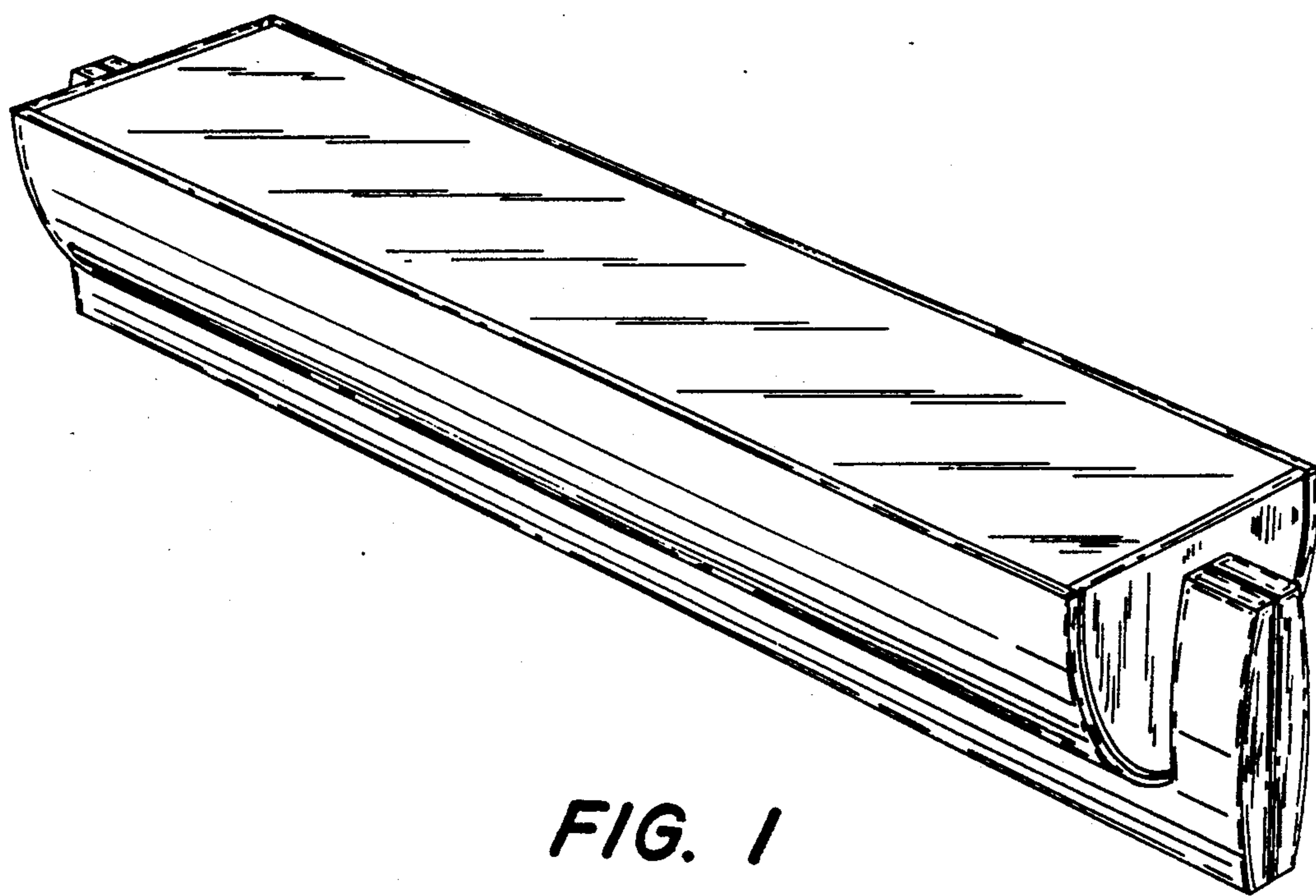


FIG. 1




FIG. 2




FIG. 3

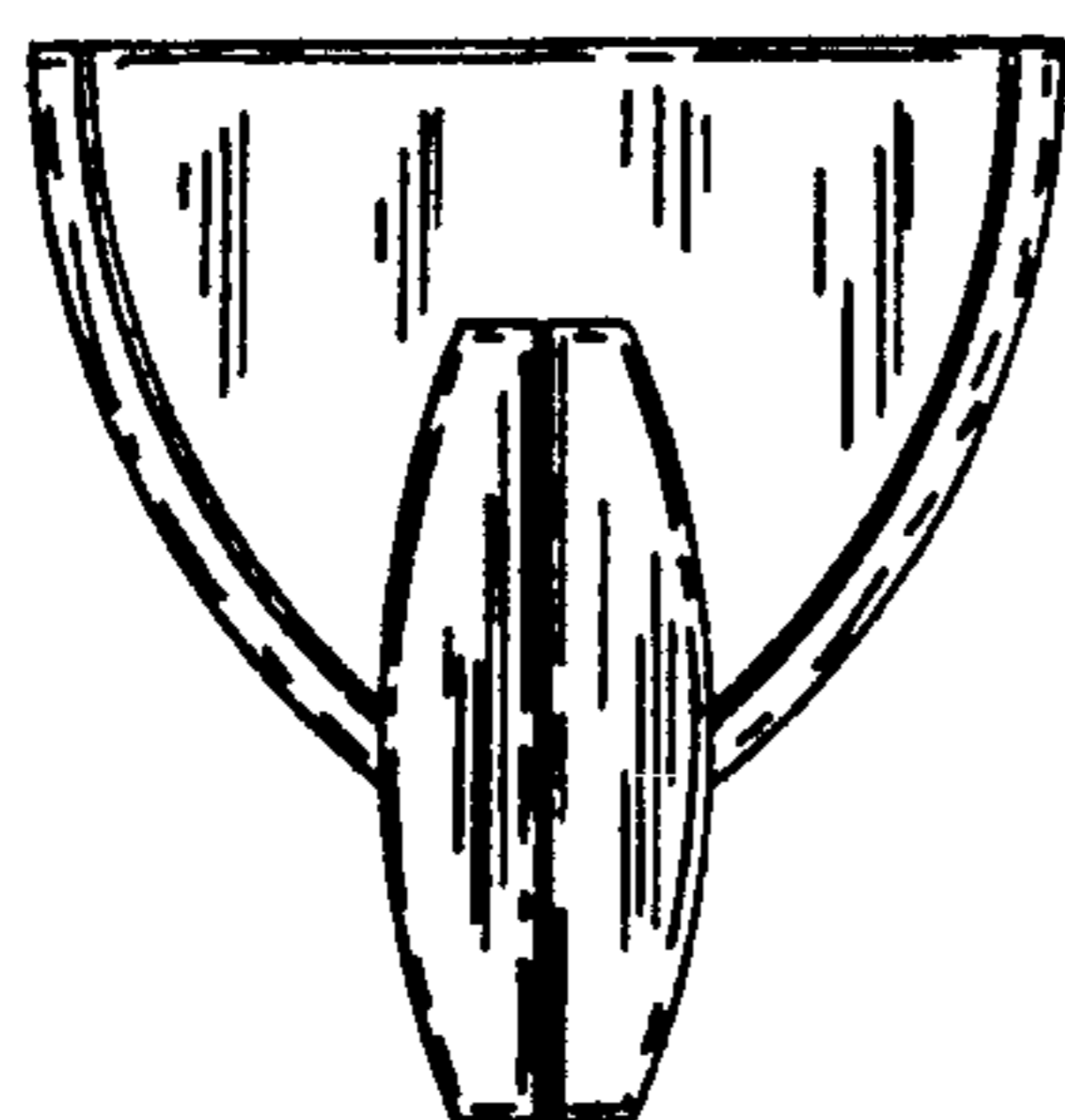


FIG. 4




FIG. 5

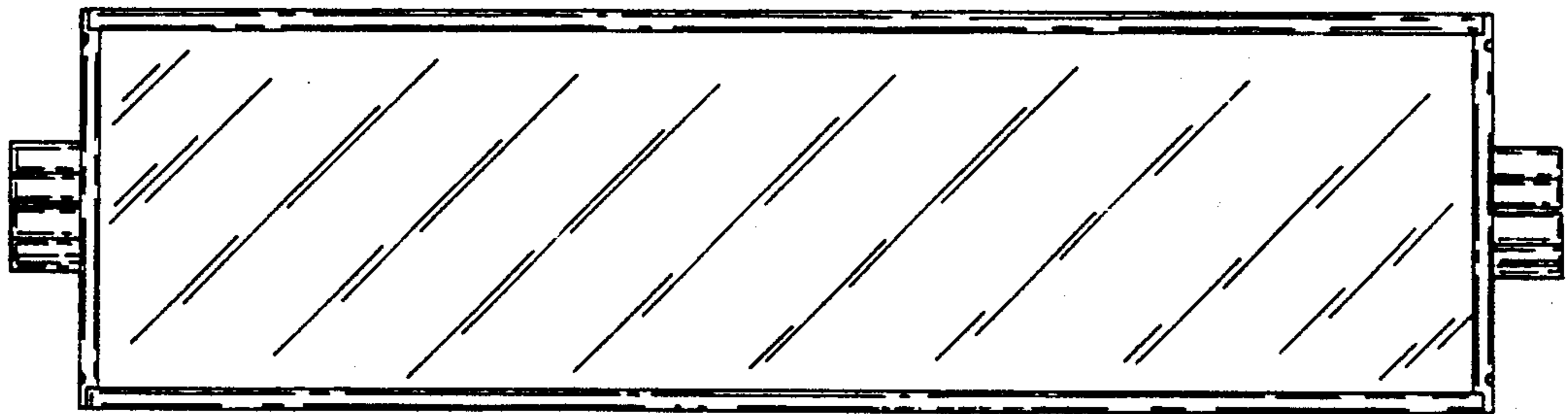


FIG. 6




FIG. 7