



US00D336341S

United States Patent [19]

[11] Patent Number: **Des. 336,341**

Van Steenlandt

[45] Date of Patent: **** Jun. 8, 1993**

[54] RETAINING WALL

[75] Inventor: **Marc A. Van Steenlandt, Orlando, Fla.**

[73] Assignee: **The Reinforced Earth Company, McLean, Va.**

[**] Term: **14 Years**

[21] Appl. No.: **513,986**

[22] Filed: **Apr. 24, 1990**

[52] U.S. Cl. **D25/58; D25/113**

[58] Field of Search **D25/58, 112, 113, 118, D25/138; 405/273, 274, 284, 285-287, 30, 275**

[56] References Cited

U.S. PATENT DOCUMENTS

1,604,938	10/1926	Goldie, Sr.	D25/113
2,089,763	8/1937	Rotinoff	405/275
3,197,930	8/1965	Kimmlinger et al.	D25/58
4,050,254	9/1977	Mehan et al.	405/285

OTHER PUBLICATIONS

Concrete Finishes and Decoration publication dated 1964, p. 29 Figure 31.

Concrete Finishes and Decoration publication dated 1964 p. 24 Figure 25.

Concrete Finishes and Decoration publication dated 1964 p. 110 Figure 146.

Primary Examiner—A. Hugo Word

Assistant Examiner—Doris Clark

Attorney, Agent, or Firm—Allegretti & Witcoff, Ltd.

[57] CLAIM

The ornamental design of a retaining wall, as shown and described.

DESCRIPTION

FIG. 1 is a left front perspective view of a wall showing my new design;

FIG. 2 is a top view thereof;

FIG. 3 is a front view thereof;

FIG. 4 is a left side view thereof;

FIG. 5 is the opposite side of the retaining wall shown in FIG. 4;

FIG. 6 is the opposite side of the retaining wall shown in FIG. 3; and,

FIG. 7 is a cross sectional view taken along line 7—7 of FIG. 3.

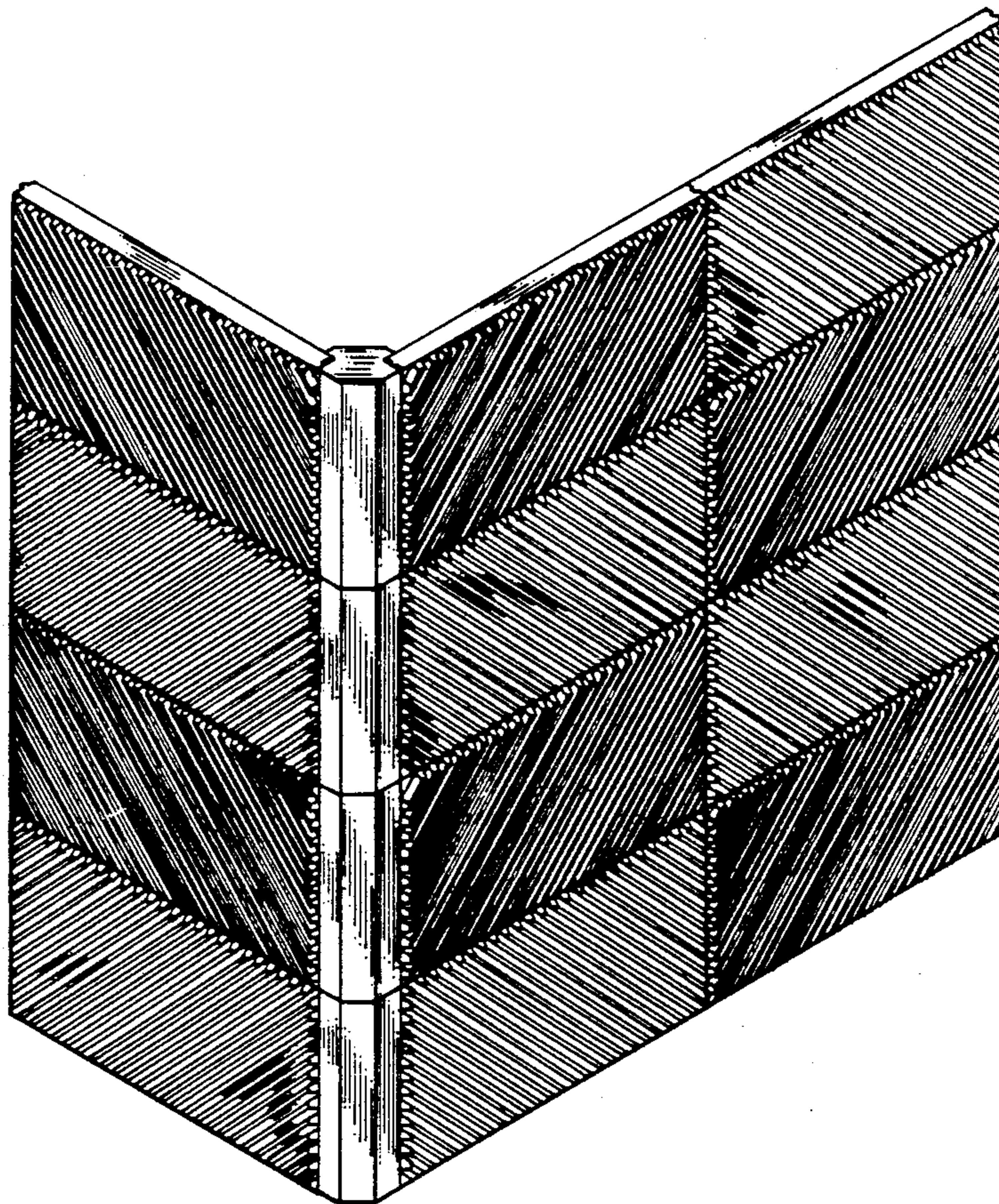


Fig. 1

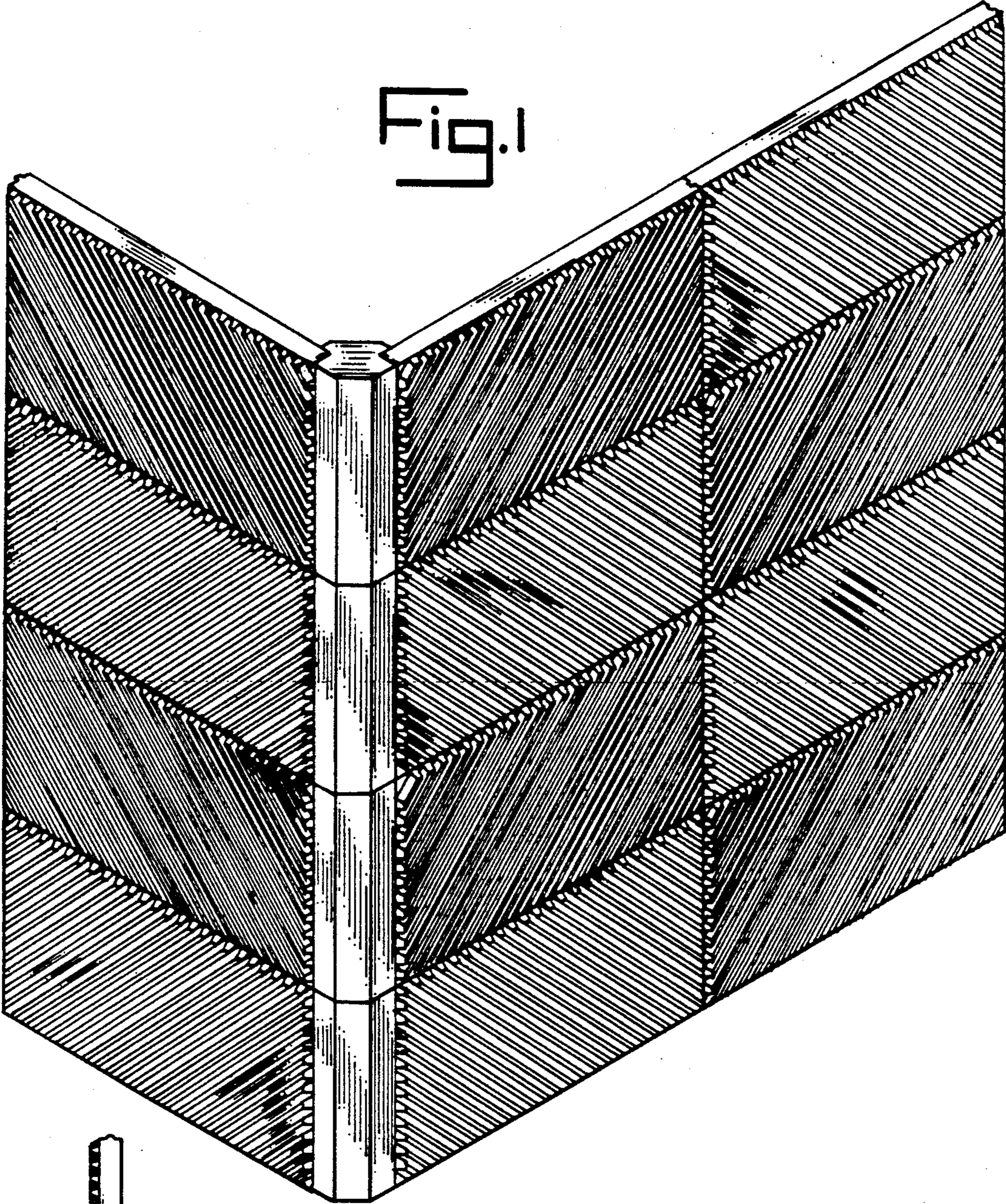


Fig. 2

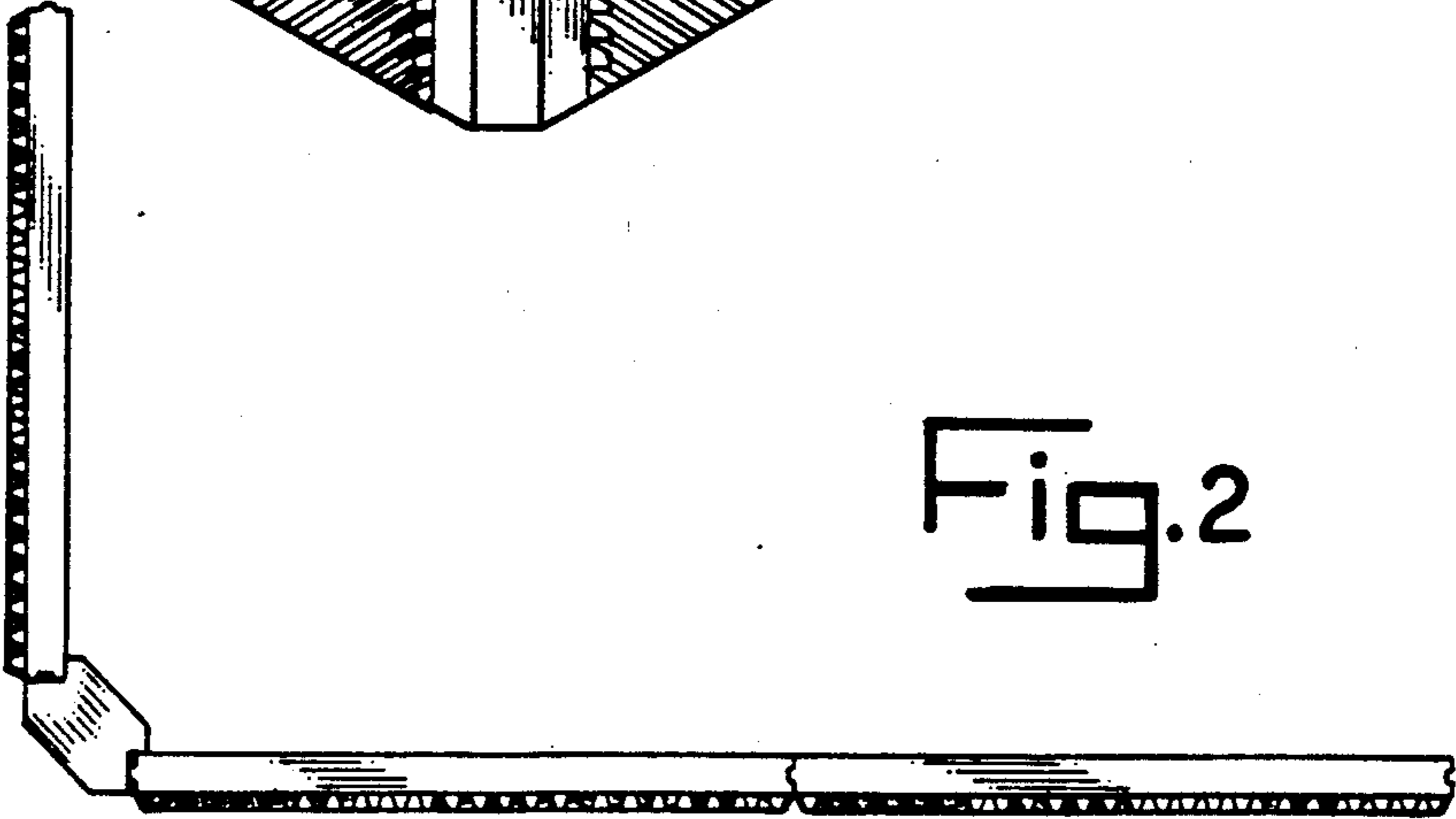


Fig. 3

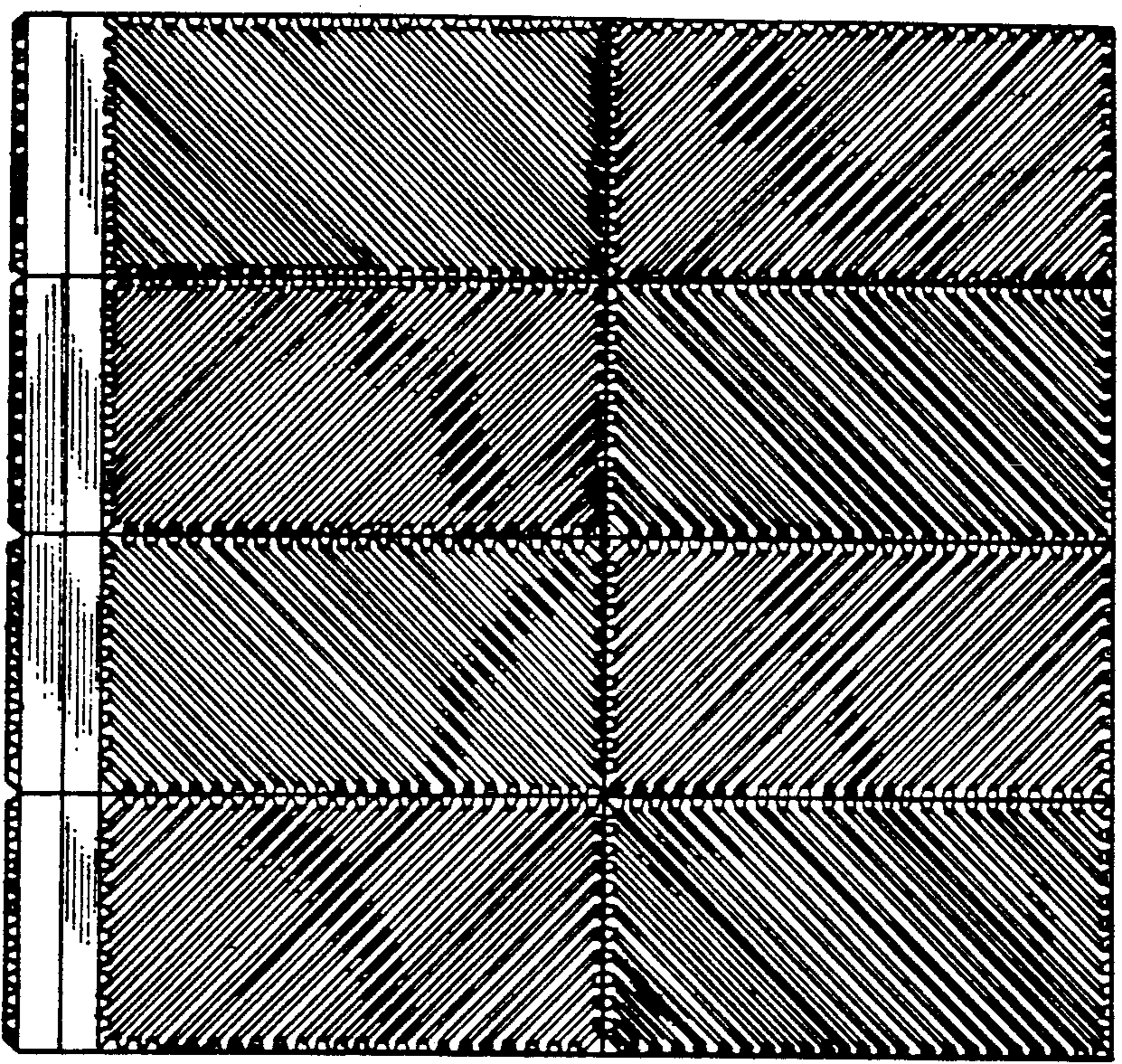


Fig. 4




Fig. 5




Fig. 6




Fig. 7

