



US00D336340S

United States Patent [19]

[11] Patent Number: **Des. 336,340**

Medina

[45] Date of Patent: **** Jun. 8, 1993**

[54] **INTERIOR BURGLAR BARS WITH FIRE EXIT**

4,514,932	5/1985	Janis	D25/53
4,624,072	11/1986	Zilkha	49/50
4,771,574	9/1988	Stephens	49/56

[76] Inventor: **Eleazar R. Medina**, 1309 E. King St., Kingsville, Tex. 78363

Primary Examiner—A. Hugo Word
Assistant Examiner—Doris Clark
Attorney, Agent, or Firm—Leon Gilden

[**] Term: **14 Years**

[21] Appl. No.: **655,932**

[57] **CLAIM**

[22] Filed: **Feb. 15, 1991**

The ornamental design for a interior burglar bars with fire exit, as shown and described.

[52] U.S. Cl. **D25/53**

[58] Field of Search D25/53, 48, 142, 143, D25/152, 156; 49/50, 52, 56; 52/106, 507, 660, 663, 665, 26

DESCRIPTION

[56] **References Cited**

U.S. PATENT DOCUMENTS

D. 269,380	6/1983	d'Avila	D25/152
D. 275,703	9/1984	De Rocher	D25/53
1,996,931	4/1935	McGuinness	49/56
3,763,615	10/1973	Yamazaki	49/50
4,000,590	1/1977	Kordewick	D25/48

FIG. 1 is a front elevational view of the interior burglar bars with fire exit showing my new design; FIG. 2 is a rear elevational view thereof; FIG. 3 is a left side elevational view thereof; FIG. 4 is a right side elevational view thereof; FIG. 5 is a top plan view thereof; FIG. 6 is a bottom plan view thereof; and, FIG. 7 is a perspective view thereof, the broken lines showing a lock are for illustrative purposes only and form no part of the claimed design.




FIG. 1




FIG. 2




FIG. 3



FIG. 4



FIG. 5



FIG. 6



FIG. 7

