



US00D336312S

**United States Patent** [19]  
**Dakin**

[11] **Patent Number: Des. 336,312**  
[45] **Date of Patent: \*\* Jun. 8, 1993**

[54] **VENDING MACHINE FOR BEVERAGES**

[75] **Inventor: Dennis J. Dakin, Harvard, Mass.**

[73] **Assignee: Veryfine Products, Inc., Westford, Mass.**

[\*\*] **Term: 14 Years**

[21] **Appl. No.: 764,398**

[22] **Filed: Sep. 23, 1991**

[52] **U.S. Cl. .... D20/4**

[58] **Field of Search ..... D20/4, 5, 1, 2, 3, 5-8; 194/350, 291, 206, 207; 221/129; D99/28**

[56] **References Cited**

**U.S. PATENT DOCUMENTS**

- D. 266,337 9/1982 Bachmann et al. .... D20/5
- D. 285,577 9/1986 Bristow et al. .... D20/4
- D. 287,863 1/1987 Cedrone et al. .... D20/4 X
- D. 288,574 3/1987 King et al. .... D20/4 X
- D. 294,719 3/1988 Morgan, Jr. .... D20/5

- D. 314,796 2/1991 McGarrah ..... D20/5
- D. 318,071 7/1991 Sullivan ..... D20/5
- D. 318,072 7/1991 Sullivan ..... D20/5


*Primary Examiner*—Bernard Ansher  
*Assistant Examiner*—Paula A. Mortimer  
*Attorney, Agent, or Firm*—Samuels, Gauthier & Stevens

[57] **CLAIM**

The ornamental design for a vending machine for beverages, as shown and described.

**DESCRIPTION**

FIG. 1 is a front perspective view of a vending machine for beverages, showing my new design, the rear is plain and unornamented;  
FIG. 2 is a top plan view thereof, the bottom is plain and unornamented;  
FIG. 3 is a left side elevational view thereof; and,  
FIG. 4 is a right side elevational view thereof.  
The broken lines indicating surface detail in FIGS. 1, 3 and 4 are shown for illustrative purposes only.






FIG.1

FIG.2


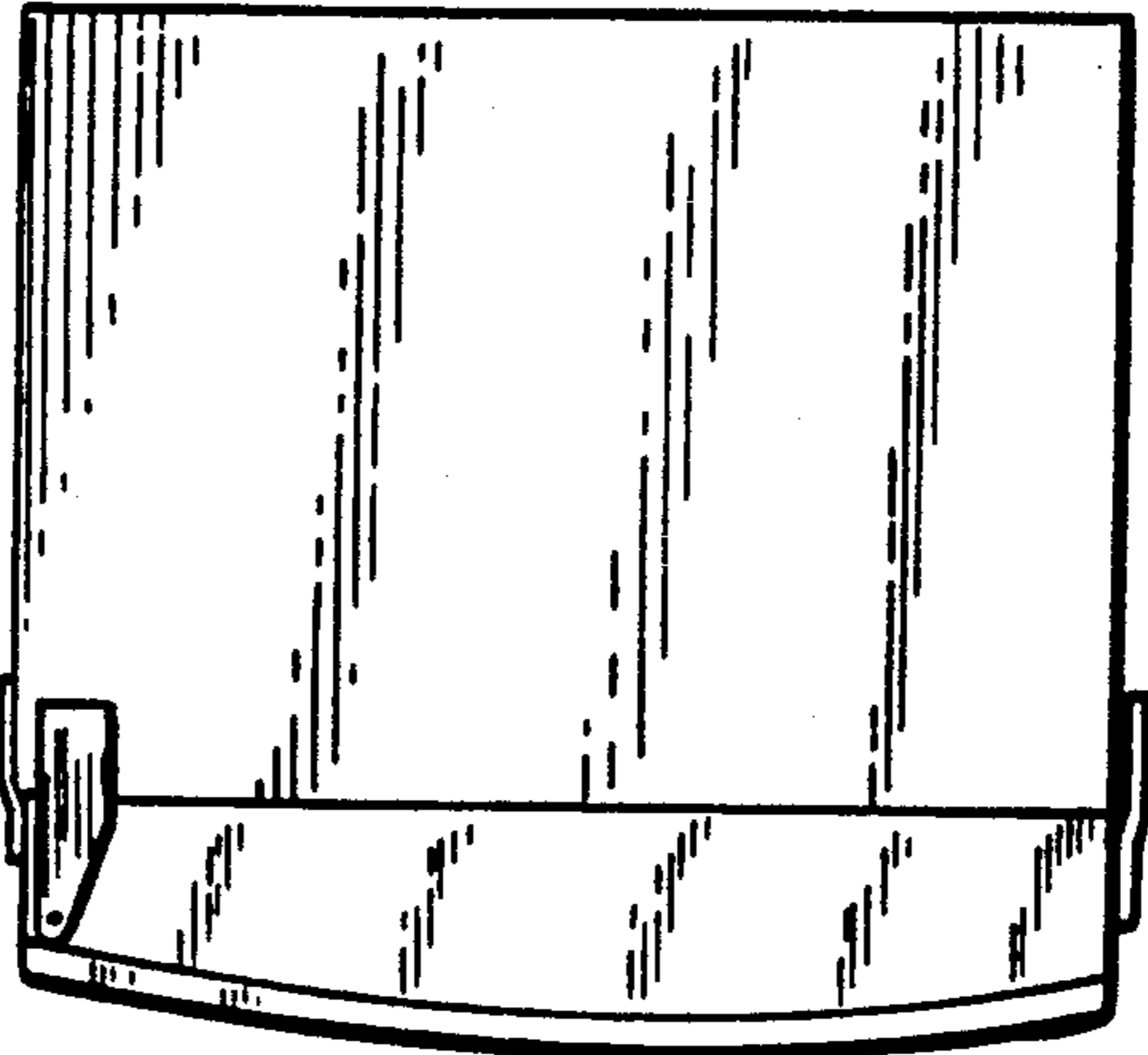


FIG.3




FIG.4