



US00D336300S

United States Patent [19]

[11] Patent Number: **Des. 336,300**

Tokiyama et al.

[45] Date of Patent: **** Jun. 8, 1993**

- [54] **MICROPHONE ASSEMBLY**
- [75] Inventors: **Masaru Tokiyama, Coral Springs;
William H. Robertson, Jr.,
Plantation, both of Fla.**
- [73] Assignee: **Motorola, Inc., Schaumburg, Ill.**
- [**] Term: **14 Years**
- [21] Appl. No.: **794,175**
- [22] Filed: **Nov. 18, 1991**
- [52] U.S. Cl. **D14/225**
- [58] Field of Search **D14/137, 138, 204, 225-227;
381/91, 122, 155, 159, 168-170**

- D. 303,116 8/1989 Richards et al. D14/225
- D. 321,184 10/1991 Colida D14/138
- D. 321,692 11/1991 Siddoway et al. D14/225

Primary Examiner—Bernard Ansher
Assistant Examiner—Sandra Morris
Attorney, Agent, or Firm—Michael J. Buchenhorner;
 Pedro P. Hernandez

[57] CLAIM

The ornamental design for a microphone assembly, as shown and described.

DESCRIPTION

FIG. 1 is a top plan view of a microphone assembly, showing our new design;
 FIG. 2 is a front elevational view thereof;
 FIG. 3 is a left side elevational view thereof;
 FIG. 4 is a right side elevational view thereof;
 FIG. 5 is a bottom plan view thereof;
 FIG. 6 is a back elevational view thereof; and,
 FIG. 7 is a top, front and left side isometric view thereof.

- [56] **References Cited**
- U.S. PATENT DOCUMENTS**
- D. 253,767 12/1979 Peterson D14/225
- D. 257,144 9/1980 McGourty D14/225
- D. 293,239 12/1987 Larson et al. .
- D. 295,404 4/1988 Tokiyama .
- D. 296,098 6/1988 Nagele D14/225

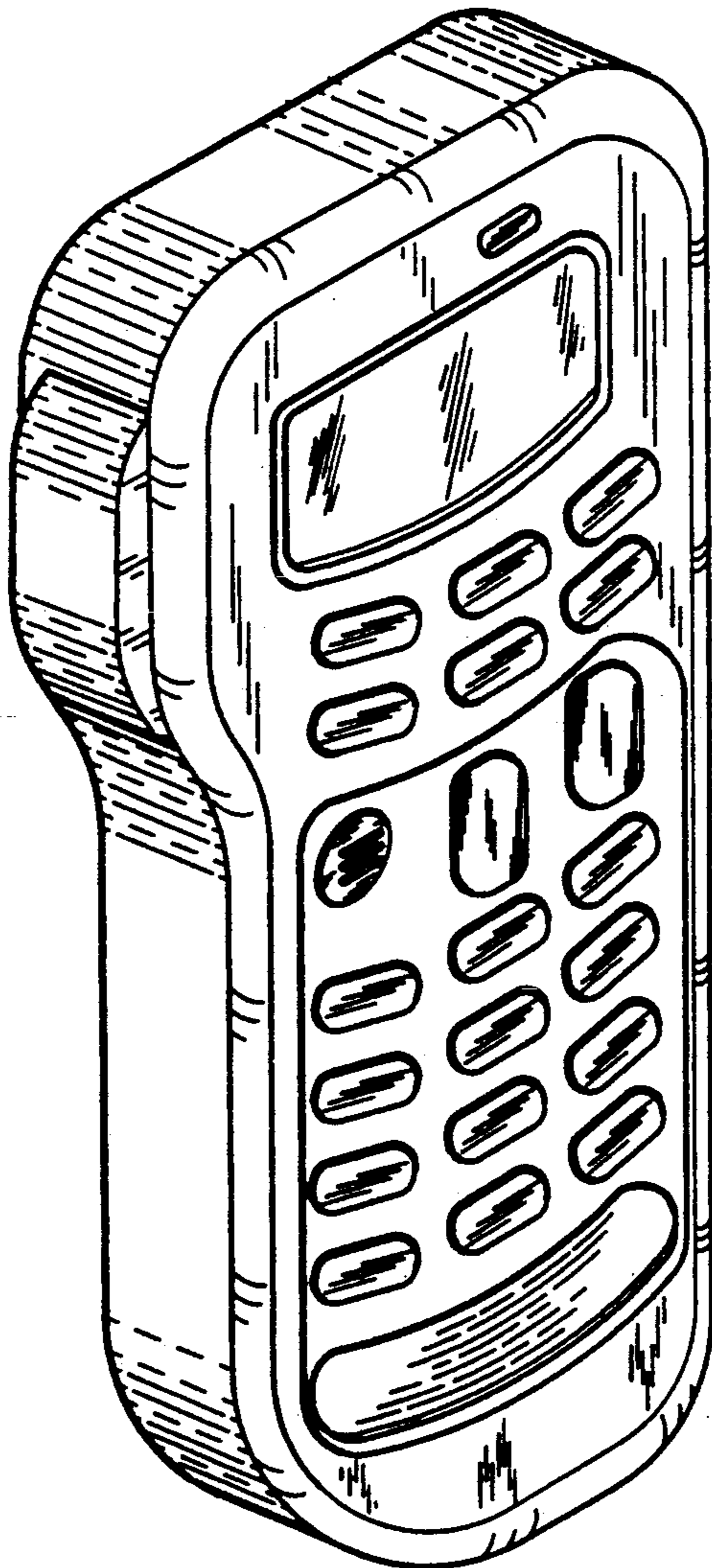


FIG. 1




FIG. 2

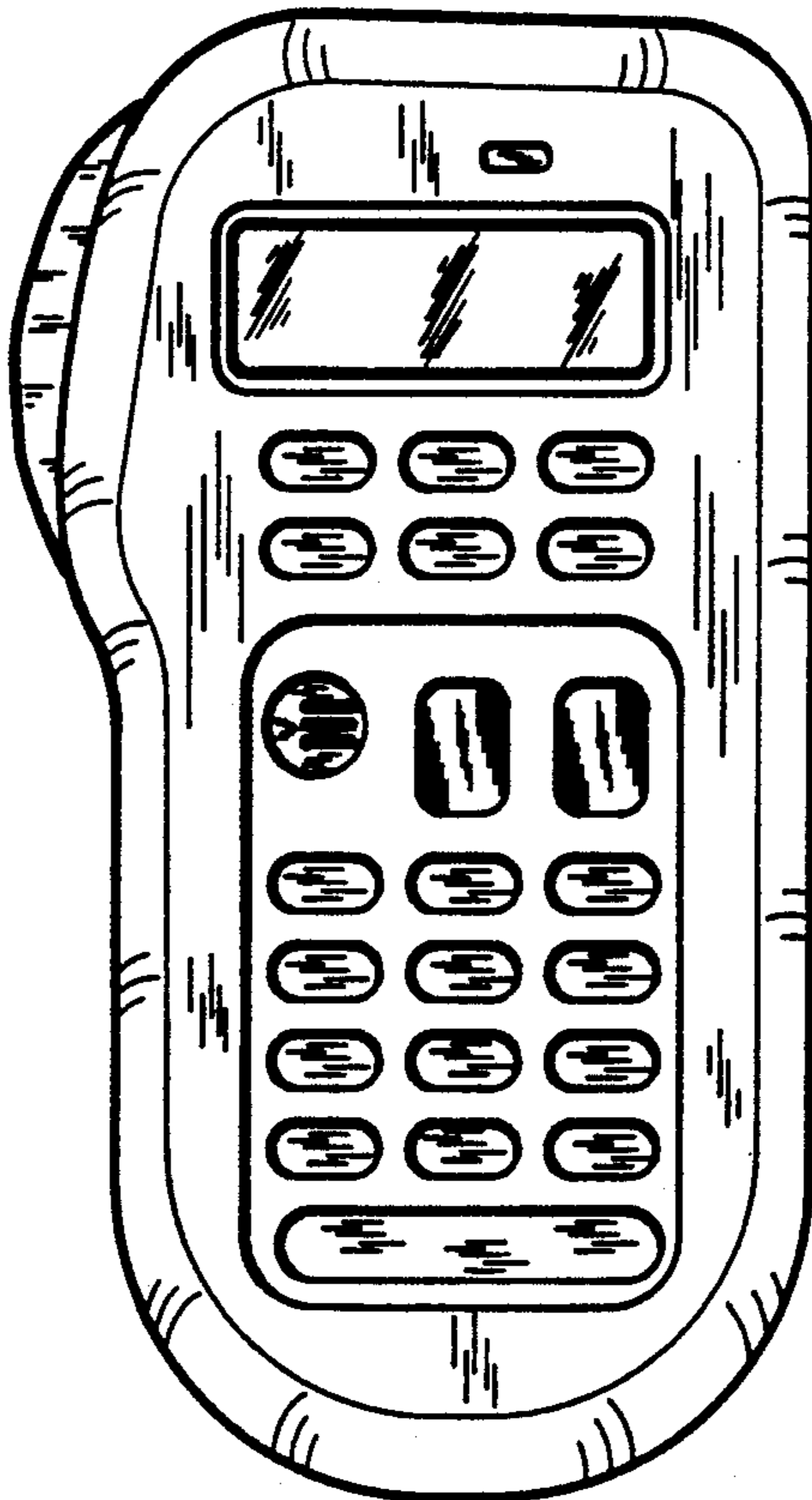


FIG. 3

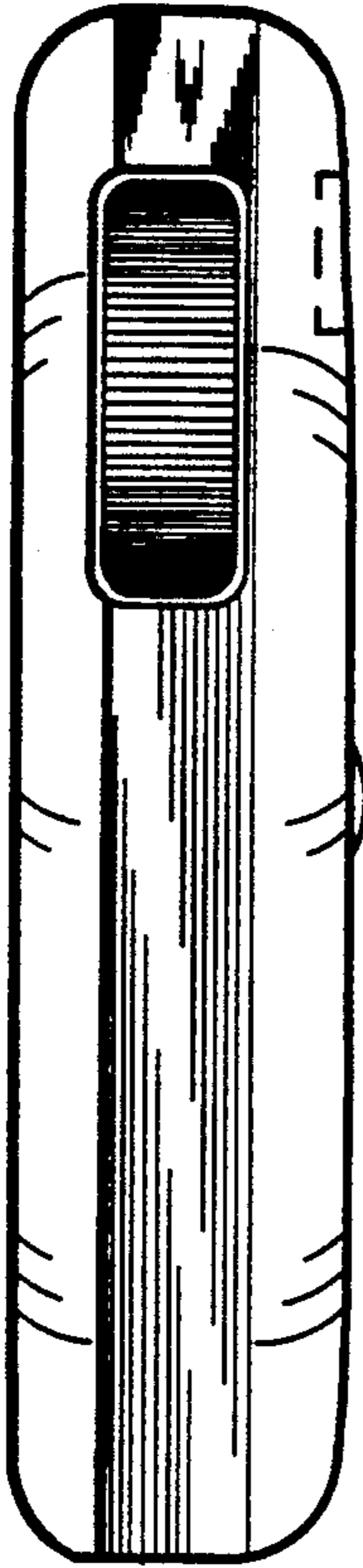


FIG. 4

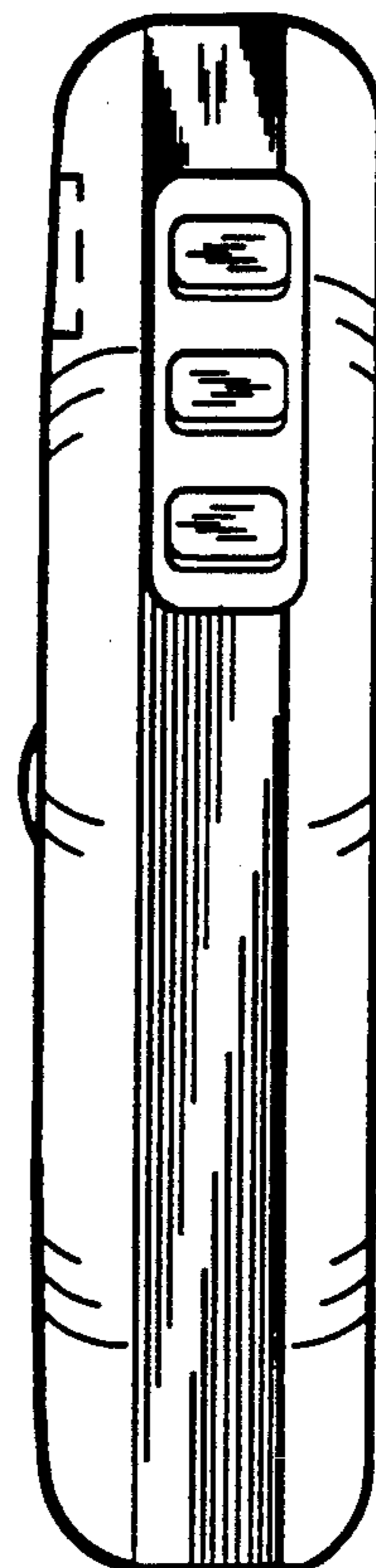


FIG. 5




FIG. 6

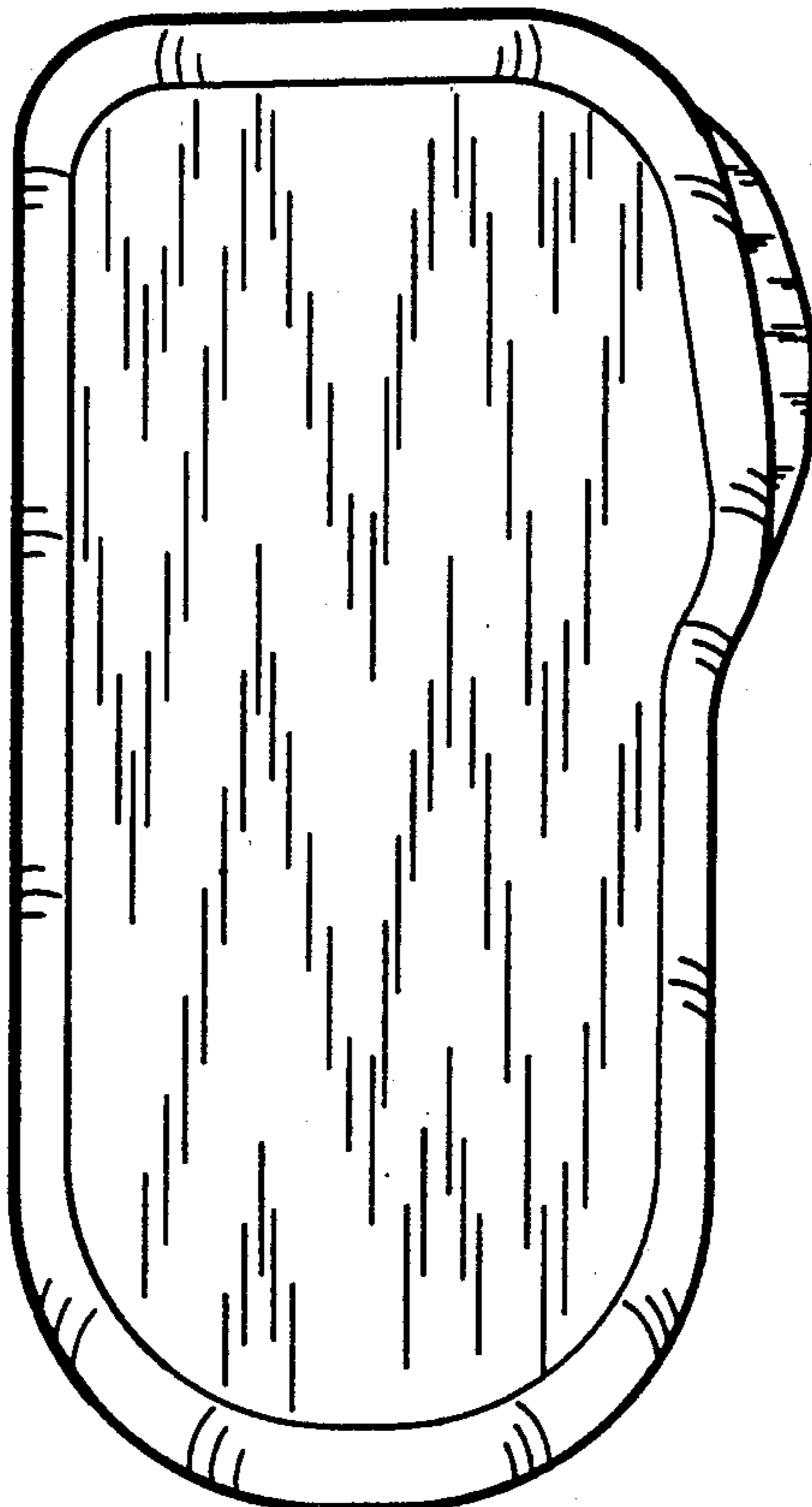


FIG. 7

