



US00D336296S

United States Patent [19]

[11] Patent Number: **Des. 336,296**

Wada

[45] Date of Patent: **** Jun. 8, 1993**

[54] **TAPE PLAYER**

[75] Inventor: **Joh Wada, Tokyo, Japan**

[73] Assignee: **Sony Corporation, Tokyo, Japan**

[**] Term: **14 Years**

[21] Appl. No.: **797,237**

[22] Filed: **Nov. 25, 1991**

[30] **Foreign Application Priority Data**

Jun. 17, 1991 [JP] Japan 3-18004

[52] U.S. Cl. **D14/165**

[58] Field of Search **D14/160-168, D14/154, 188, 192, 194-196; 455/344, 350-351**

[56] **References Cited**

U.S. PATENT DOCUMENTS

D. 276,913 12/1984 Okada et al. D14/194

D. 305,657 1/1990 Shibata D14/163

D. 312,638 12/1990 Hino et al. D14/165

D. 314,762 2/1991 Tsuchiya et al. D14/165

D. 317,607 6/1991 Emmerling D14/163

D. 319,236 8/1991 Ito et al. D14/162

Primary Examiner—Theodore M. Shooman
Attorney, Agent, or Firm—Lewis H. Eslinger; Jay H. Maioli

[57] **CLAIM**

The ornamental design for a tape player, as shown and described.

DESCRIPTION

FIG. 1 is a top plan view of a tape player showing my new design;

FIG. 2 is a left-side elevational view thereof;

FIG. 3 is a front elevational view thereof;

FIG. 4 is a right-side elevational view thereof;

FIG. 5 is a rear elevational view thereof;

FIG. 6 is a bottom plan view thereof; and,

FIG. 7 is a front, left-side and bottom perspective view thereof.

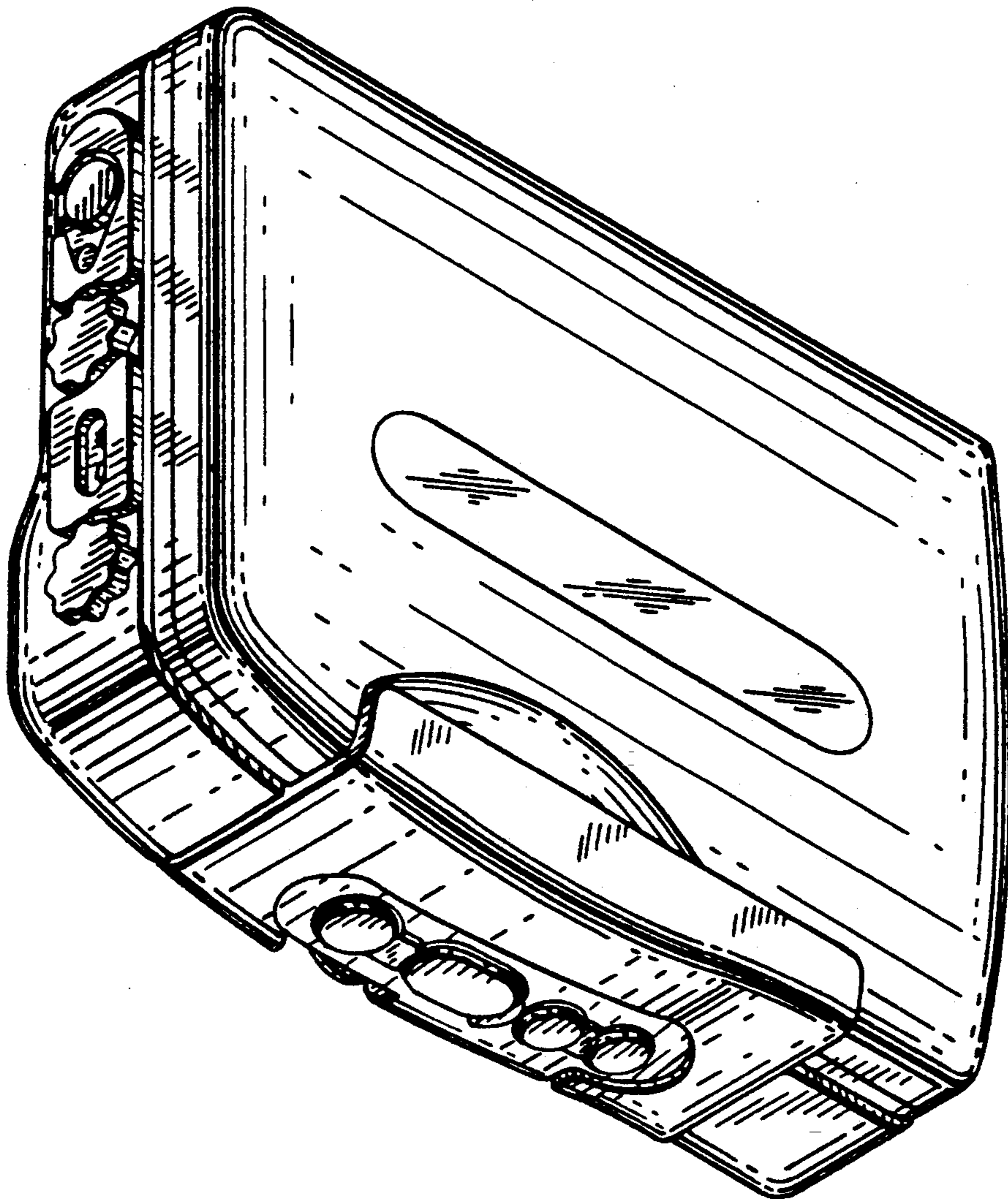


FIG. 1




FIG. 3

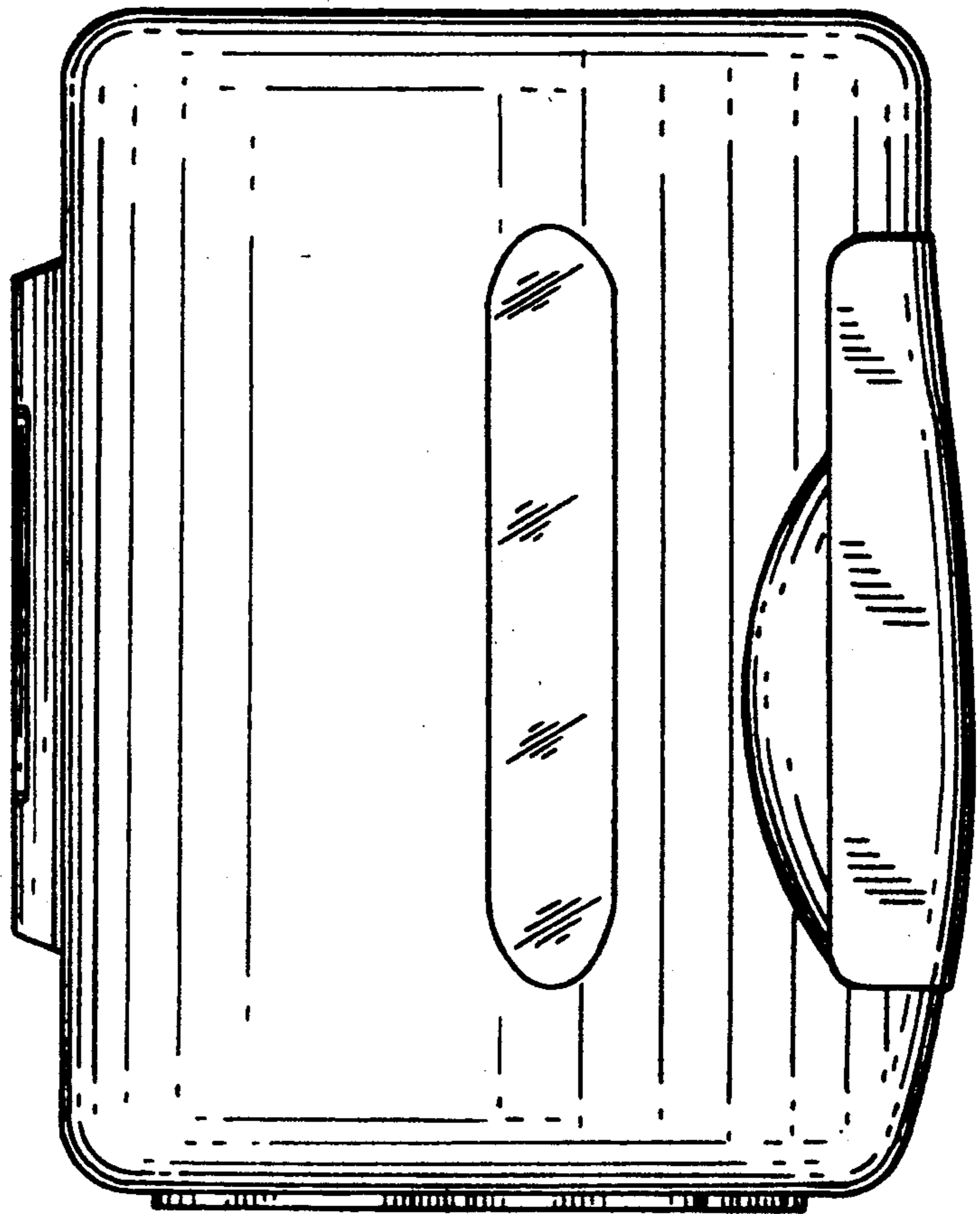



FIG. 2



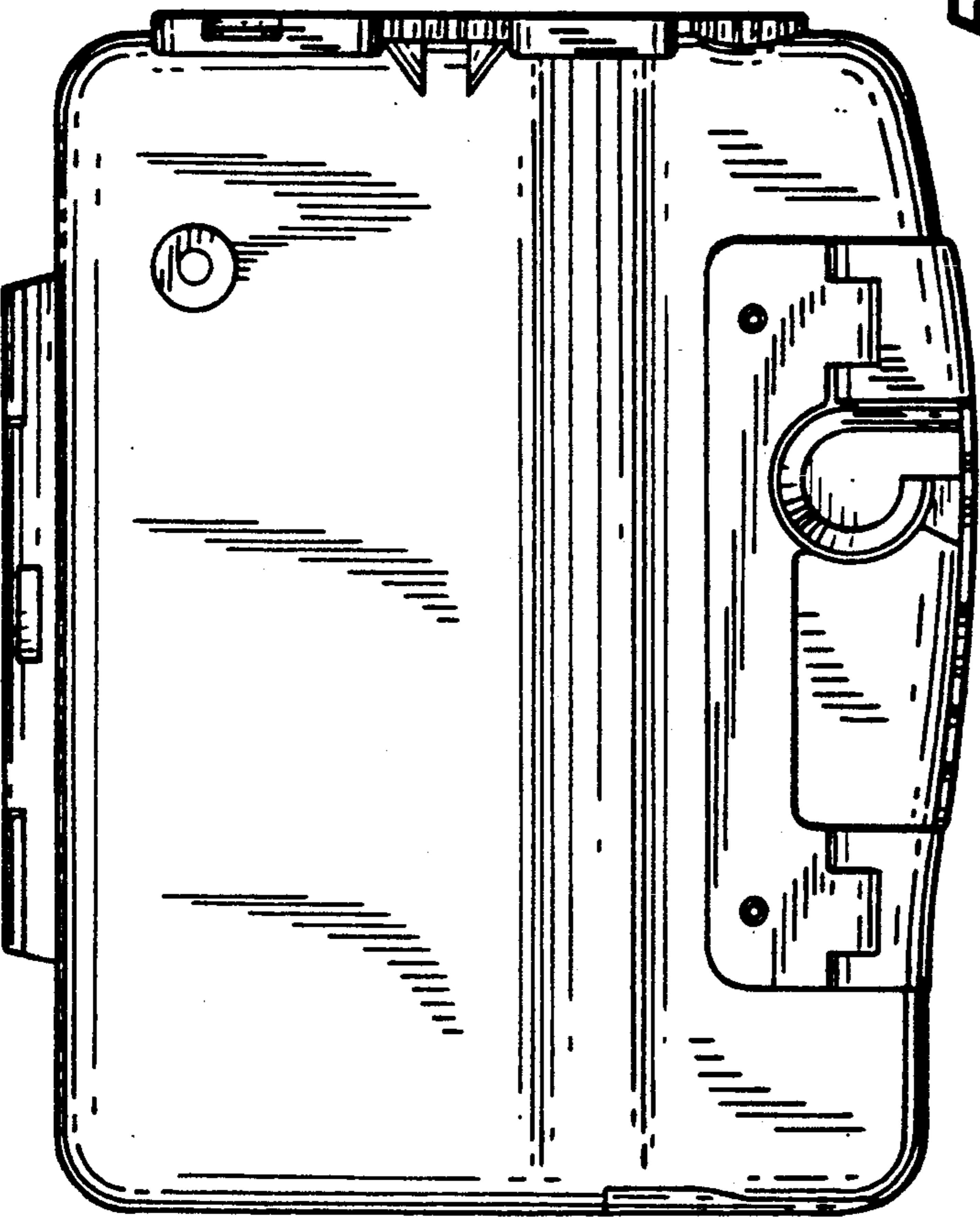


FIG. 5

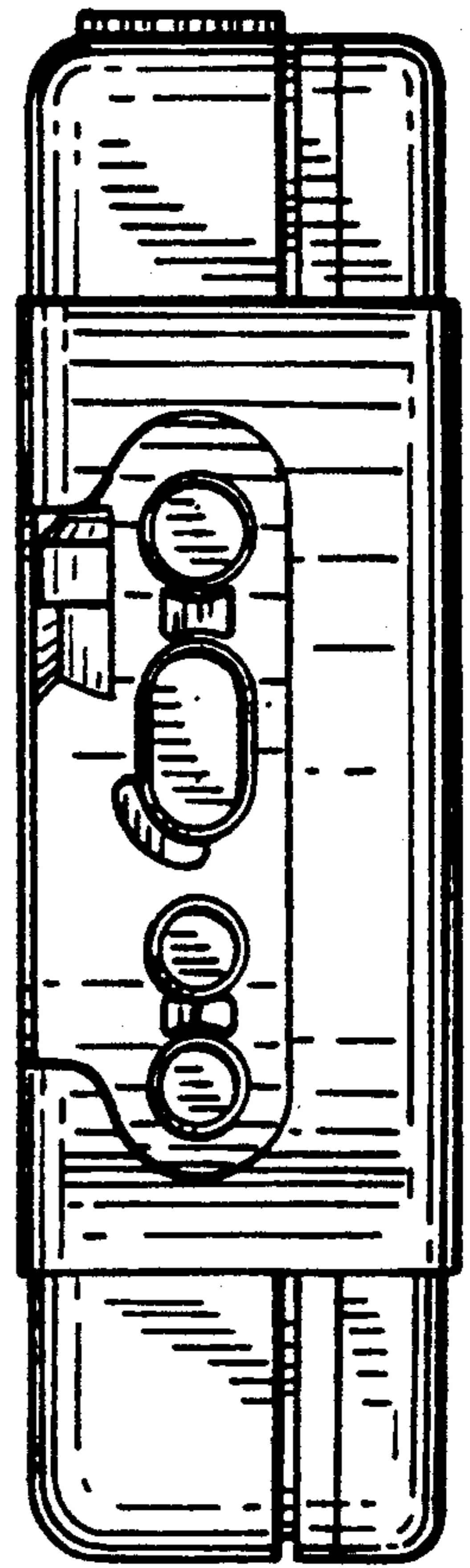


FIG. 6




FIG. 4

FIG. 7

