



US00D336272S

United States Patent [19]

[11] Patent Number: **Des. 336,272**

Terada

[45] Date of Patent: **** Jun. 8, 1993**

[54] **AUTOMOBILE TIRE**

[75] Inventor: **Minoru Terada, Hyogo, Japan**

[73] Assignee: **Sumitomo Rubber Industries, Ltd.,
Kobe, Japan**

[**] Term: **14 Years**

[21] Appl. No.: **732,718**

[22] Filed: **Jul. 19, 1991**

[30] **Foreign Application Priority Data**

Jan. 21, 1991 [JP] Japan 3-1084

[52] U.S. Cl. **D12/147**

[58] Field of Search **D12/136, 137, 140, 146-151;
152/209 R, 209 B, 209 D**

[56] **References Cited**

U.S. PATENT DOCUMENTS

D. 300,311 3/1989 Premont **D12/147**

OTHER PUBLICATIONS

1989 Tread Design Guide, P151, Bridgestone V-Steel Mix716 Tire, bottom left side of page.

"Barum OR35 Radial (P) B-TL-R-SB-RP-70-8-0-RD" 1990 Tread Design Guide, a Bennett Garfield Publication, p. 15.

Primary Examiner—James M. Gandy
Attorney, Agent, or Firm—Cushman, Darby & Cushman

[57] **CLAIM**

The ornamental design for an automobile tire, as shown and described.

DESCRIPTION

FIG. 1 is a perspective view of an automobile tire showing my new design, it being understood that the tread design is repeated uniformly throughout the circumference of the tire and the opposite side is the same as that shown;

FIG. 2 is a front elevational view thereof;

FIG. 3 is a top plan view thereof;

FIG. 4 is a right side elevational view thereof; and,

FIG. 5 is an enlarged fragmentary front elevational view thereof.




FIG. 1




FIG. 2

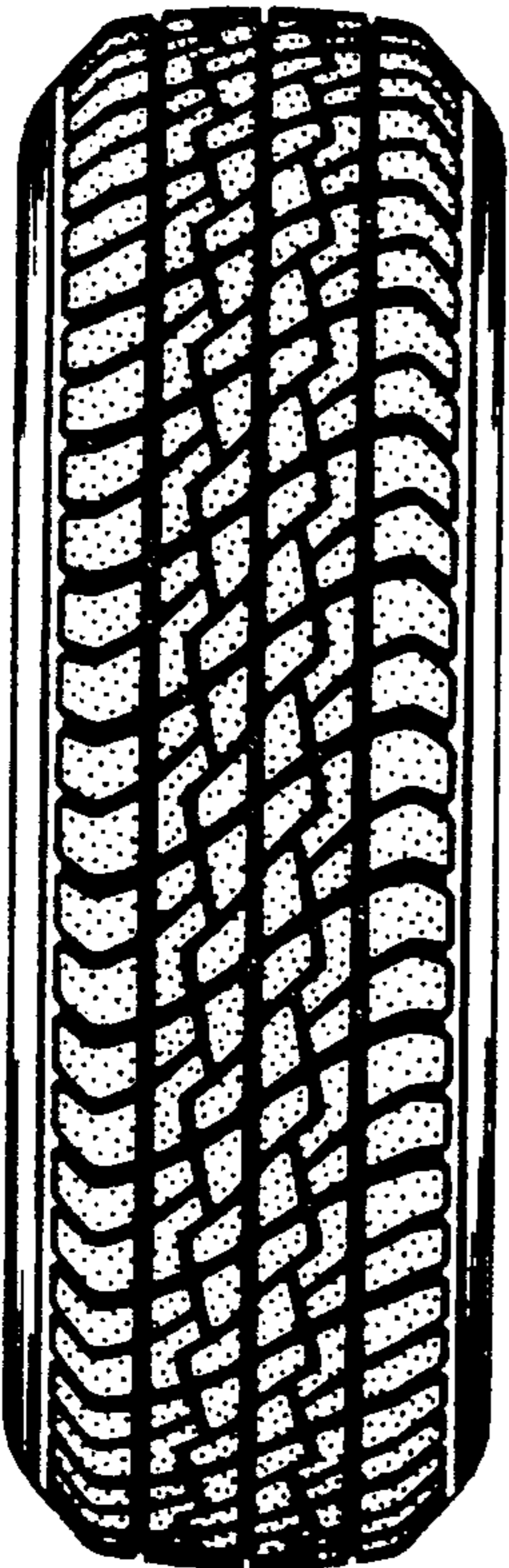


FIG. 3

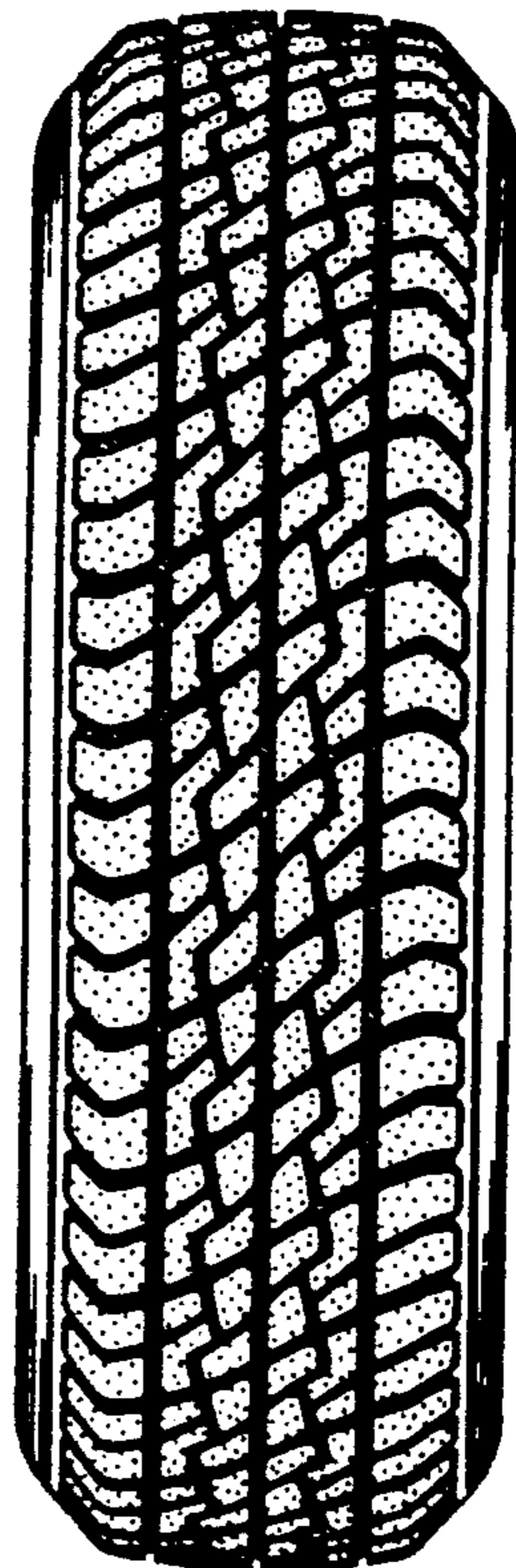


FIG. 4




FIG. 5

