



US00D336269S

United States Patent [19]

[11] Patent Number: **Des. 336,269**

Hinrichsen et al.

[45] Date of Patent: **** Jun. 8, 1993**

- [54] TIRE
- [75] Inventors: **Silvana Hinrichsen; Alessandro Ceccarelli, both of Rome, Italy**
- [73] Assignee: **Bridgestone/Firestone, Inc., Akron, Ohio**
- [**] Term: **14 Years**
- [21] Appl. No.: **673,221**
- [22] Filed: **Mar. 21, 1991**
- [52] U.S. Cl. **D12/147; D12/136; D12/137; D12/146-151; 152/209 R; 152/209 B; 152/209 D**
- [58] Field of Search **D12/136, 137, 146-151; 152/209 R, 209 B, 209 D**

4,982,775 1/1991 Matsumoto 152/209 R

OTHER PUBLICATIONS

- 1989 Tread Design Guide, p. 203, Michelin XH, top row, second from left.
- 1989 Tread Design Guide, p. 173, Michelin XDL, bottom row, second from right.
- 1989 Tread Design Guide, p. 127, Michelin XCTS, bottom row, extreme left.
- 1989 Tread Design Guide, p. 152, Bridgestone V-Steel Lug 317, top row, second from right.

Primary Examiner—James M. Gandy
Attorney, Agent, or Firm—David A. Thomas

[57] CLAIM

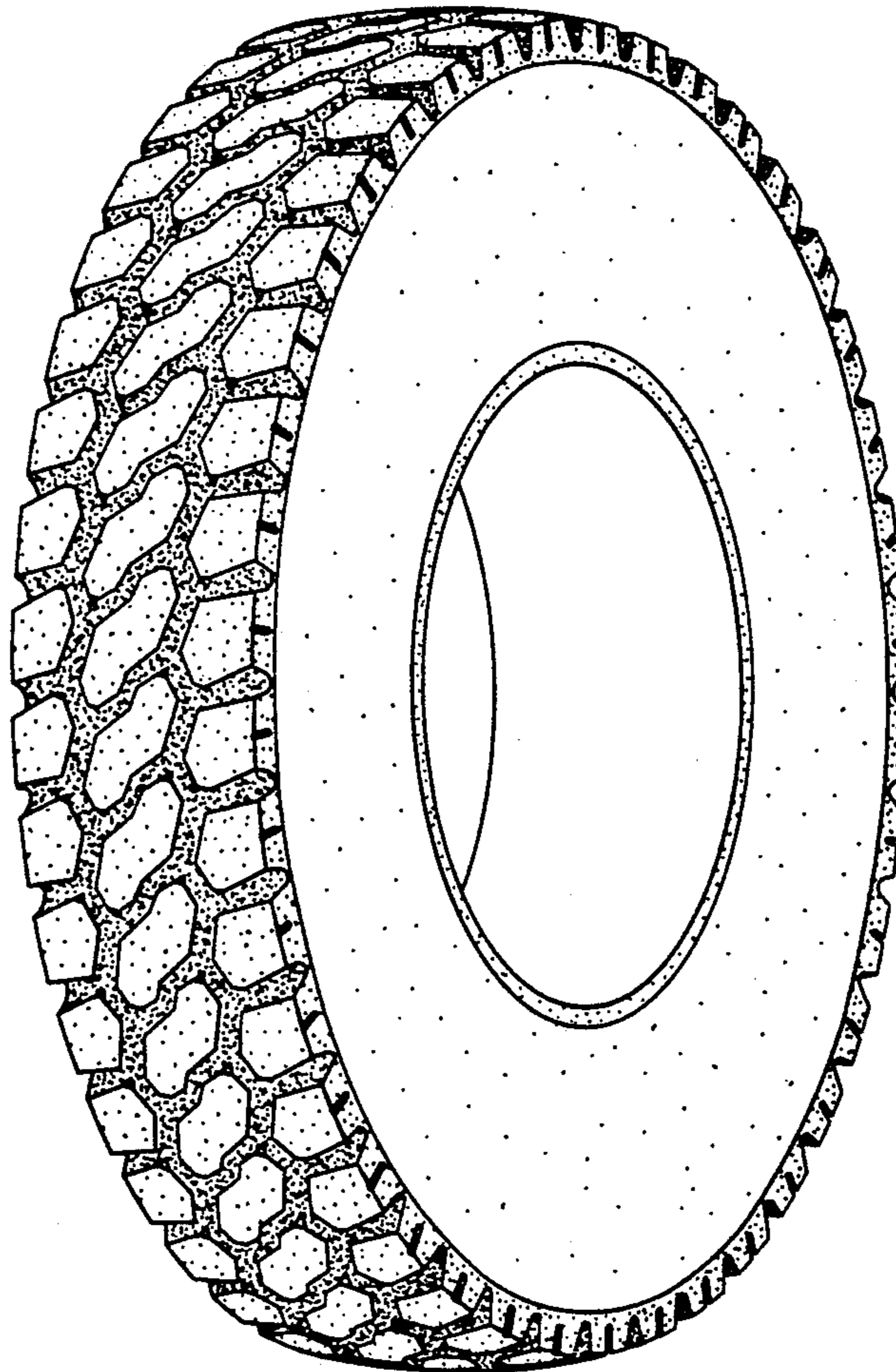
The ornamental design for a tire, as shown and described.

[56] References Cited U.S. PATENT DOCUMENTS

D. 247,744	4/1978	Duchamp	D12/137
D. 250,946	1/1979	Germain	D12/146
D. 261,381	10/1981	Amarger	D12/146
D. 271,755	12/1983	Ricquet	D12/147
D. 273,777	5/1984	Igarashi et al.	D12/147
D. 274,232	6/1984	Kohno et al.	D12/146

DESCRIPTION

FIG. 1 is a perspective view of a tire embodying our design, it being understood that the tread pattern is repeated throughout the circumference of the tire, the opposite side being substantially the same as that shown; FIG. 2 is a front elevational view thereof; and, FIG. 3 is a side elevational view thereof.



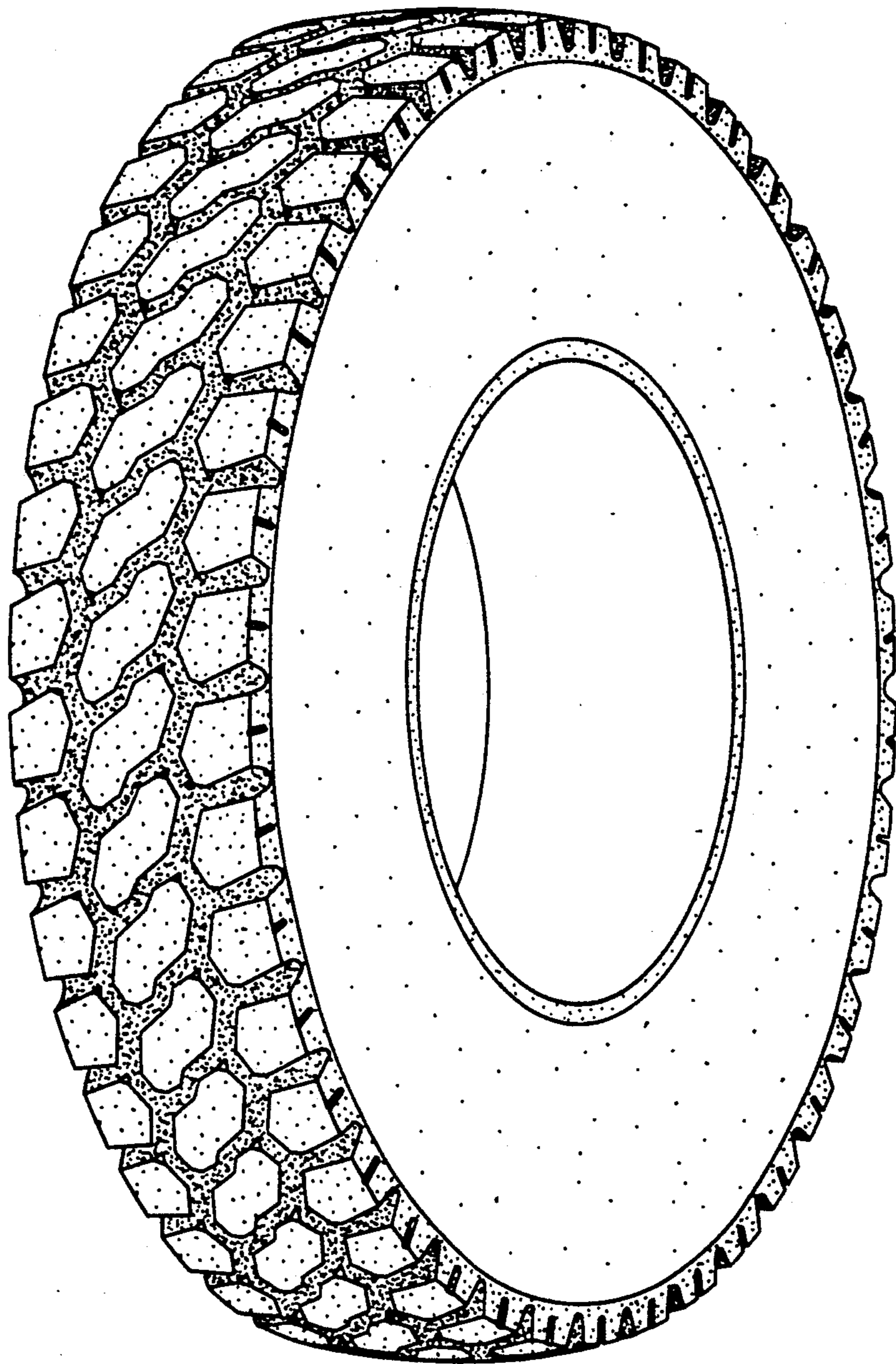


FIG. 1

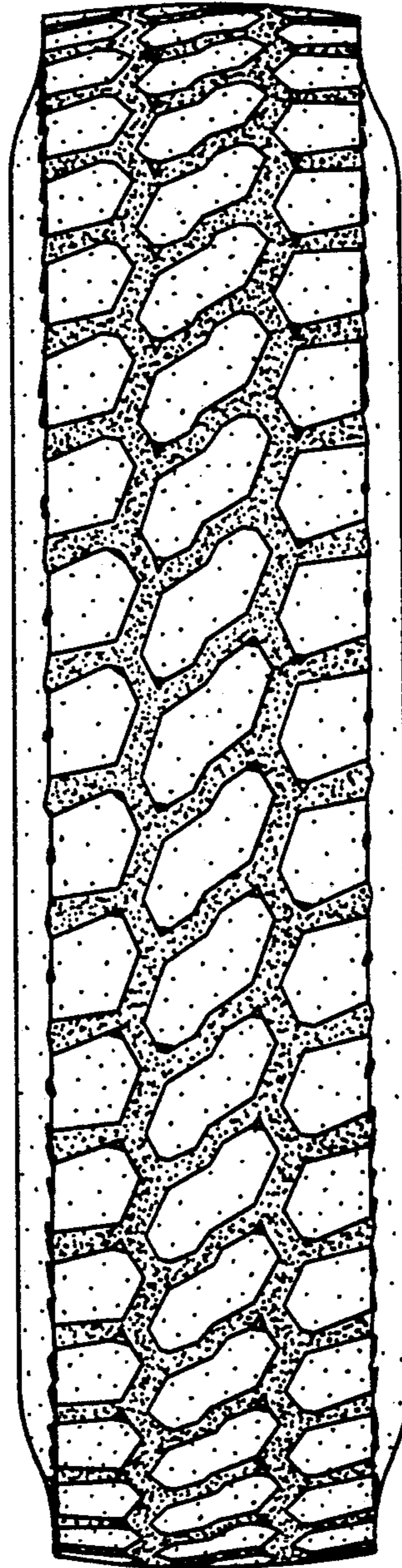


FIG. 2

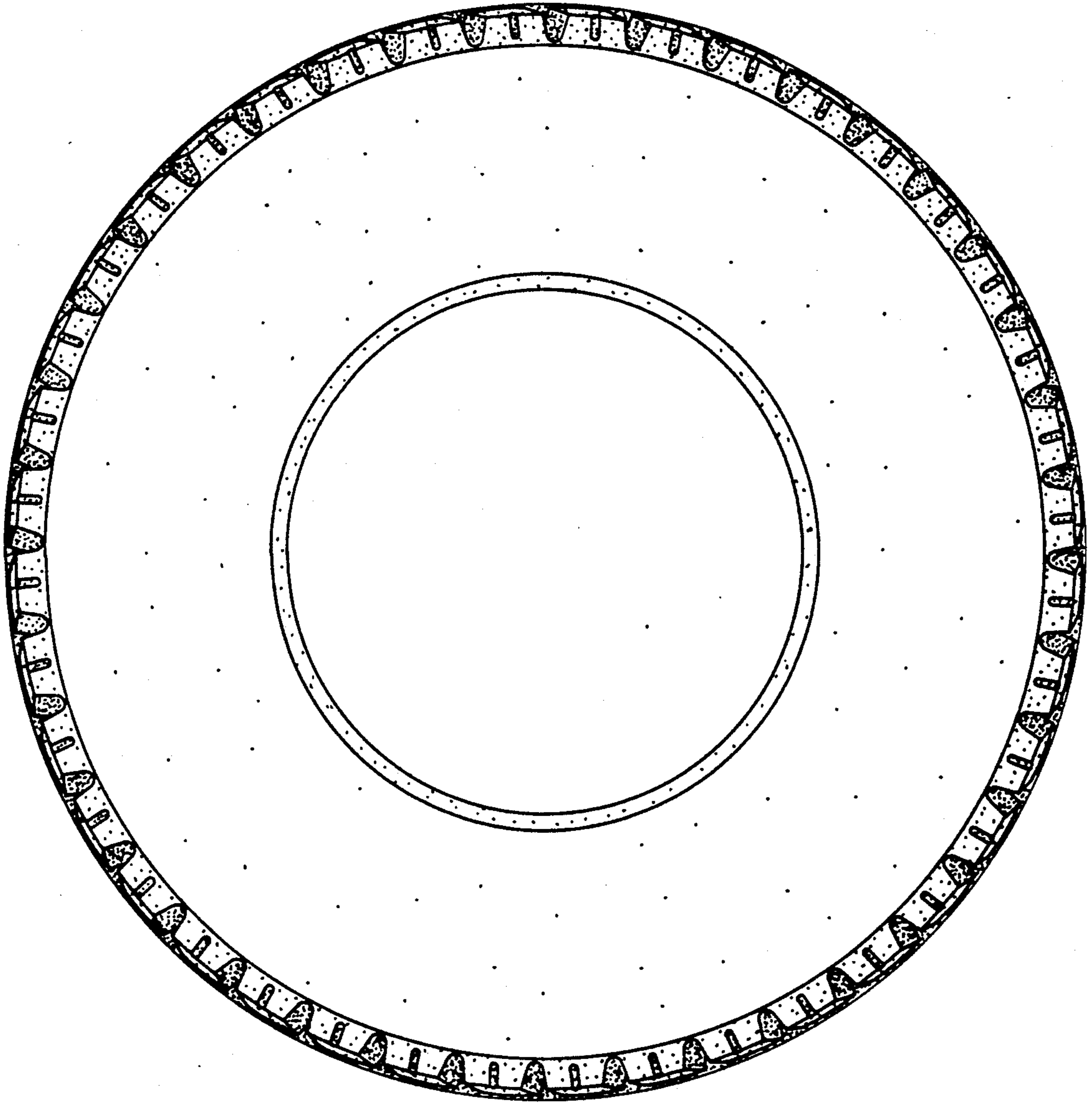


FIG. 3