



US00D336251S

United States Patent [19]

Kishimoto

[11] Patent Number: **Des. 336,251**

[45] Date of Patent: **** Jun. 8, 1993**

[54] **WRIST WATCH**

[75] Inventor: **Kazuo Kishimoto**, Tokorozawa, Japan

[73] Assignee: **Citizen Watch Co., Ltd.**, Tokyo, Japan

[**] Term: **14 Years**

[21] Appl. No.: **511,434**

[22] Filed: **Apr. 13, 1990**

[52] U.S. Cl. **D10/39; D10/128**

[58] Field of Search **D10/1-40, D10/122-132; 368/280-282, 276-277, 294, 295, 285**

European Jeweler (G.Z.)-Feb. 1983-p. 90-Watch at bottom-center.

European Jeweler (G.Z.)-Jun. 1983-p. 43-Watch at top-right.

Accessories Mag.-Feb. 1986-p. 49-Watch at top-right.

European Jeweler-Jan. 1987-p. 53-Watch at top-right-on left.

Swiss Watch & Jewellery Journal-May 1987-p. 672-Watches at center.

Swiss Watch & Jewelry Journal-Mar. 1988-p. 3-Watch.

Primary Examiner-Nelson C. Holtje

Attorney, Agent, or Firm-Cushman, Darby & Cushman

[57] **CLAIM**

The ornamental design for a wrist watch, as shown and described.

DESCRIPTION

FIG. 1 is a top, front and right side perspective view of a wrist watch showing my new design;

FIG. 2 is a top plan view thereof;

FIG. 3 is a front elevational view thereof;

FIG. 4 is a left side elevational view thereof; and,

FIG. 5 is a bottom plan view thereof.

Rear elevational view is a mirror image of the front elevational view.

[56] **References Cited**

U.S. PATENT DOCUMENTS

D. 311,694 10/1990 Woomer D10/39

OTHER PUBLICATIONS

European Jeweler (U.Z.) -Apr. 1973-p. 105-Watch at Top-Center.




FIG. 1

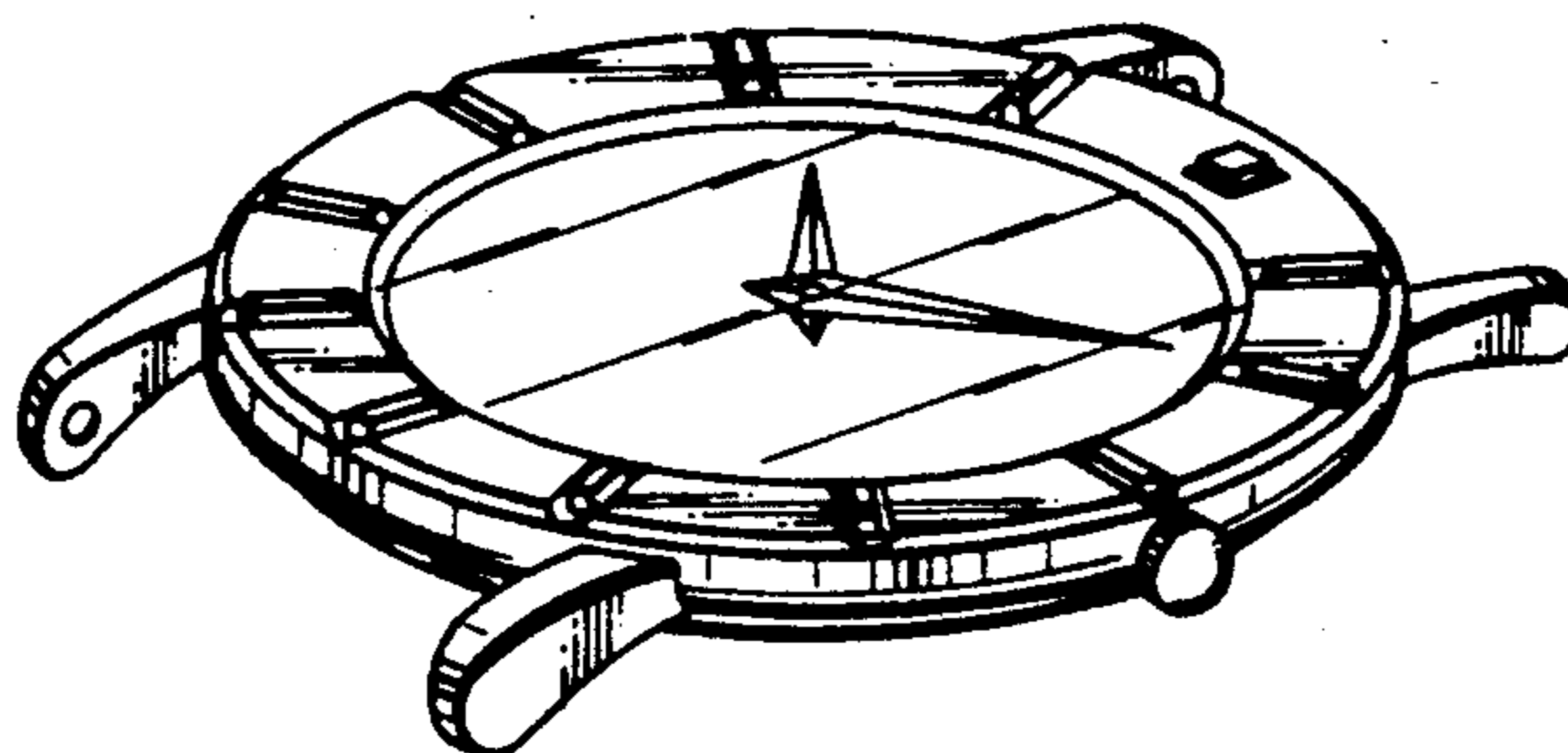


FIG. 2




FIG.3




FIG.4

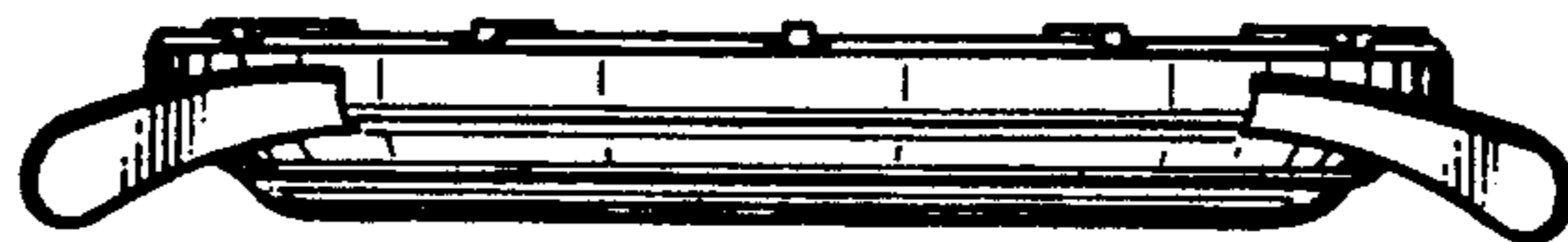


FIG.5

