



US00D336250S

United States Patent [19]

[11] Patent Number: **Des. 336,250**

Cannon

[45] Date of Patent: **** Jun. 8, 1993**

[54] **WRISTWATCH**

D. 220,050 3/1971 Yannich D10/33 X
D. 301,551 6/1989 Cannon D10/6
D. 319,983 9/1991 Cannon D10/6

[76] Inventor: **Thomas J. Cannon**, 16 Roosevelt Pl.,
Montclair, N.J. 07402

[**] Term: **14 Years**

[21] Appl. No.: **688,882**

[22] Filed: **Apr. 22, 1991**

OTHER PUBLICATIONS

Home Furnishings Daily-Apr. 30, 1959-p. 27-Palette
Clock-2nd from top at Left.

Primary Examiner-Nelson C. Holtje
Attorney, Agent, or Firm-Siegmar Silber

Related U.S. Application Data

[63] Continuation-in-part of Ser. No. 337,434, Apr. 13,
1989, Pat. No. Des. 319,983.

[52] U.S. Cl. **D10/33; D10/6;**
D10/126

[58] Field of Search D10/1-40,
D10/122-132; 368/223, 232, 280-282, 285

CLAIM

[57] The ornamental design for a wristwatch, as shown and
described.

References Cited

U.S. PATENT DOCUMENTS

D. 165,279 11/1951 Gianascol D10/6
D. 219,993 2/1971 Gsell D10/33

DESCRIPTION

FIG. 1 is a front elevational view of a wristwatch show-
ing my new design;
FIG. 2 is a rear elevational view thereof;
FIG. 3 is a left side elevational view thereof;
FIG. 4 is a right side elevational view thereof;
FIG. 5 is a top plan view thereof; and,
FIG. 6 is a bottom plan view thereof.




FIG. 1

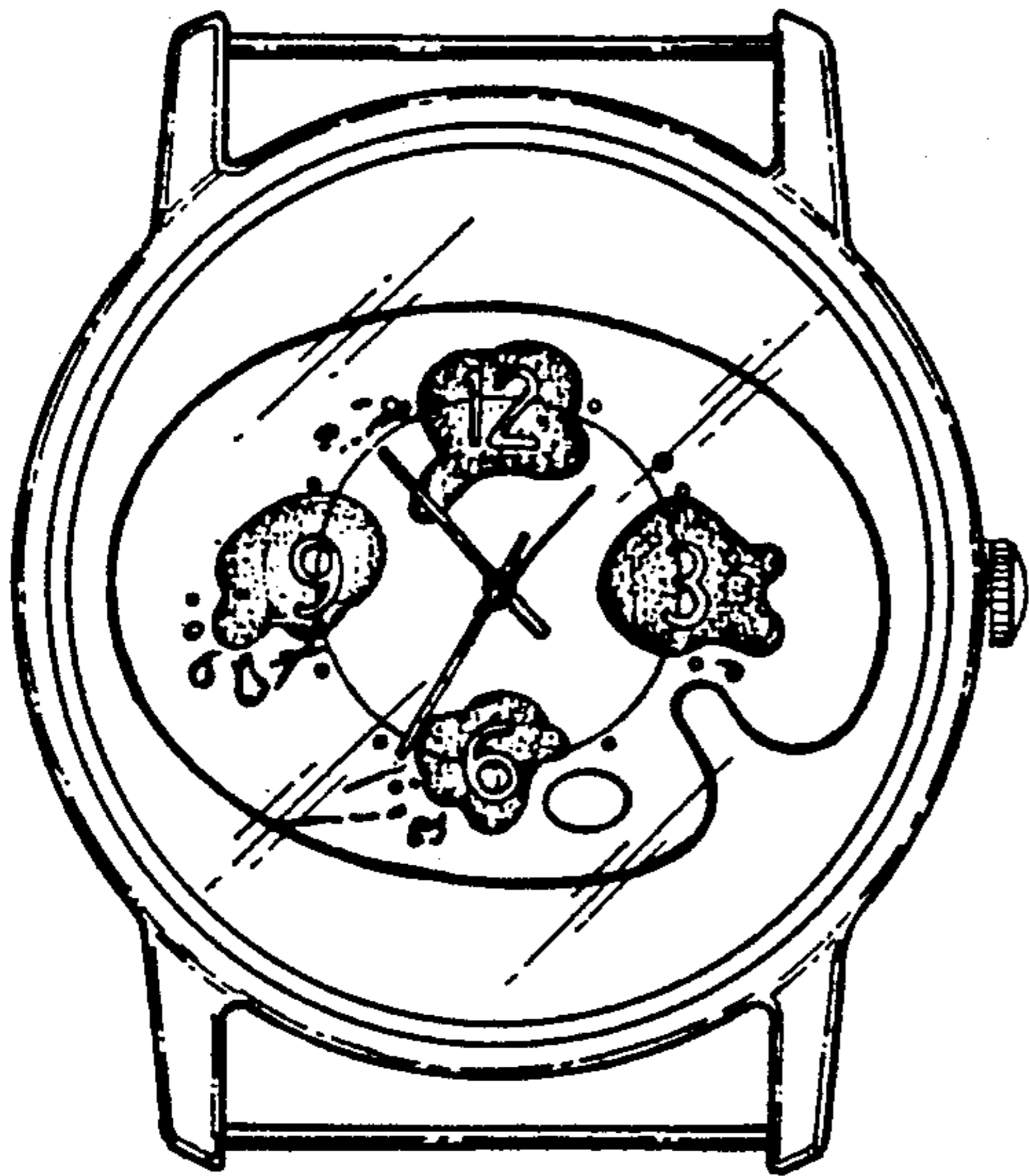


FIG. 2

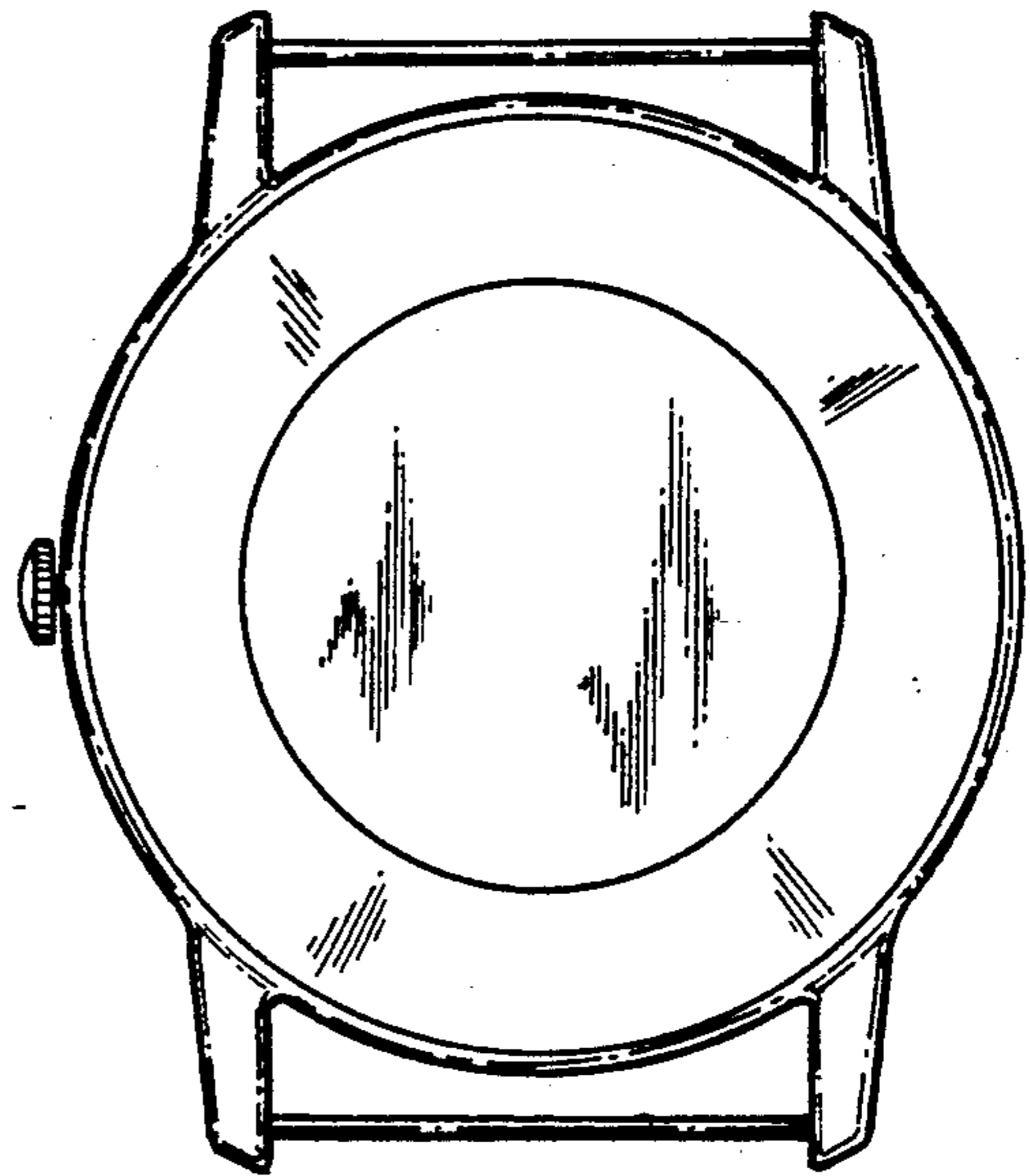


FIG. 3



FIG. 4

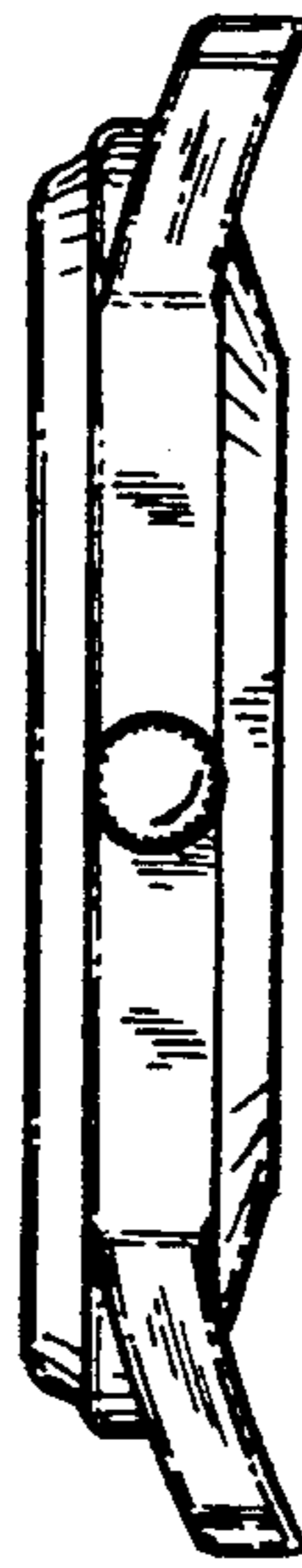


FIG. 5




FIG. 6

