



US00D336232S

# United States Patent [19]

[11] Patent Number: **Des. 336,232**

Thompson et al.

[45] Date of Patent: **\*\* Jun. 8, 1993**

[54] FOLDING KNIFE

[75] Inventors: **Lynn C. Thompson**, 2747 Seahorse, Ventura, Calif. 93001; **Denis Lemaire**, Boucherville, Canada

[73] Assignee: **Lynn C. Thompson**, Ventura, Calif.

[\*\*] Term: **14 Years**

[21] Appl. No.: **656,633**

[22] Filed: **Feb. 19, 1991**

[52] U.S. Cl. .... **D8/99**

[58] Field of Search ..... **D8/98, 99, 100; D22/118; 30/151, 152, 153, 154, 155, 156, 157, 158, 159, 160, 161**

[56] **References Cited**

**U.S. PATENT DOCUMENTS**

D. 257,612	12/1980	Goldin et al. ....	D8/99
D. 270,655	9/1983	Collins .....	D8/99
D. 275,449	9/1984	Ferraro .....	D8/99
4,466,561	8/1984	Slaughter .....	30/155
4,606,123	8/1986	Wrench .....	30/154
4,730,394	3/1988	Sonner, Jr. ....	30/160
4,947,552	8/1990	Barnes .....	30/160

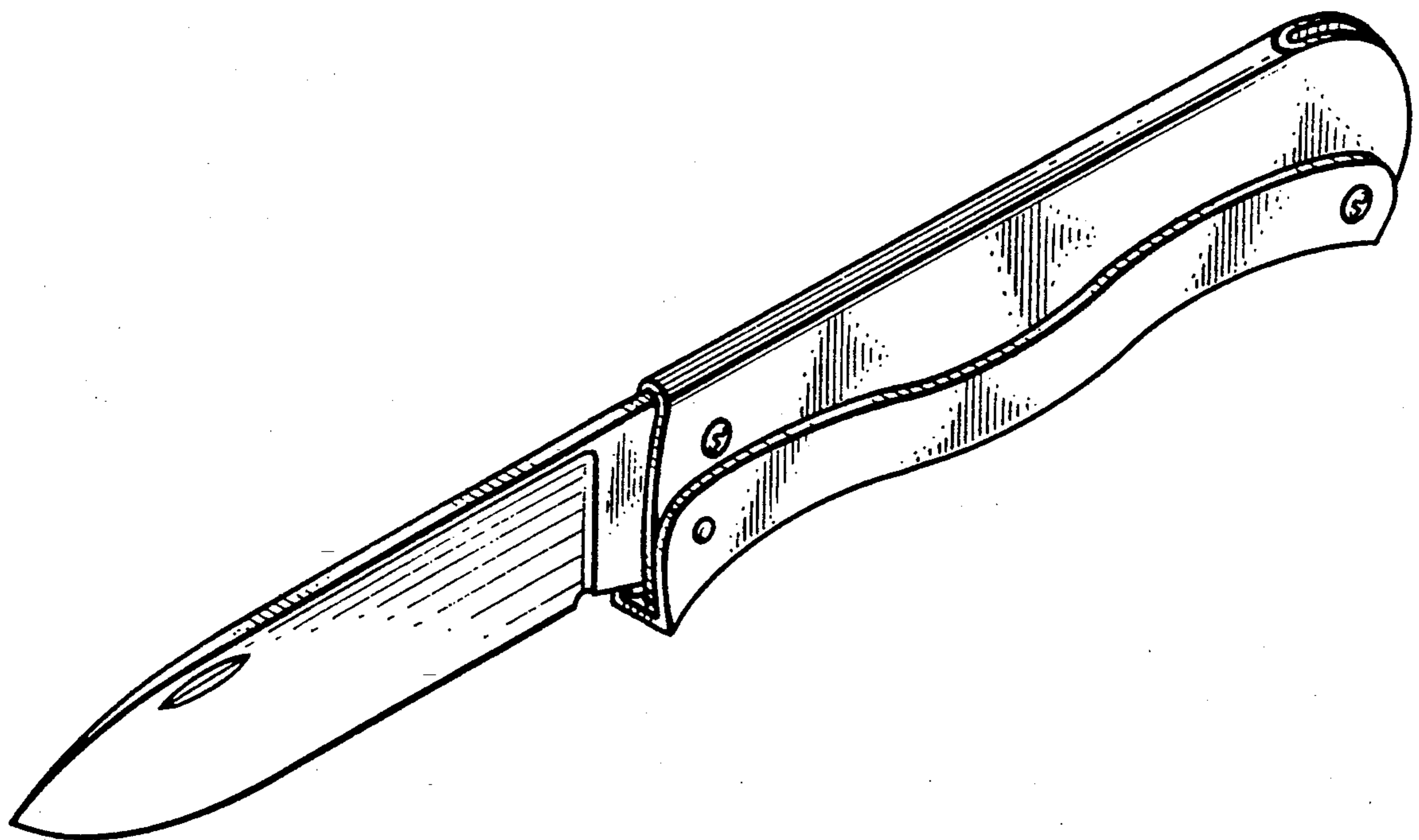
*Primary Examiner*—Bernard Ansher  
*Assistant Examiner*—P. Hyder  
*Attorney, Agent, or Firm*—Marvin E. Jacobs

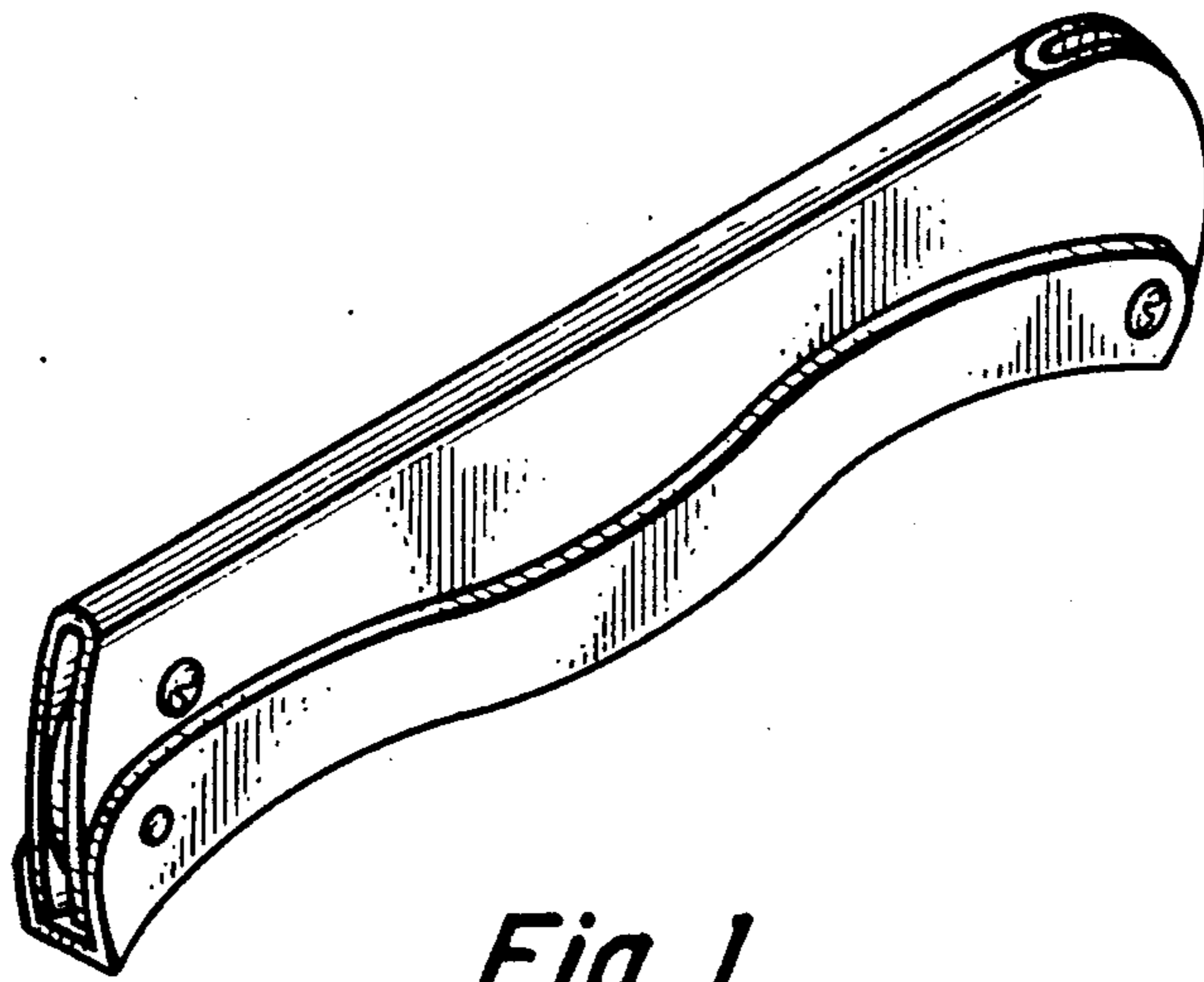
[57] **CLAIM**

The ornamental design for a folding knife, as shown and described.

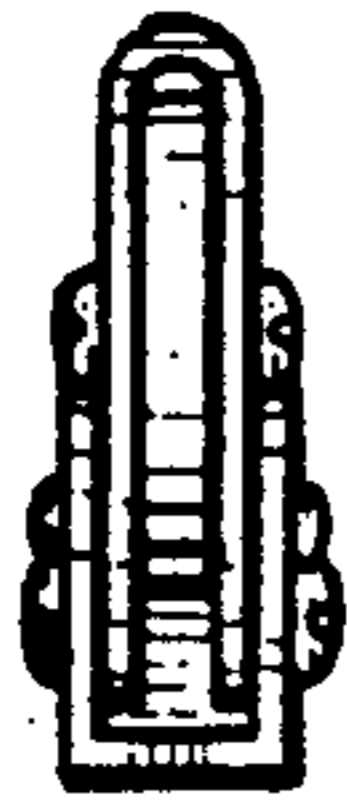
**DESCRIPTION**

FIG. 1 is a perspective view of a folding knife, showing our new design, illustrated with the blade in a closed position;  
FIG. 2 is a front elevational view thereof;  
FIG. 3 is a right side elevational view thereof, the left side view being a mirror image thereof;  
FIG. 4 is a rear elevational view thereof;  
FIG. 5 is a top plan view thereof;  
FIG. 6 is a bottom plan view thereof;  
FIG. 7 is a perspective view thereof, illustrated with the blade in an extended position;  
FIG. 8 is a front elevational view of FIG. 7;  
FIG. 9 is a right side elevational view of FIG. 7, the left side view being a mirror image thereof;  
FIG. 10 is a rear elevational view of FIG. 7;  
FIG. 11 is a top plan view of FIG. 7; and,  
FIG. 12 is a bottom plan view of FIG. 7.





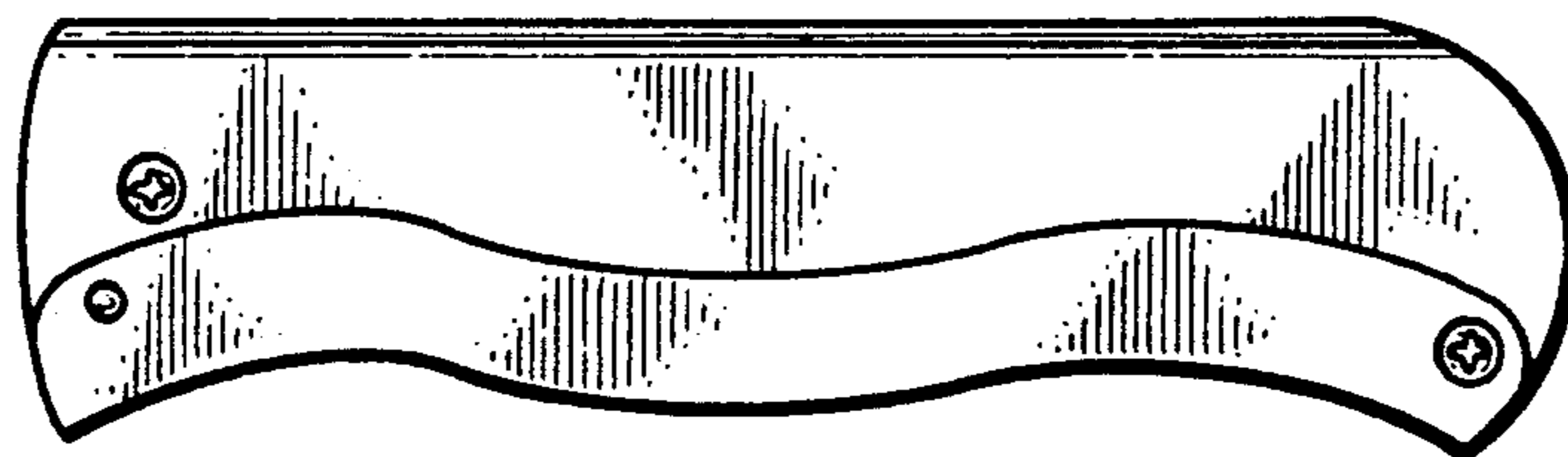
*Fig. 1.*




*Fig. 2.*



*Fig. 4.*



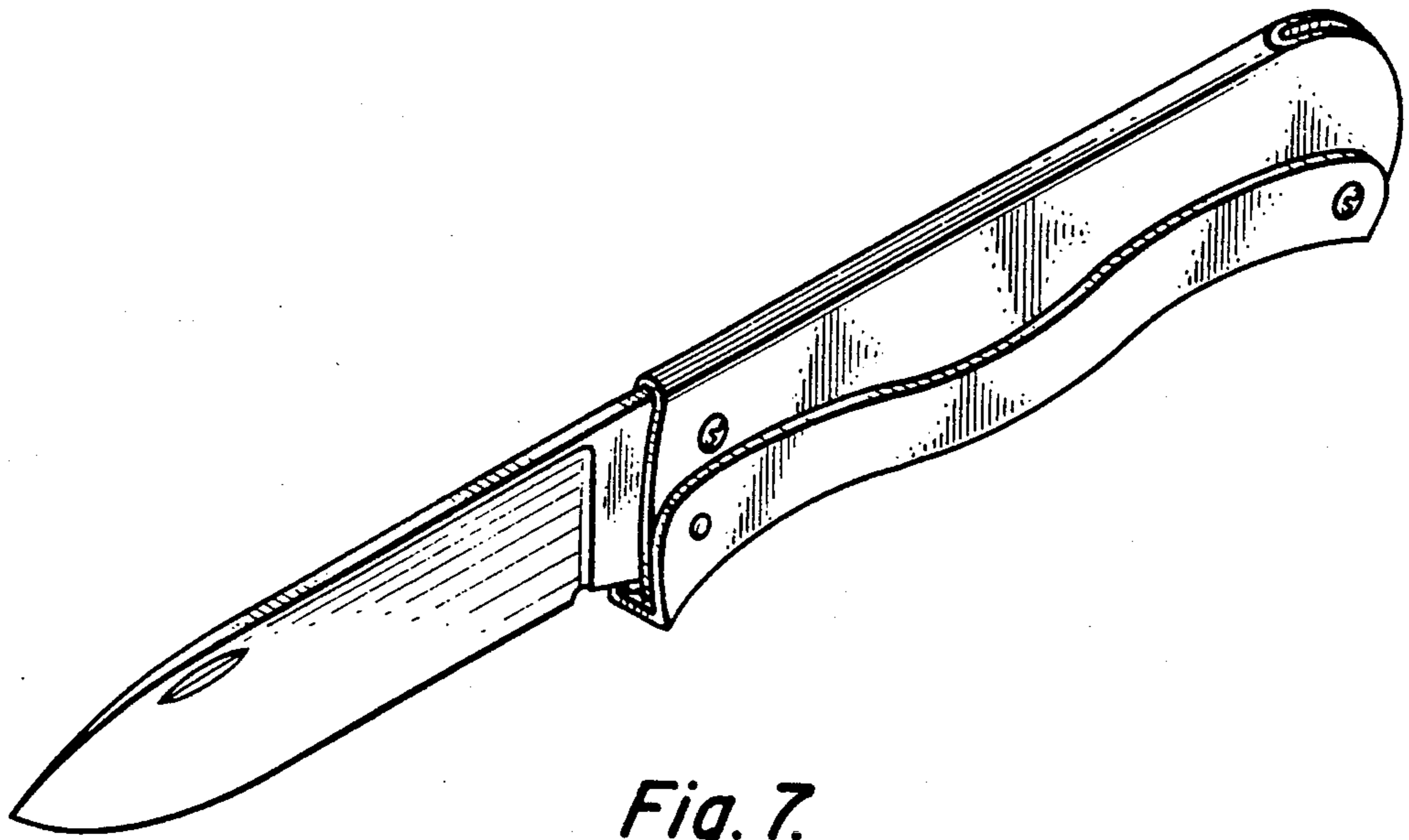
*Fig. 3.*



*Fig. 5.*



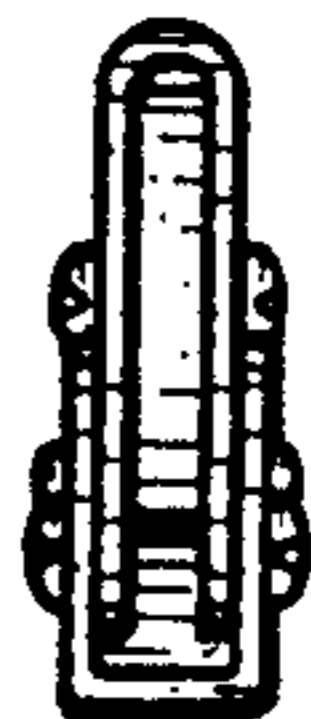
*Fig. 6.*



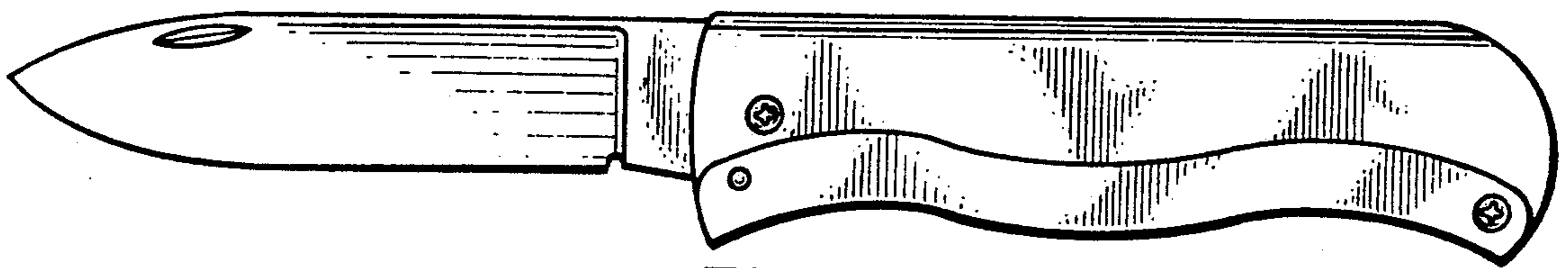
*Fig. 7.*




*Fig. 8.*




*Fig. 10.*



*Fig. 9.*



*Fig. 11.*



*Fig. 12.*