



US00D336217S

United States Patent [19]

[11] Patent Number: **Des. 336,217**

Picozza

[45] Date of Patent: **** Jun. 8, 1993**

[54] TRAY

[75] Inventor: **Augusto A. Picozza**, Johnston, R.I.

[73] Assignee: **Dart Industries Inc.**, Deerfield, Ill.

[**] Term: **14 Years**

[21] Appl. No.: **562,077**

[22] Filed: **Aug. 2, 1990**

[52] U.S. Cl. **D7/553; D7/555**

[58] Field of Search **D7/550-557,**
D7/541, 546; D9/341, 347; 206/561; 229/904,
2.5 R

D. 305,712 1/1990 Bauman et al. D7/554

Primary Examiner—Alan P. Douglas
Assistant Examiner—Caron D. Veynar
Attorney, Agent, or Firm—John A. Doninger

[57] CLAIM

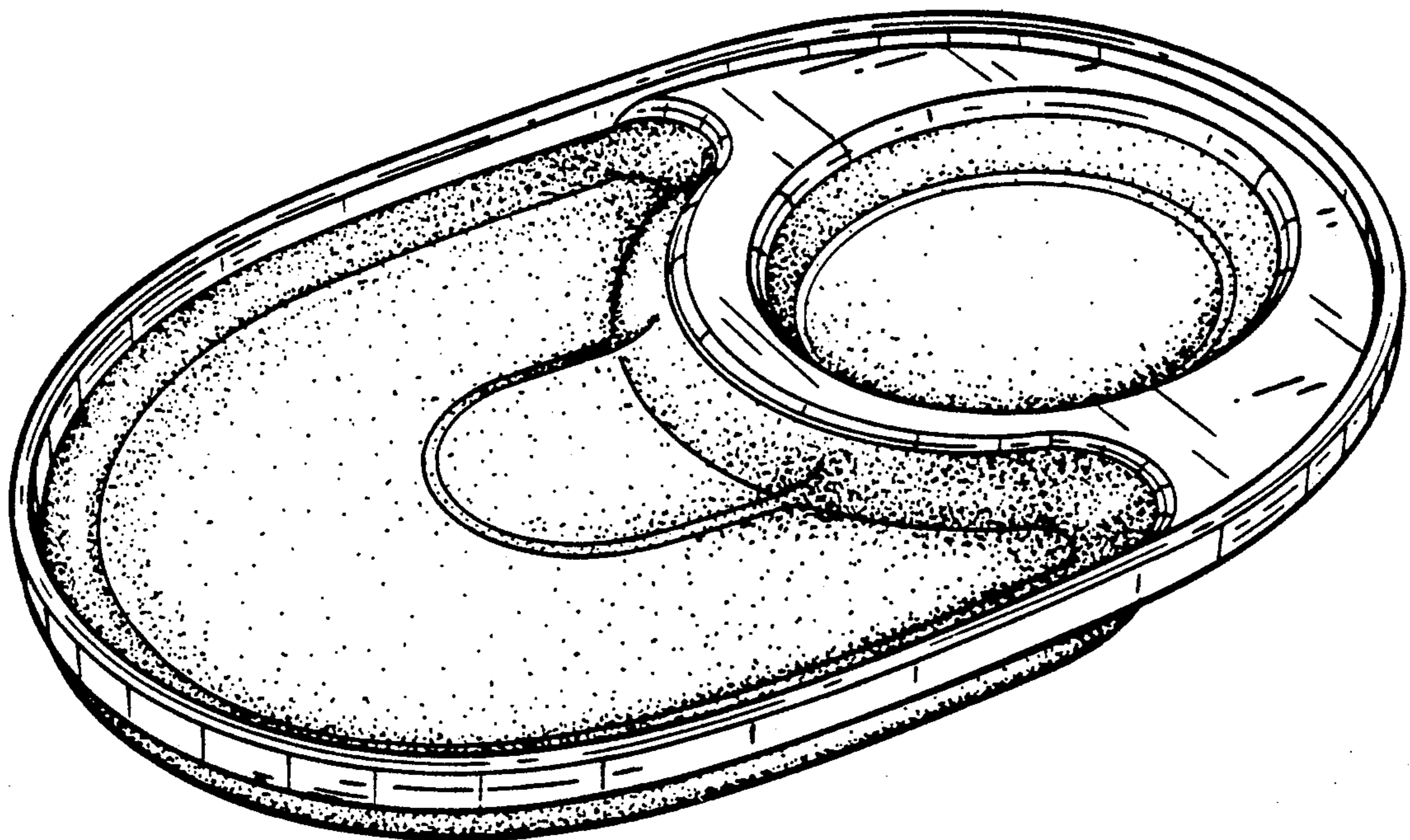
The ornamental design for a tray, as shown.

DESCRIPTION

FIG. 1 is a top perspective view of a tray showing my new design;
 FIG. 2 is a top plan view thereof;
 FIG. 3 is a bottom plan view thereof;
 FIG. 4 is a left side elevational view thereof;
 FIG. 5 is a right side elevational view thereof;
 FIG. 6 is a rear elevational view thereof;
 FIG. 7 is a front elevational view thereof;
 FIG. 8 is a cross-sectional view taken along lines 8—8 of FIG. 2; and,
 FIG. 9 is a cross-sectional view taken along lines 9—9 of FIG. 2.

[56] **References Cited**
U.S. PATENT DOCUMENTS

D. 116,163	8/1939	Holt	D7/549
D. 221,837	9/1971	Watt et al.	D9/347
D. 273,837	5/1984	De Coster	D7/391
D. 294,531	3/1988	Neunzig	D7/555
D. 298,296	11/1988	Washburn	D7/554



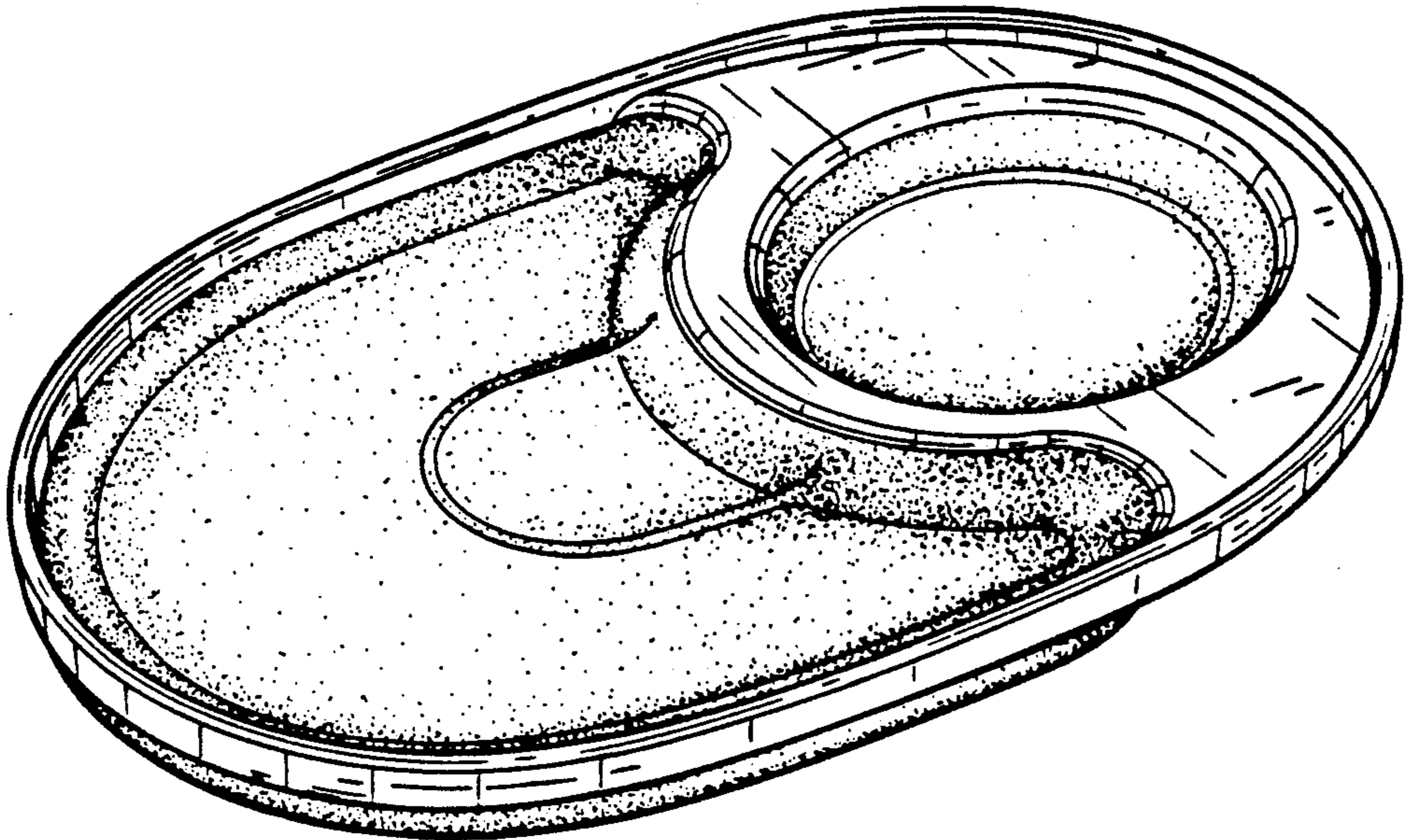


FIG. 1

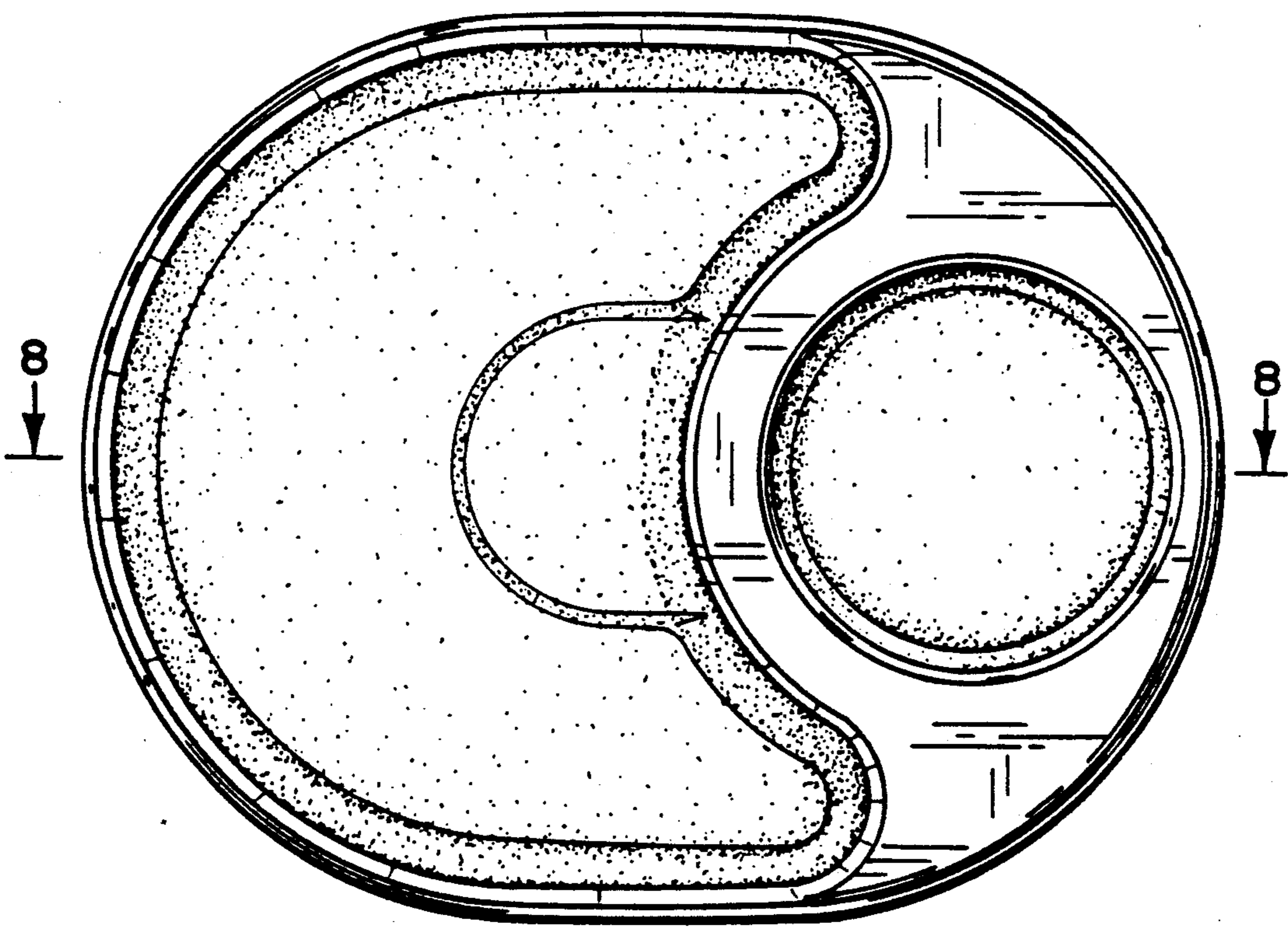


FIG. 2

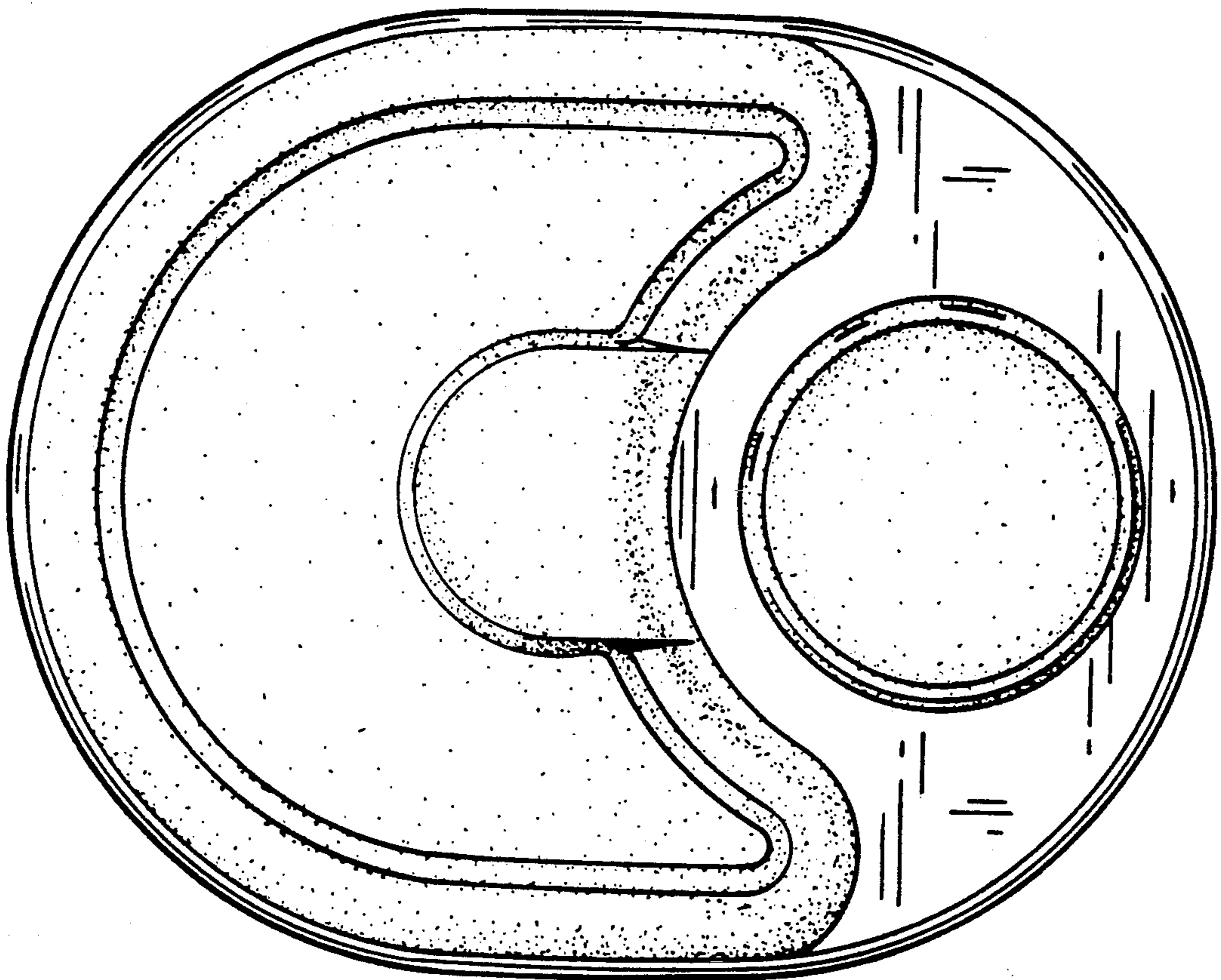


FIG. 3




FIG. 4




FIG. 5




FIG. 6




FIG. 7



FIG. 8



FIG. 9