



US00D336208S

United States Patent [19]

[11] Patent Number: **Des. 336,208**

Pujol Gibert

[45] Date of Patent: **** Jun. 8, 1993**

[54] **LIQUID DISPENSING THERMOS FLASK**

[75] Inventor: **Josep Maria Pujol Gibert, Reus, Spain**

[73] Assignee: **Industria Auxiliar Manodomesticos, S. A., Tarragona, Spain**

[**] Term: **14 Years**

[21] Appl. No.: **716,598**

[22] Filed: **Jun. 17, 1991**

[30] **Foreign Application Priority Data**

Dec. 20, 1990 [ES] Spain 123.752

[52] U.S. Cl. **D7/312; D7/608**

[58] Field of Search D7/317, 316, 318, 319, D7/320, 321, 322, 312, 300, 303, 608, 605; 222/475.1, 131, 183; 215/13.1, 12.1

[56] **References Cited**

U.S. PATENT DOCUMENTS

- D. 274,685 7/1984 Ohmoto D7/320 X
- D. 296,974 8/1988 Weernink D7/317
- D. 296,975 8/1988 Nakagawa et al. D7/608 X

- D. 303,905 10/1989 Gilbert D7/317
- D. 304,138 10/1989 Weernink D7/312 X
- D. 323,265 1/1992 Lu D7/312 X
- D. 323,951 2/1992 Inoue D7/319 X
- 4,189,061 2/1980 Yu D7/608 X

OTHER PUBLICATIONS

Nissan TAA 1900 Aug. 1989 Consumer Reports p. 521.

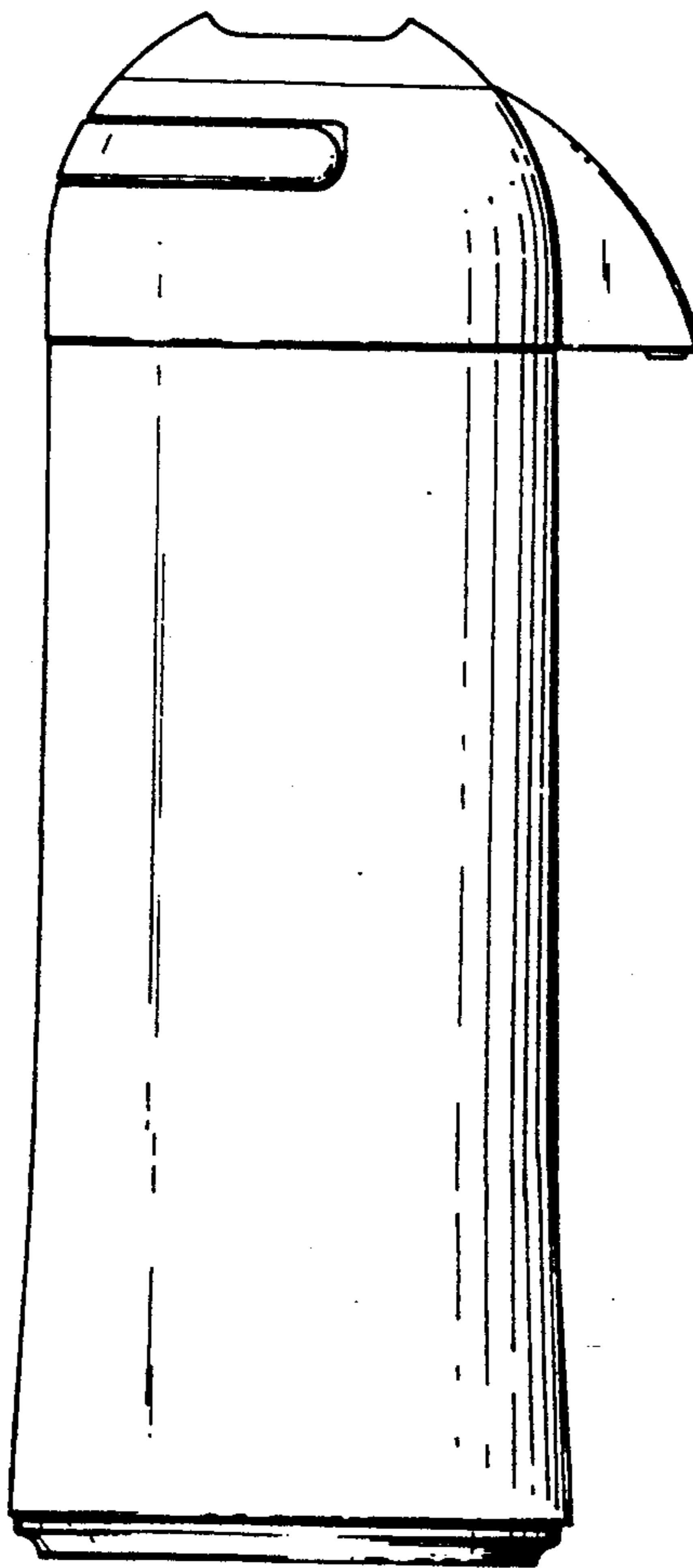
Primary Examiner—Alan P. Douglas
Assistant Examiner—M. N. Pandozzi
Attorney, Agent, or Firm—Sughrue, Mion, Zinn, Macpeak & Seas

[57] **CLAIM**

The ornamental design for liquid dispensing thermos flask, as shown and described.

DESCRIPTION

FIG. 1 is a front elevational view of a liquid dispensing thermos flask showing my new design; FIG. 2 is a left elevational view thereof; the opposite side being a mirror image of said left elevational view; FIG. 3 is a top plan view thereof; FIG. 4 is a rear elevational view thereof; and, FIG. 5 is a bottom plan view thereof.






Fig. 1

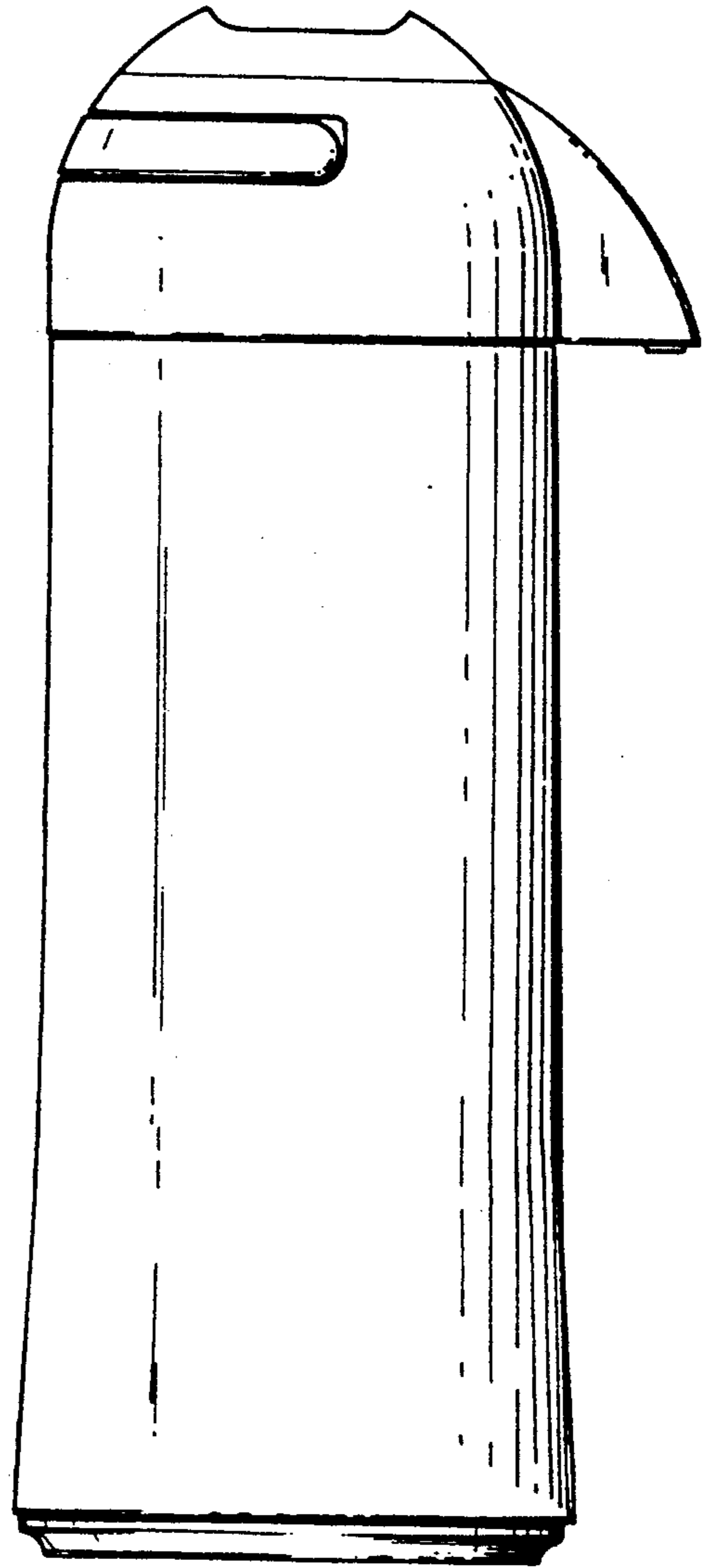


Fig. 2

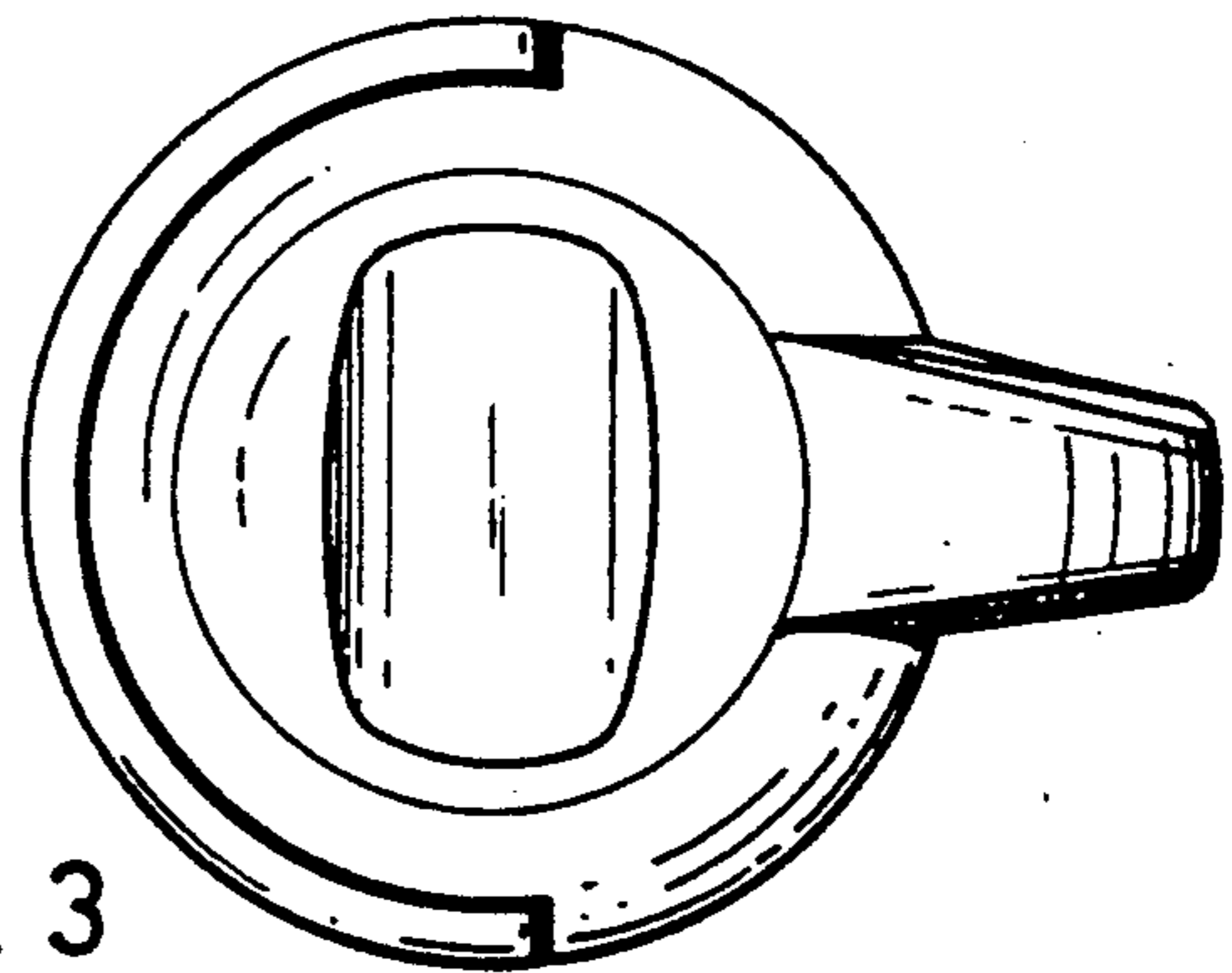


Fig. 3




Fig. 4

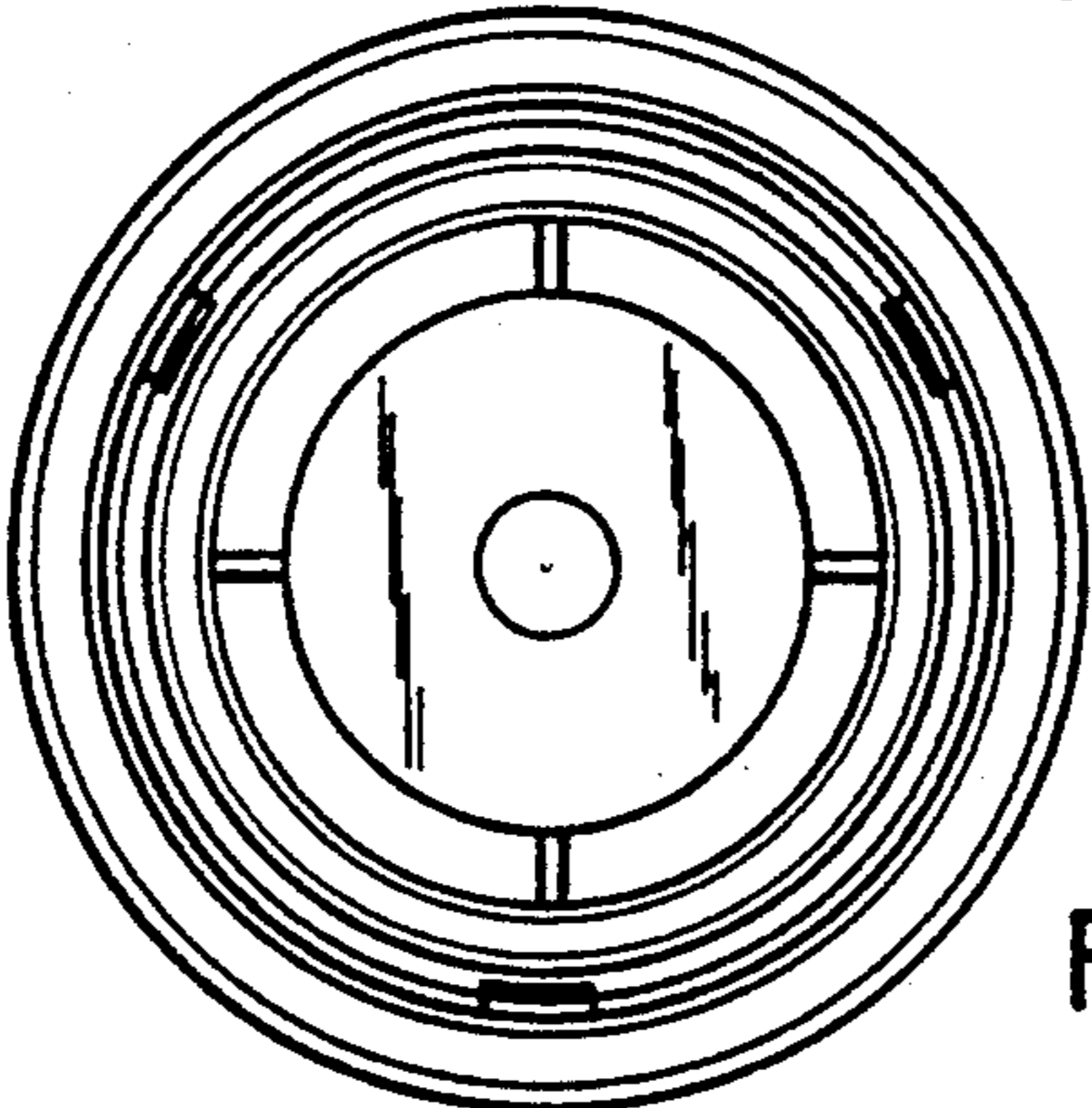


Fig. 5