



US00D336204S

United States Patent [19]

[11] Patent Number: **Des. 336,204**

Harris et al.

[45] Date of Patent: **** Jun. 8, 1993**

[54] **FITTED TOP SHEET**

4,912,790 4/1990 MacDonald 5/497

[76] Inventors: **Delores M. Harris**, 207 Ashley Dr., Elkton, Md. 21921; **Pearl Cirwithian**, 119 Ellendale Rd., Milton, Del. 19968

Primary Examiner—Wallace R. Burke
Assistant Examiner—Lisa Lichtenstein
Attorney, Agent, or Firm—Leon Gilden

[**] Term: **14 Years**

[57] **CLAIM**

[21] Appl. No.: **620,336**

The ornamental design for a fitted top sheet, as shown and described.

[22] Filed: **Nov. 29, 1990**

DESCRIPTION

[52] U.S. Cl. **D6/602**

[58] Field of Search **D6/602, 595, 596;**
5/497, 490; D5/16, 37

FIG. 1 is a front elevational view of a fitted top sheet showing our new design;
FIG. 2 is a rear elevational view thereof;
FIG. 3 is a left side elevational view thereof;
FIG. 4 is a right side elevational view thereof;
FIG. 5 is a top plan view thereof; and,
FIG. 6 is a bottom plan view thereof.

[56] **References Cited**

U.S. PATENT DOCUMENTS

D. 133,515	8/1942	Falman	D5/37
D. 134,490	12/1942	Sherman	D5/37
D. 261,064	9/1981	Kauffman	D5/37
4,316,299	2/1982	Friedman	5/497
4,875,245	10/1989	Isola	5/490

The fabric pattern fragmentarily shown in **FIGS. 1-6**, is understood to extend uniformly throughout the fitted top sheet. The broken lines in **FIGS. 1** and **2** represent stitching.


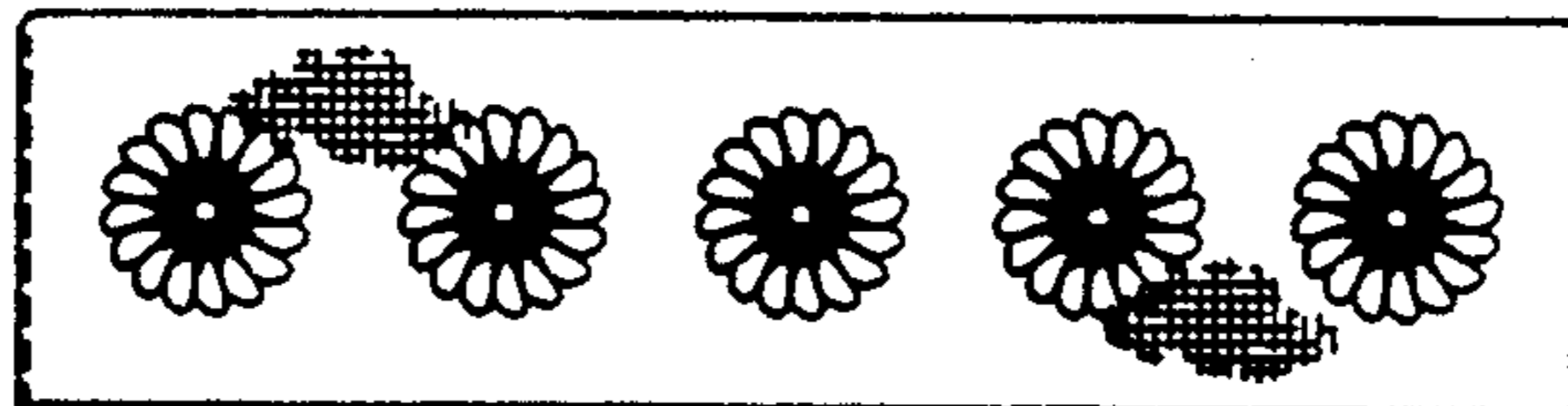


FIG. 1

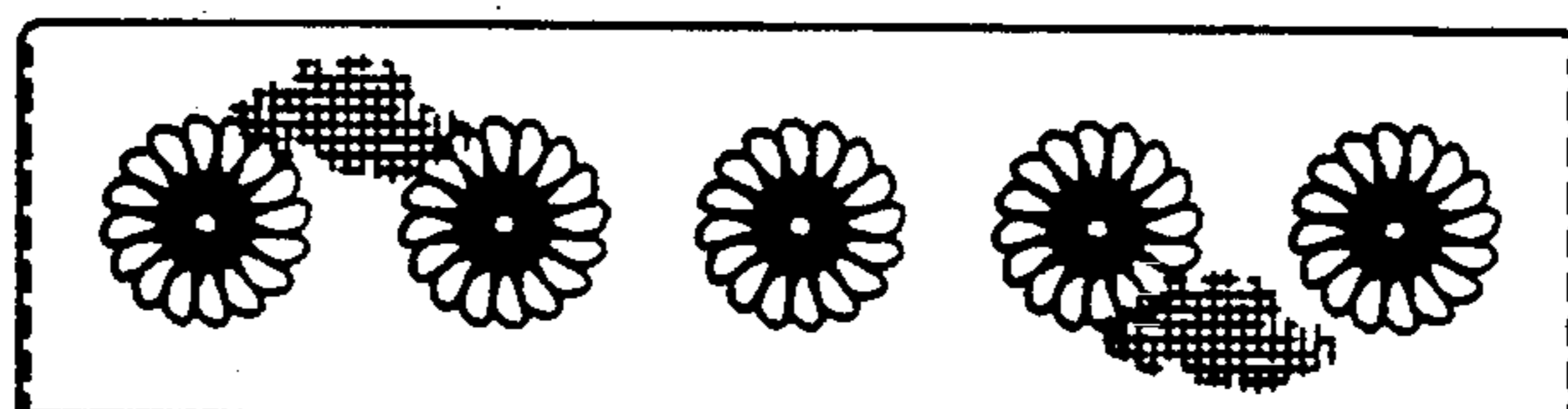


FIG. 2




FIG. 3

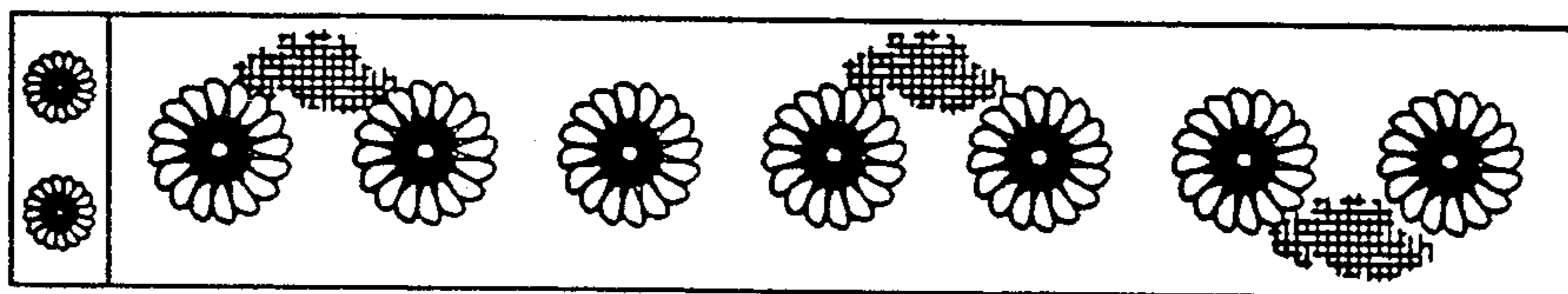


FIG. 4




FIG. 5




FIG. 6

