



US00D336198S

United States Patent [19]
Gibbons

[11] **Patent Number: Des. 336,198**
[45] **Date of Patent: ** Jun. 8, 1993**

[54] **FOOT STIMULATING SHOWER MAT**
[76] **Inventor: Dale L. Gibbons, Ravenscroft Apt. #B-68, Phillipsburg, N.J. 08865**
[**] **Term: 14 Years**
[21] **Appl. No.: 641,366**
[22] **Filed: Jan. 15, 1991**
[52] **U.S. Cl. D6/583**
[58] **Field of Search D6/582, 583; 4/571.1, 4/581, 583, 584; 5/417, 420; 297/DIG. 1, DIG. 2, DIG. 3**

4,698,364 10/1987 Graebe 297/DIG. 3 X

FOREIGN PATENT DOCUMENTS

1133077 7/1962 Fed. Rep. of Germany .
1262508 3/1968 Fed. Rep. of Germany .

Primary Examiner—Alan P. Douglas
Assistant Examiner—Monica Hannon
Attorney, Agent, or Firm—Terry M. Gernstein

[57] **CLAIM**

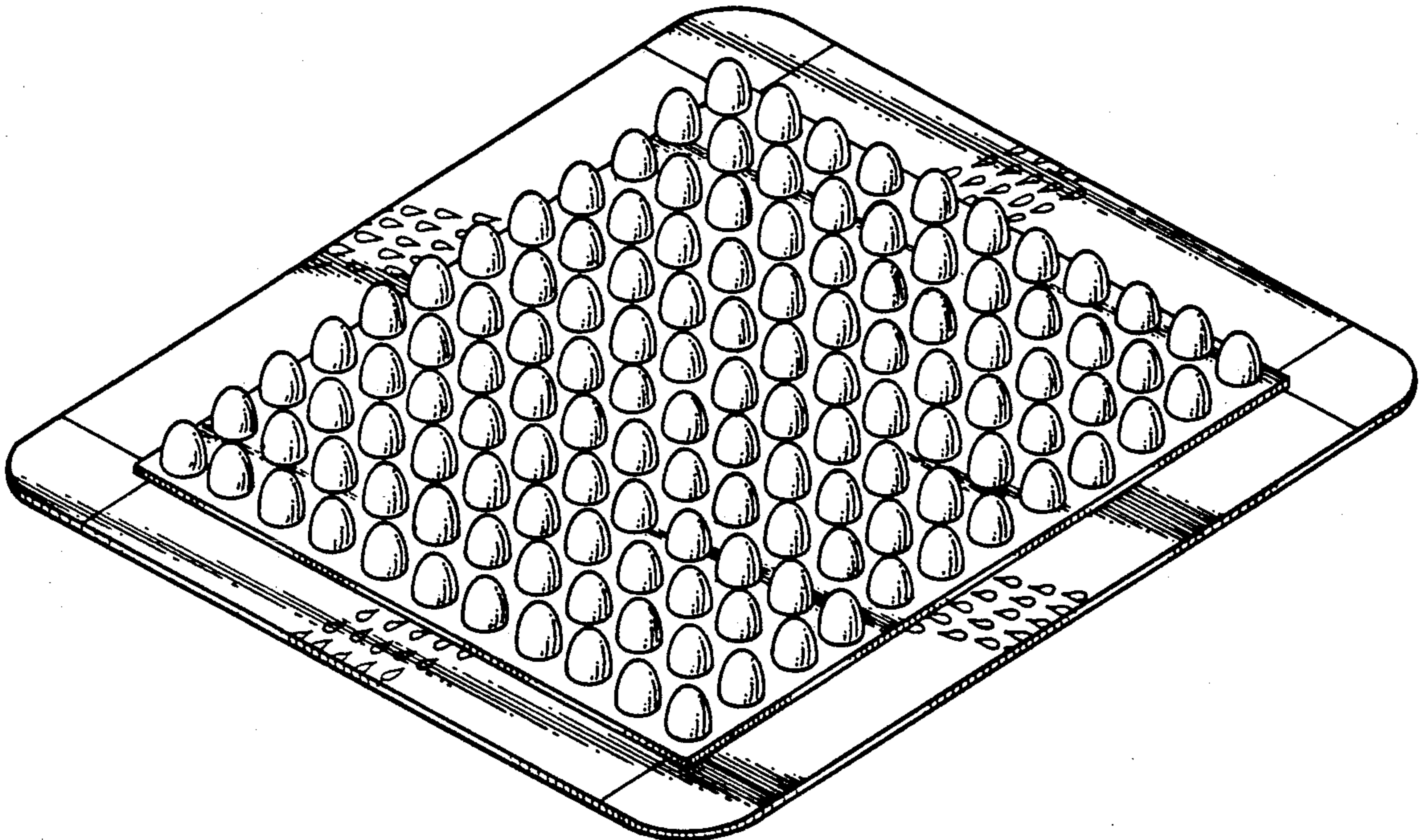
The ornamental design for a foot stimulating shower mat, as shown and described.

DESCRIPTION

FIG. 1 is a perspective view of the foot stimulating shower mat embodying the design of the present invention;
FIG. 2 is a front end elevational view thereof, the rear end being a mirror image of the front shown in FIG. 2;
FIG. 3 is a side elevational view thereof, the side opposite being a mirror image of the side shown in FIG. 3;
FIG. 4 is a top plan view thereof; and,
FIG. 5 is a bottom view thereof.

[56] **References Cited**
U.S. PATENT DOCUMENTS

D. 238,538 1/1976 Smith D6/582
34,001 12/1861 Mayall D6/583 X
348,782 9/1886 Sawyer D6/582 X
378,369 2/1888 Hyer 5/417 X
3,636,566 1/1972 Sutherland 5/417 X
4,512,044 4/1985 Clark .
4,625,344 12/1986 Howard .
4,625,715 12/1986 Bucher .



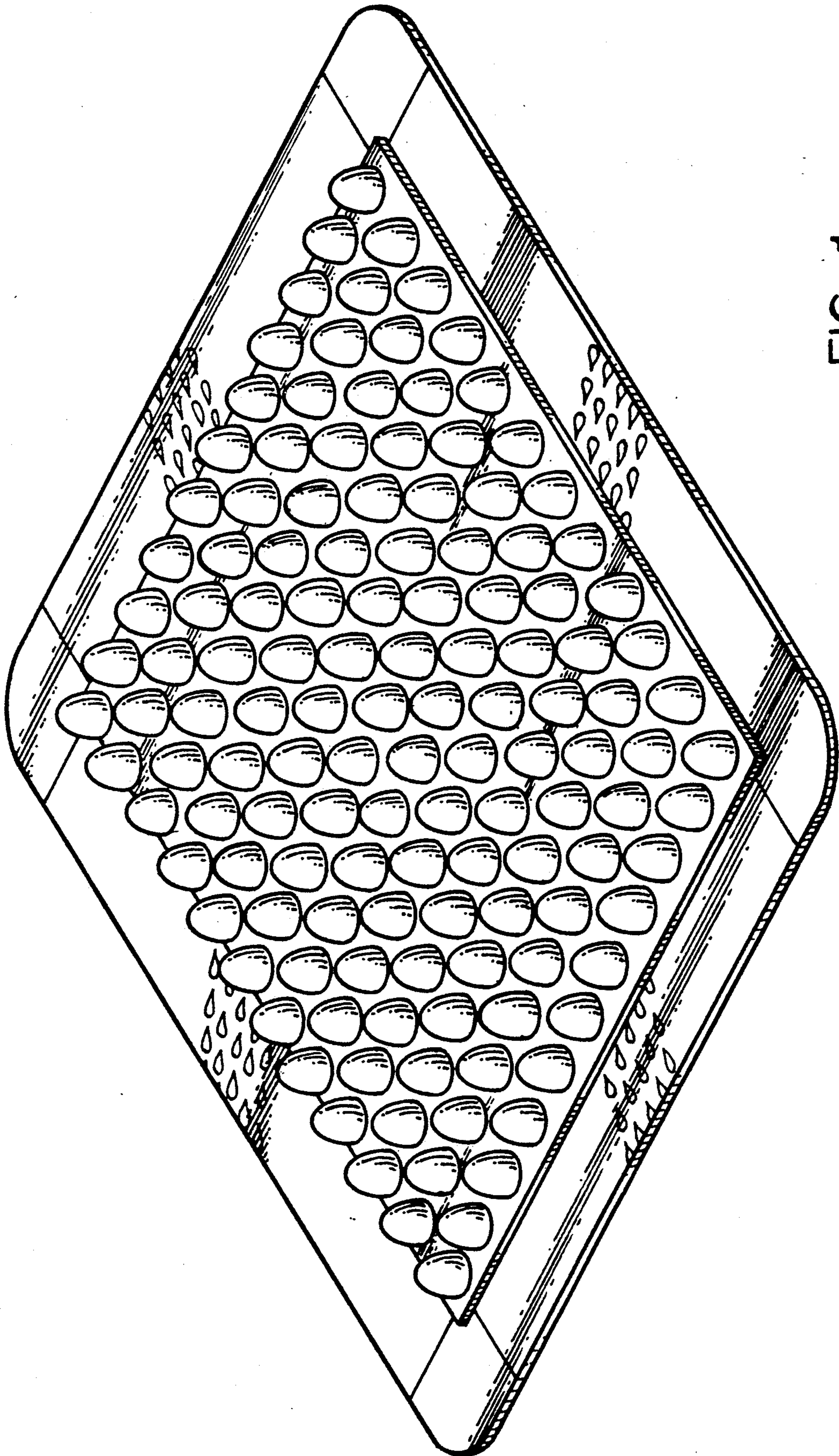


FIG. 1

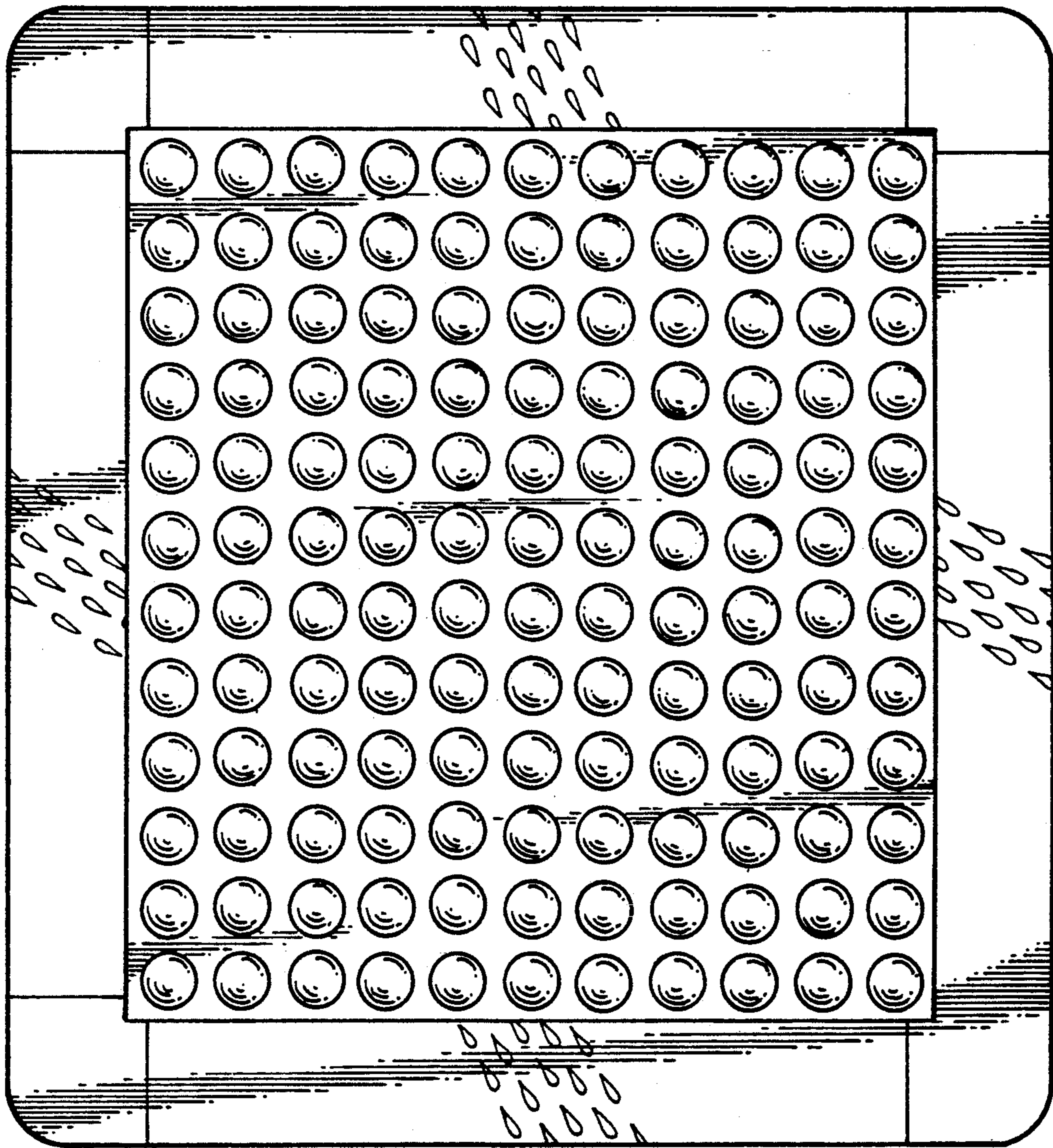


FIG. 4



FIG. 2




FIG. 5



FIG. 3