



US00D336185S

United States Patent [19]

[11] Patent Number: **Des. 336,185**

Deinen et al.

[45] Date of Patent: **** Jun. 8, 1993**

- [54] TABLE
- [75] Inventors: **Michael L. Deinen; Terence M. Duncan, both of Grand Rapids; Randall P. Nelsen, Alto; Michael E. Wurth; Edmund X. Klipa, both of Grand Rapids, all of Mich.**
- [73] Assignee: **Steelcase Inc., Grand Rapids, Mich.**
- [**] Term: **14 Years**
- [21] Appl. No.: **898,891**
- [22] Filed: **Jun. 15, 1992**

4,078,342	3/1978	Cohen	52/79.1
4,224,769	9/1980	Ball et al.	52/36
4,257,203	3/1981	Propst et al.	52/221
4,288,948	9/1981	Harris	52/28
4,296,574	10/1981	Stephens	52/27
4,345,803	8/1982	Heck	312/194
4,387,941	6/1983	Maier	312/194
4,535,577	8/1985	Tenser et al.	52/221
4,535,703	8/1985	Henriott et al.	108/50
4,536,044	8/1985	Ziegelheim et al.	312/257
4,567,698	2/1986	Morrison	52/36
4,571,907	2/1986	DeFouw et al.	52/239
4,586,759	5/1986	Wrobel	312/198
4,593,508	6/1986	Curatolo	52/239
4,619,486	10/1986	Hannah et al.	312/195
4,624,083	11/1986	Diffrient	52/65
4,625,476	12/1986	Shimada	52/126.4
4,639,049	1/1987	Frascaroli et al.	312/195
4,852,500	8/1989	Ryburg et al.	312/195 X
5,092,253	3/1992	Grund et al.	312/196 X

Related U.S. Application Data

- [60] Division of Ser. No. 425,318, Oct. 23, 1989, which is a continuation-in-part of Ser. No. 129,971, Dec. 8, 1987, abandoned.
- [52] U.S. Cl. **D6/486; D6/483**
- [58] Field of Search **D6/480, 482-489, D6/495-499, 511, 429, 430, 423, 427; 312/194, 195, 197, 198**

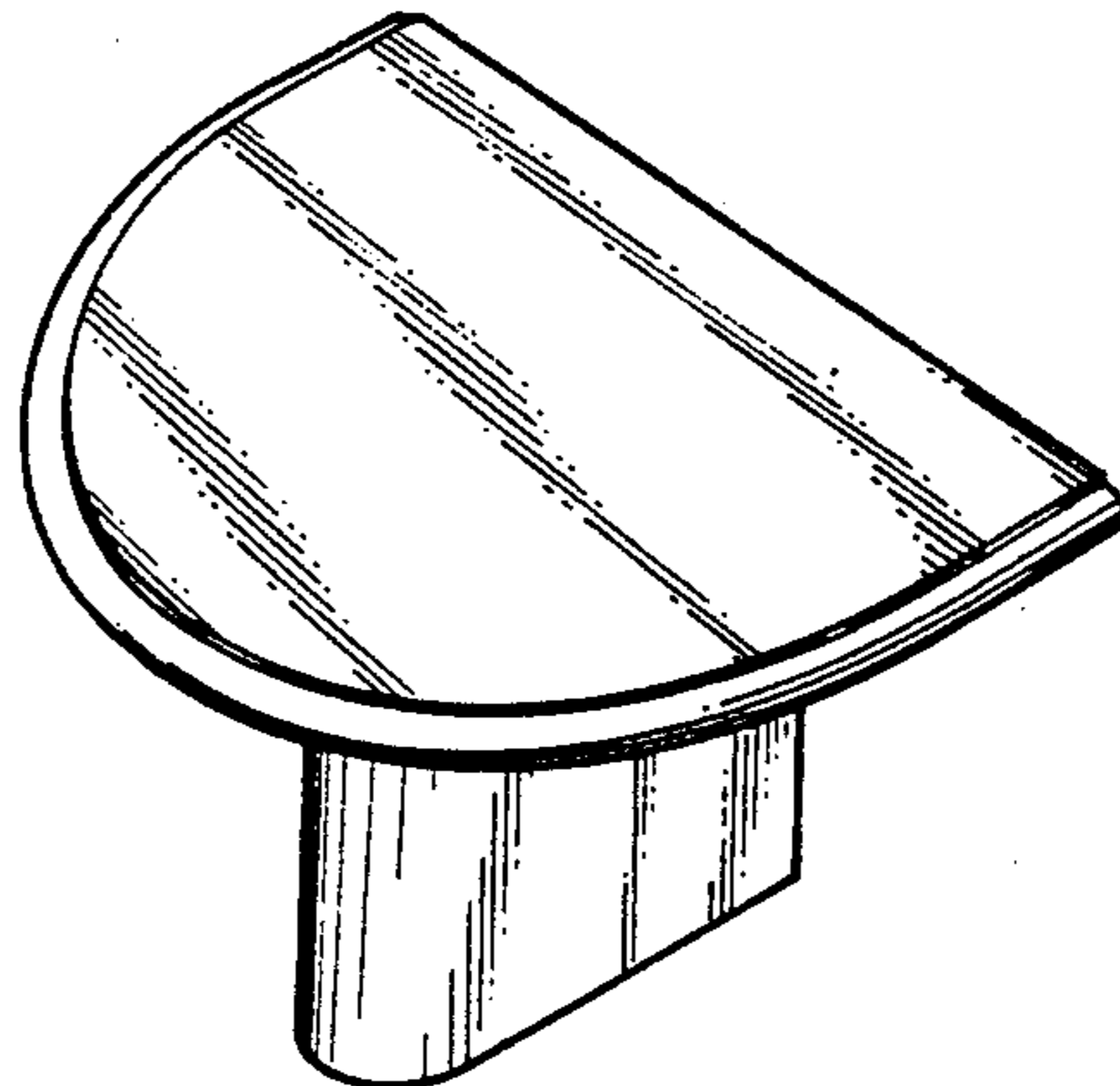
References Cited

U.S. PATENT DOCUMENTS

D. 109,317	9/1938	Ericson	D6/427
D. 134,298	11/1942	Eppenstein	D6/427
D. 139,017	10/1944	Leatherman	D6/406
D. 144,045	3/1946	Fletcher	D6/423 X
D. 178,297	7/1956	Little	D6/485
D. 225,046	11/1972	Nance	D6/157
D. 247,731	4/1978	Robinson	D6/422
D. 251,526	4/1979	Zapf	D6/167
D. 255,188	6/1980	Zapf	D6/162
D. 277,249	1/1985	Dunbar	D6/483
D. 278,770	5/1985	Koguma	D6/423
D. 313,708	1/1991	Frank	D6/484
2,663,603	12/1953	Neuman	D6/406
2,821,450	8/1956	Knoll	312/111
2,930,665	3/1960	Budai	312/111
3,506,323	4/1970	Leprince	312/194 X
3,533,362	10/1970	Thompson	108/64
3,786,765	1/1974	Burr	108/60
3,807,102	4/1974	Albinson et al.	52/36
3,869,992	3/1975	Kramer	108/60
3,931,771	1/1976	Kramer	108/77
4,049,331	9/1977	Guttman, Jr.	312/203
4,055,373	10/1977	Andresen et al.	312/263

OTHER PUBLICATIONS

- Artec-Planar Table Desk ©1983.
- Sunar 83-Catalog, p. 34 table in foreground.
- Damus-Mar. 1990-Marcatre table extension in foreground.
- Contract Interiors, Feb. 1978, p. 20, table at top.
- Interiors-May 1981, p. 109, conference table.
- Interiors, Sep. 1980, p. 127, Bierbaum & Co. Adv. table at top right.
- Hiebert, "... New Directions".
- Knoll, "Hannah Desk System".
- Knoll, "Morrison System".
- Herman Miller, "Ethos System".
- Herman Miller, "Organizing the Work Envelope".
- Sunar Hauserman, "Race System".
- Sunar Hauserman, "Douglas Bass's Cameron with Design Option".
- Round Office, Inc., "Round Office".
- Ill International, Inc., "Tinta System".
- "Wrap-Around Work Surfaces," Haworth ES.
- "How to Get More Office Space Without Paying a Dollar More in Rent," Round Office, Inc.
- G. F. Furniture Systems, corner worksurface in lower left.
- Primary Examiner—Nelson C. Holtje
- Assistant Examiner—J. E. Seeger



Attorney, Agent, or Firm—Price, Heneveld, Cooper,
DeWitt & Litton

DESCRIPTION

FIG. 1 is a perspective view of a table, showing our new design;
FIG. 2 is a top plan view;
FIG. 3 is a side elevational view; and,
FIG. 4 is a front elevational view thereof.
Those surfaces appearing in the rear elevational view of the design are plain and unadorned.

[57]

CLAIM

The ornamental design for a table, as shown and described.

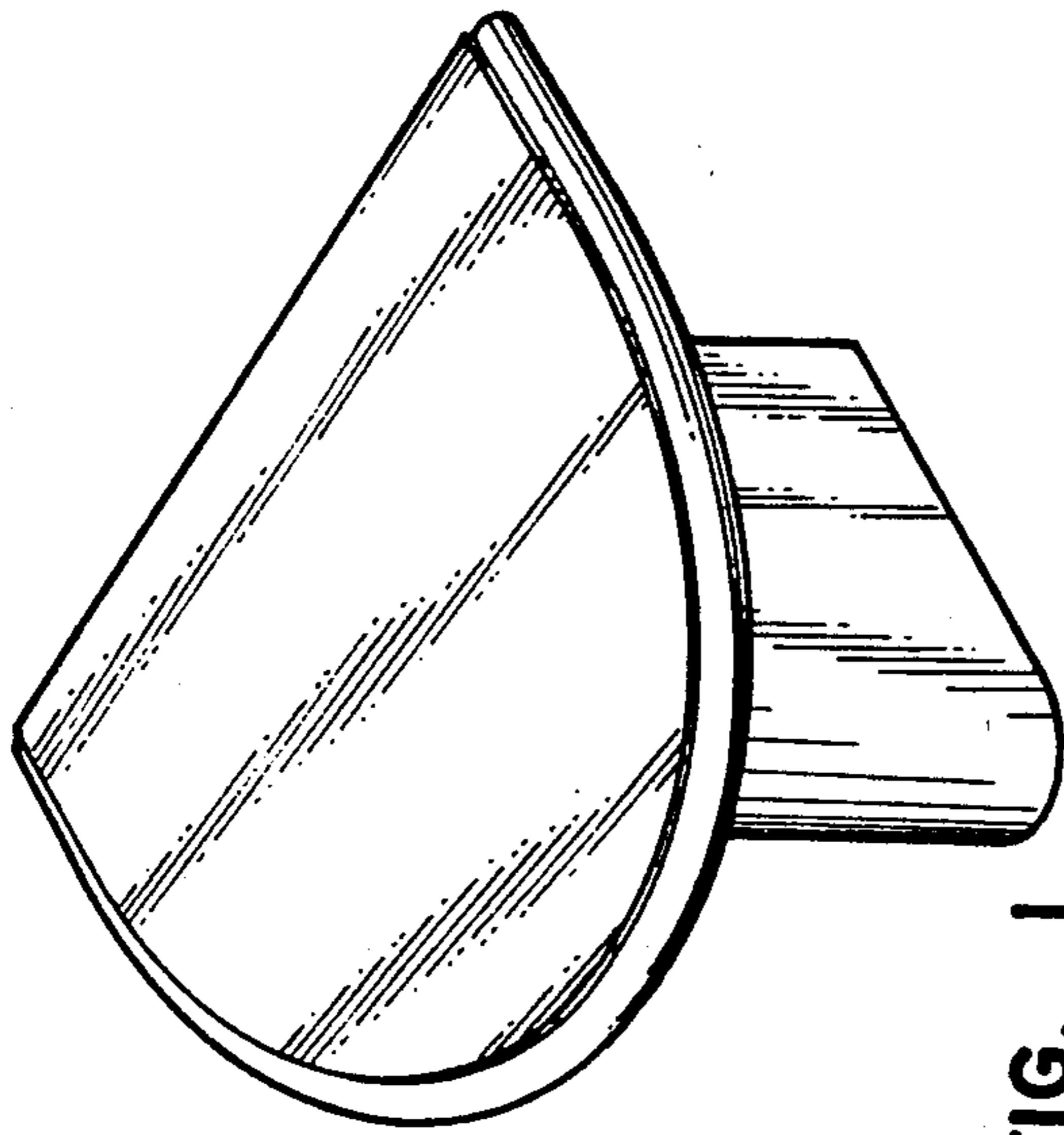


FIG. 1

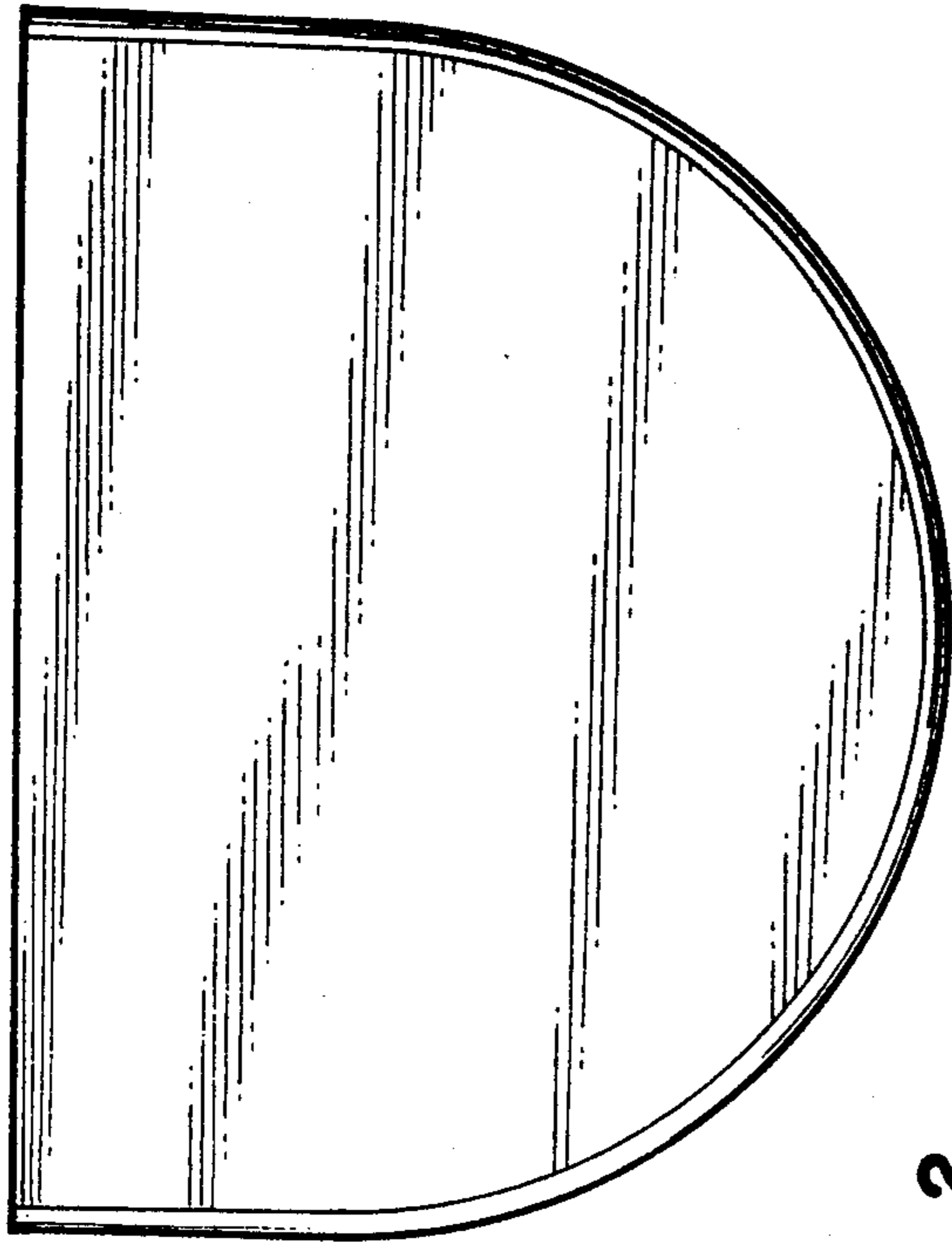


FIG. 2

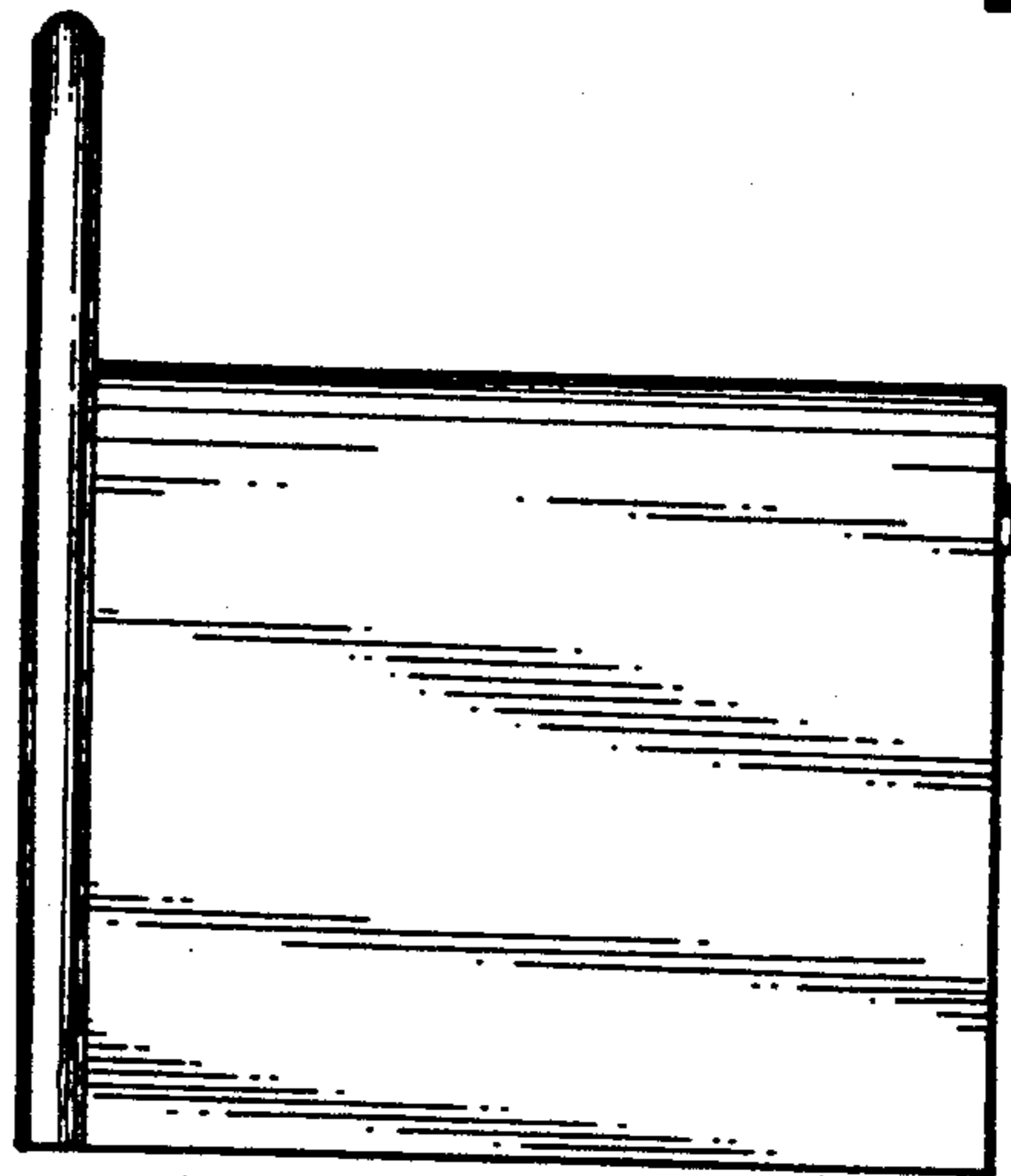


FIG. 3

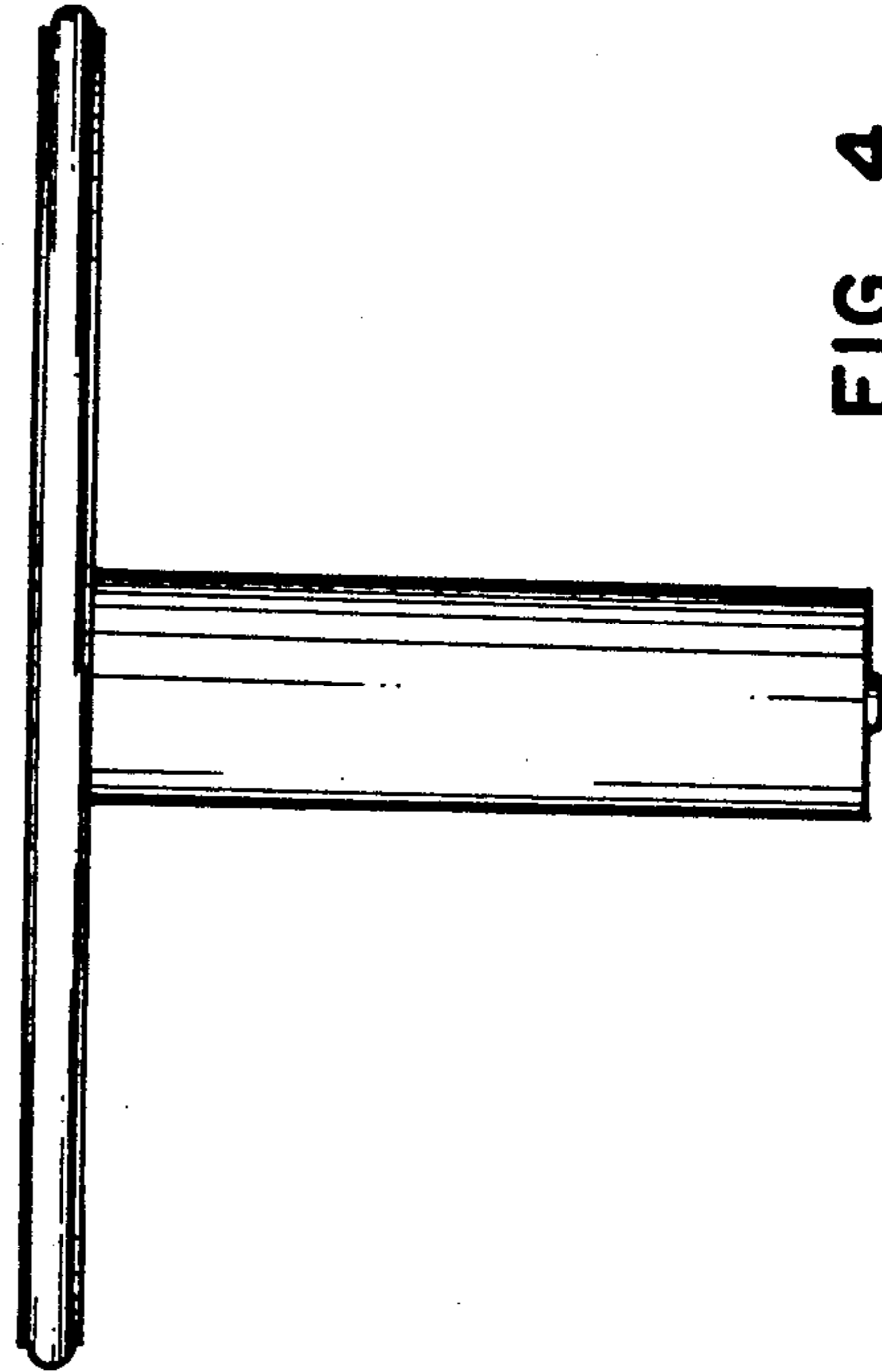


FIG. 4