



US00D336154S

United States Patent [19]

[11] Patent Number: **Des. 336,154**

Phillips

[45] Date of Patent: **** Jun. 8, 1993**

- [54] **GOLF BAG ACCESSORY BELT**
- [76] Inventor: **Curtis W. Phillips, 1015 Heaton Dr., Chattanooga, Tenn. 37421**
- [**] Term: **14 Years**
- [21] Appl. No.: **679,578**
- [22] Filed: **Apr. 3, 1991**
- [52] U.S. Cl. **D3/37; D3/104; D3/105**
- [58] Field of Search **D3/36, 37, 100, 104, D3/105, 106; 224/250, 917, 918, 901, 919, 191, 224, 223; 206/315.2, 315.5**

[56] **References Cited**
U.S. PATENT DOCUMENTS

D. 252,695	8/1979	Munz	D3/100
D. 255,621	7/1980	McCool	D3/100
D. 323,067	1/1992	Palma	D3/106
1,955,650	10/1932	Obarski	.	
3,274,476	9/1966	Nildum	224/224 X
3,716,016	2/1973	Aylesworth et al.	224/223 X
3,968,522	7/1976	Riess	.	
4,804,121	2/1989	Stanton et al.	224/224 X
4,836,427	6/1989	McManus	224/224

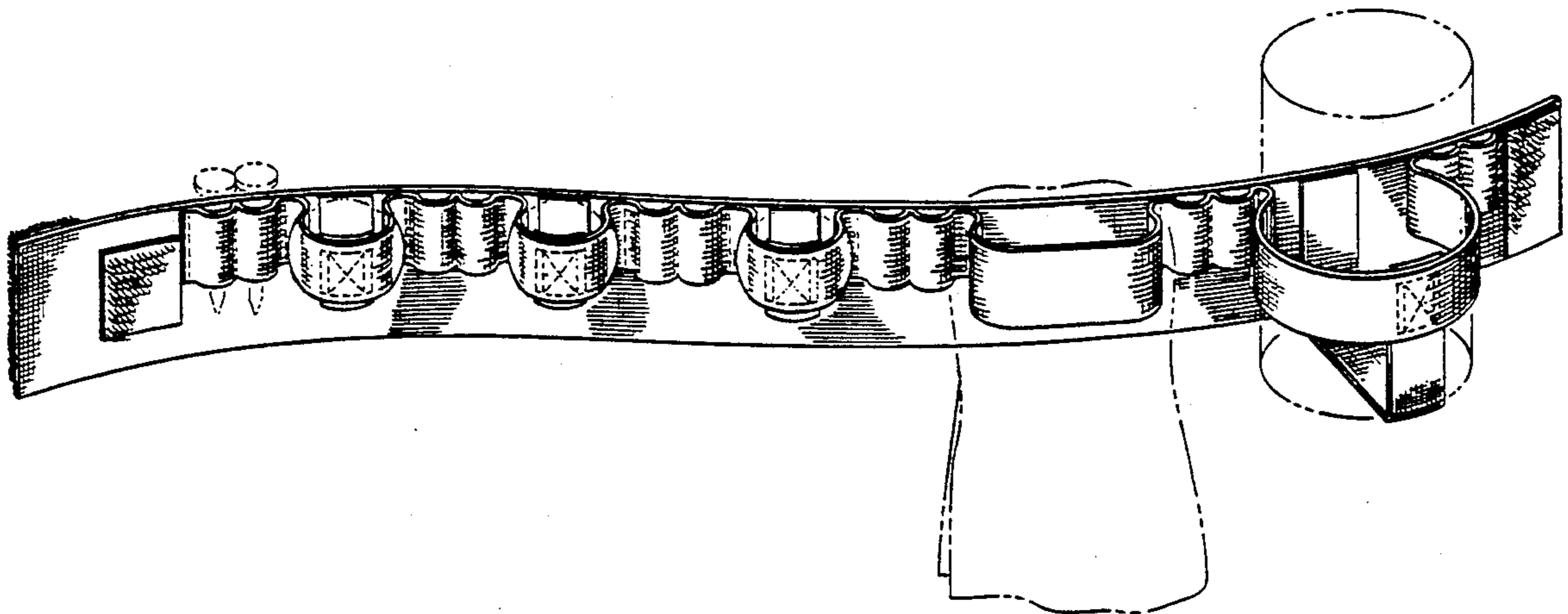
Primary Examiner—A. Hugo Word
Assistant Examiner—Doris V. Coles
Attorney, Agent, or Firm—Shlesinger Arkwright & Garvey

[57] **CLAIM**

The ornamental design for a golf bag accessory belt, as shown and described.

DESCRIPTION

FIG. 1 is a perspective view of a first embodiment of my golf bag accessory belt;
 FIG. 2 is a front elevational view thereof;
 FIG. 3 is a top plan view thereof;
 FIG. 4 is a bottom plan view thereof;
 FIG. 5 is a rear elevational view thereof;
 FIG. 6 is a left side elevational view thereof;
 FIG. 7 is a right side elevational view thereof;
 FIG. 8 is a front elevational view of a second embodiment of my design;
 FIG. 9 is a top plan view thereof;
 FIG. 10 is a bottom plan view thereof; and,
 FIG. 11 is a right side elevational view thereof.
 The phantom line showing in FIG. 1 is to indicate environment.



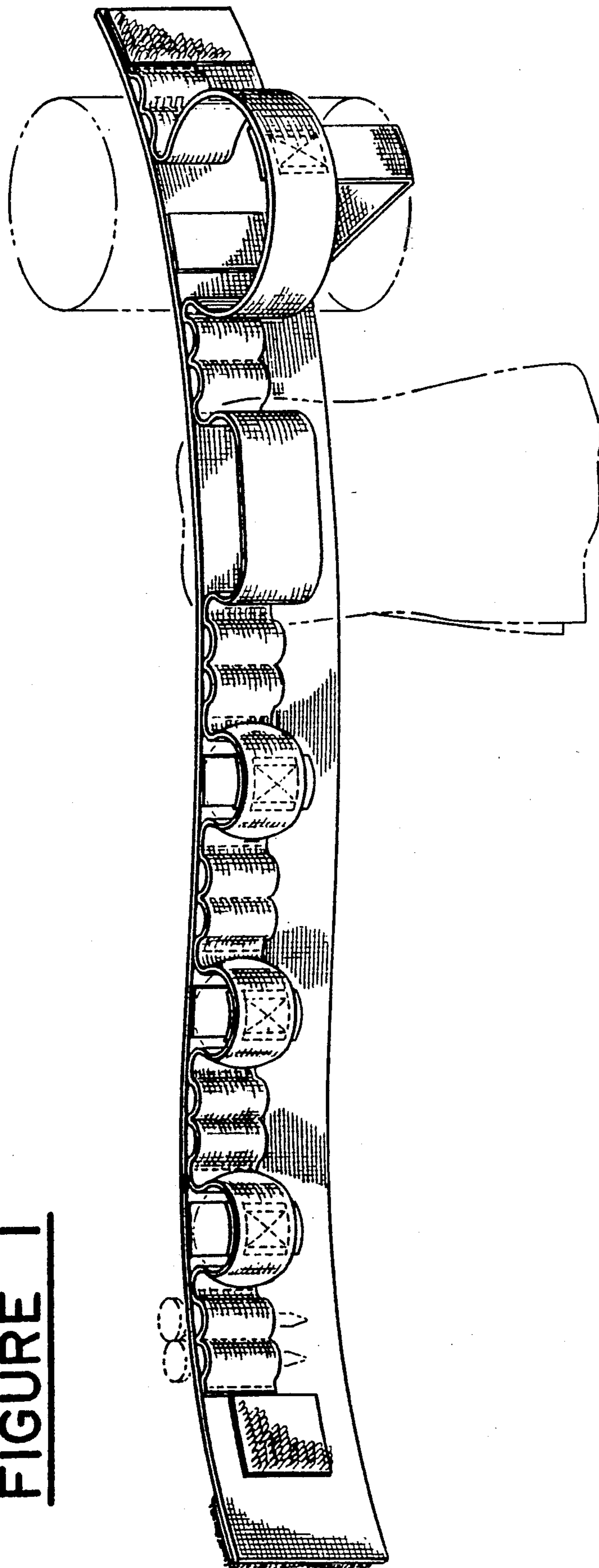


FIGURE 1

FIGURE 2

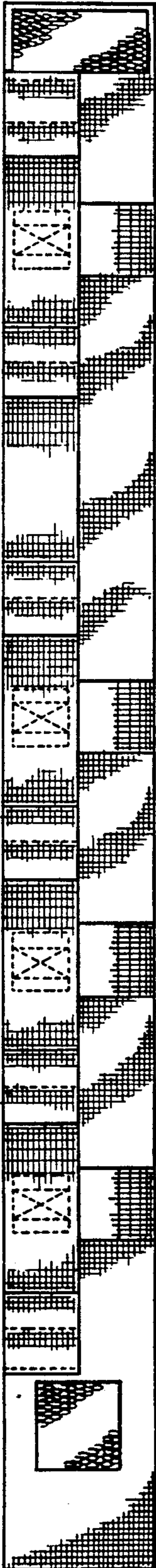


FIGURE 3

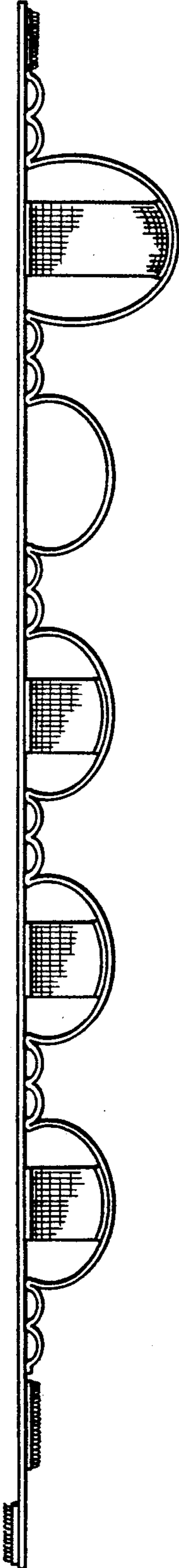


FIGURE 4

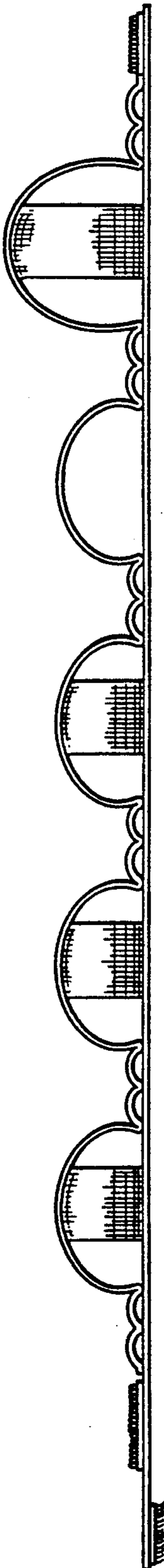


FIGURE 5

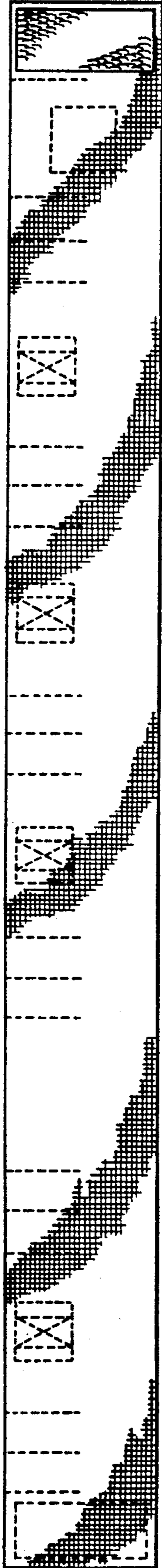


FIGURE 6




FIGURE 7

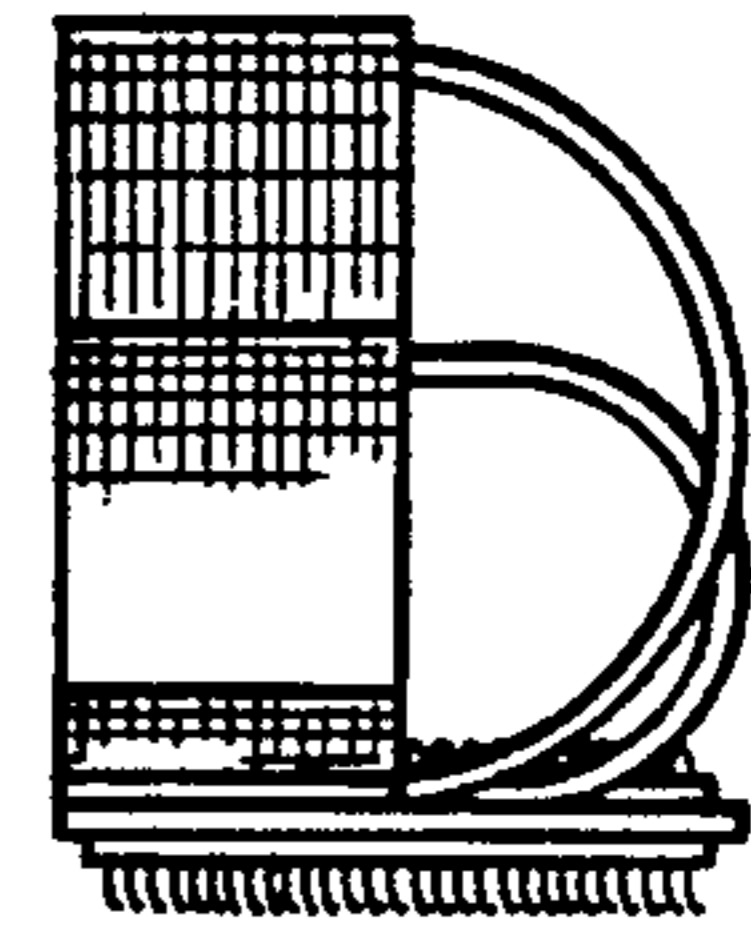


FIGURE 8

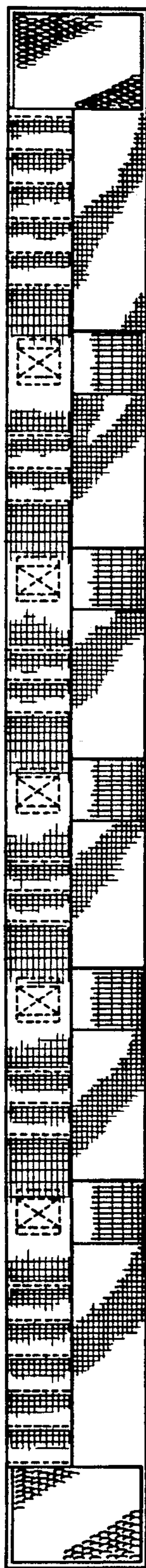


FIGURE 9

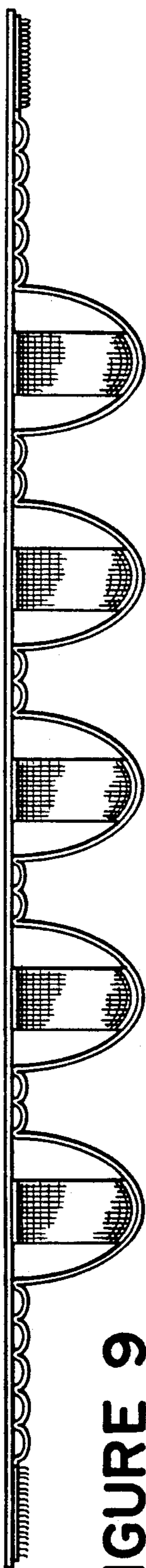


FIGURE 10

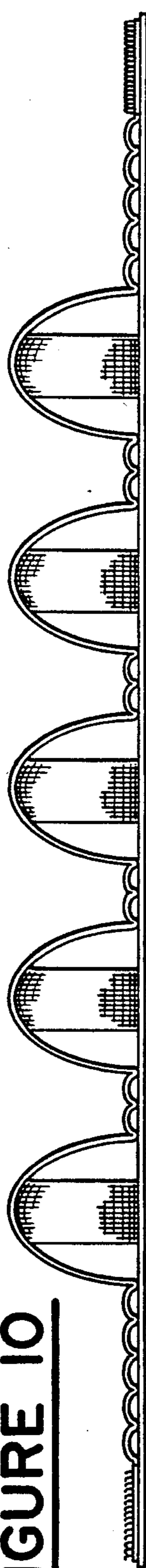


FIGURE 11

