



US00D336147S

# United States Patent [19] Chiang

[11] Patent Number: **Des. 336,147**

[45] Date of Patent: **\*\* Jun. 1, 1993**

[54] **ADJUSTABLE DESK LAMP**

[75] Inventor: **Randy Chiang, Taipei, Taiwan**

[73] Assignee: **Kar Bow Industries Co., Ltd., Taipei, Taiwan**

[\*\*] Term: **14 Years**

[21] Appl. No.: **777,104**

[22] Filed: **Oct. 16, 1991**

[52] U.S. Cl. .... **D26/65**

[58] Field of Search ..... **D26/61-66;**  
**362/269, 275, 410, 413, 401, 418, 419, 427**

D. 325,647 4/1992 Hwang ..... D26/63  
 4,974,135 11/1990 Wen-Tsung ..... 362/413 X

*Primary Examiner*—Susan J. Lucas  
*Attorney, Agent, or Firm*—Bacon & Thomas

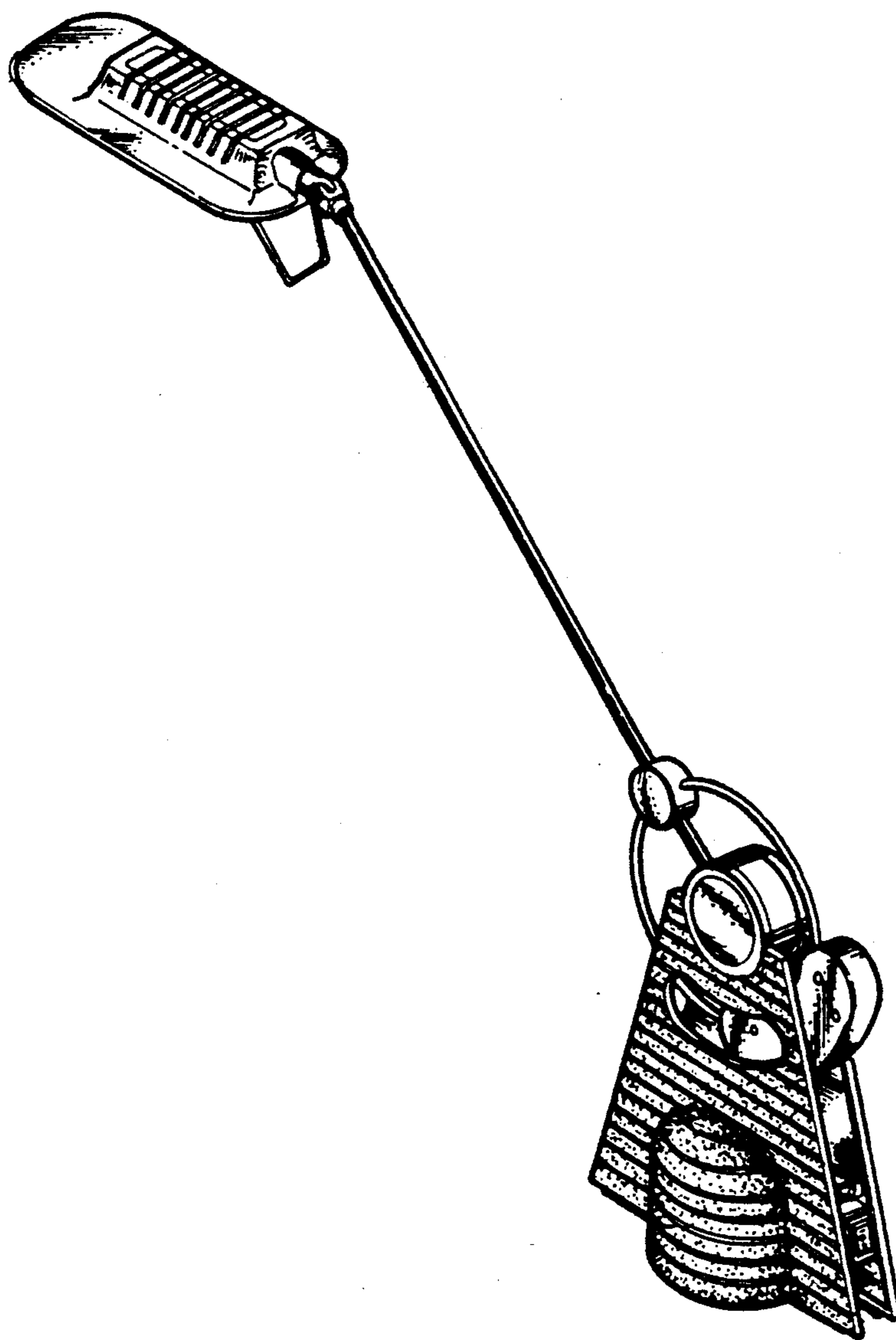
### [57] CLAIM

The ornamental design for adjustable desk lamp, as shown and described.

### DESCRIPTION

FIG. 1 is a top, front, right side, perspective view of an adjustable desk lamp showing my new design;  
 FIG. 2 is a front view thereof on a reduced scale;  
 FIG. 3 is a rear view thereof on a reduced scale;  
 FIG. 4 is a right side view thereof on a reduced scale;  
 FIG. 5 is a left side view thereof on a reduced scale;  
 FIG. 6 is a top view thereof on a reduced scale; and,  
 FIG. 7 is a bottom view thereof on a reduced scale.

[56] **References Cited**  
**U.S. PATENT DOCUMENTS**  
 D. 281,357 11/1985 Gismondi ..... D26/63



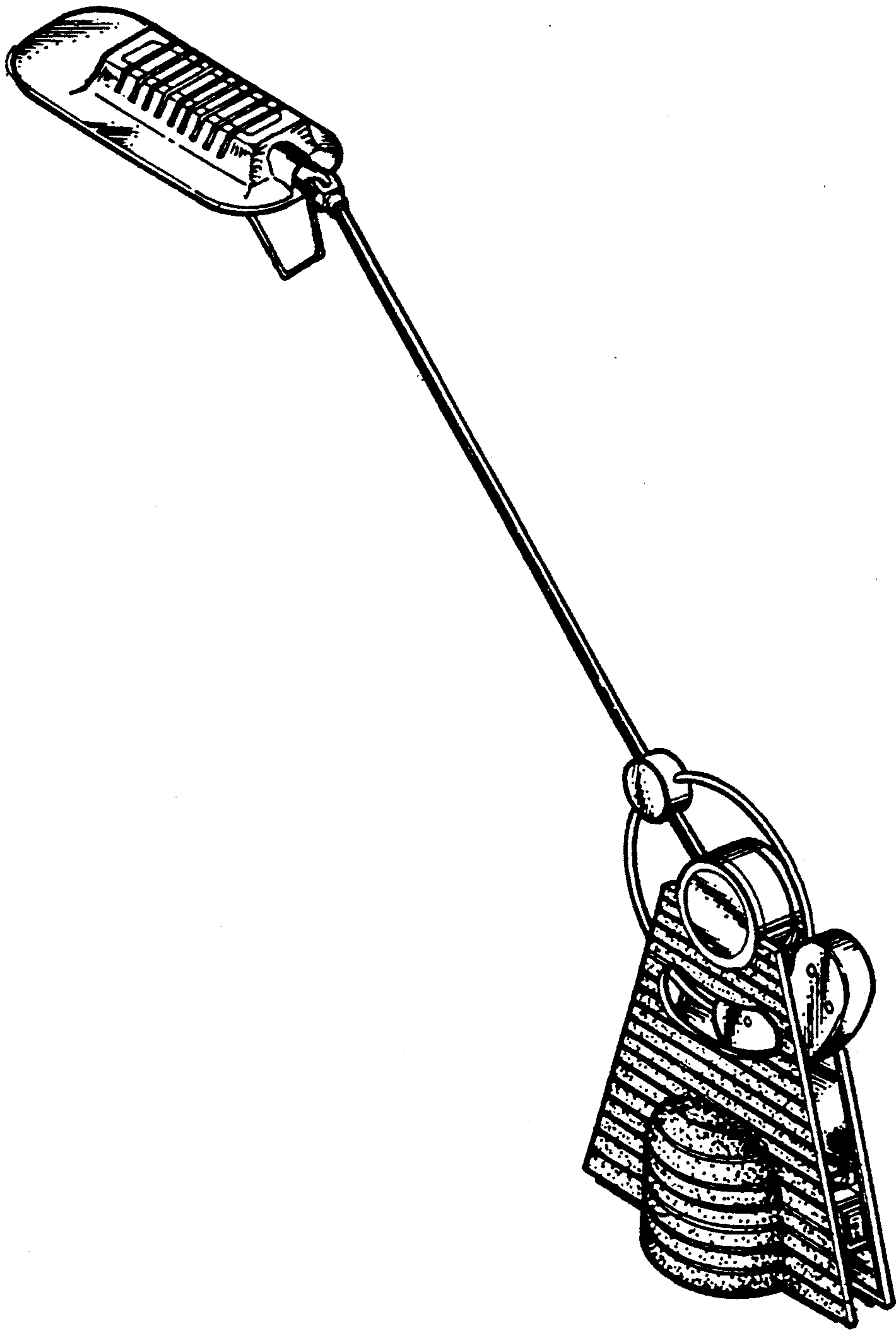


FIG.1




FIG. 2




FIG. 3

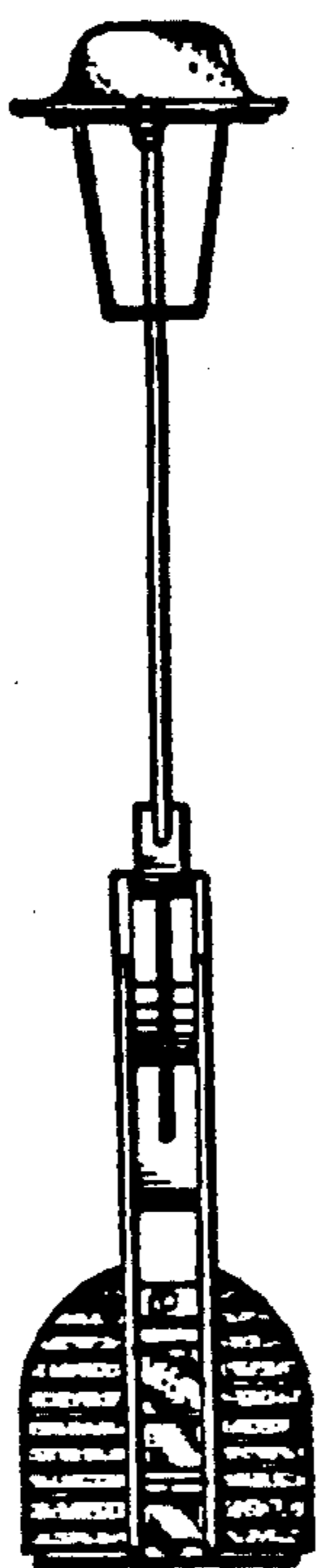


FIG. 4

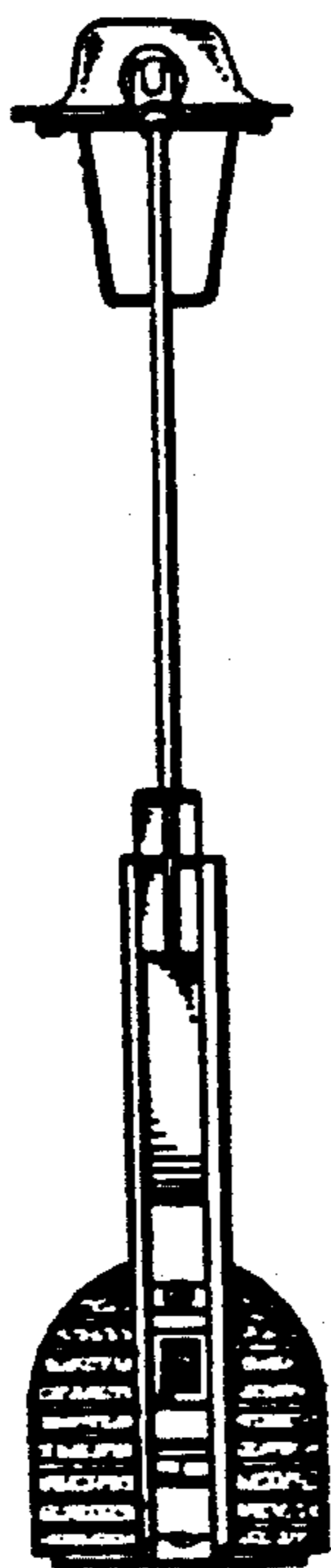


FIG. 5




FIG. 6




FIG. 7