



US00D336126S

United States Patent [19]

[11] Patent Number: **Des. 336,126**

Luchak

[45] Date of Patent: **** Jun. 1, 1993**

[54] SKINNING KNIFE

[76] Inventor: **Robert M. Luchak**, 15705 Woodforest, Channelview, Tex. 77530

[**] Term: **14 Years**

[21] Appl. No.: **533,064**

[22] Filed: **Jun. 4, 1990**

[52] U.S. Cl. **D22/118**

[58] Field of Search **D22/118; D8/98, 99; D7/649-652; 30/155-161, 151, 314, 340, 343, 344, 298, 294, 317**

[56] References Cited

U.S. PATENT DOCUMENTS

D. 137,916	5/1944	Mrazek	D22/118
D. 262,731	1/1982	Austin	D22/118
D. 293,013	12/1987	Manniso et al.	D22/118
2,520,355	8/1950	Bell	30/340
2,951,482	9/1960	Sullivan	30/340
3,187,354	6/1965	Frisbie	30/294 X
3,241,236	3/1966	Capps	30/294
4,198,751	4/1980	Egbert	30/317 X
4,546,510	10/1985	Harrison	30/151

OTHER PUBLICATIONS

Blade Magazine, Mar./Apr. 1988 p. 24, Game Skinner Knife.

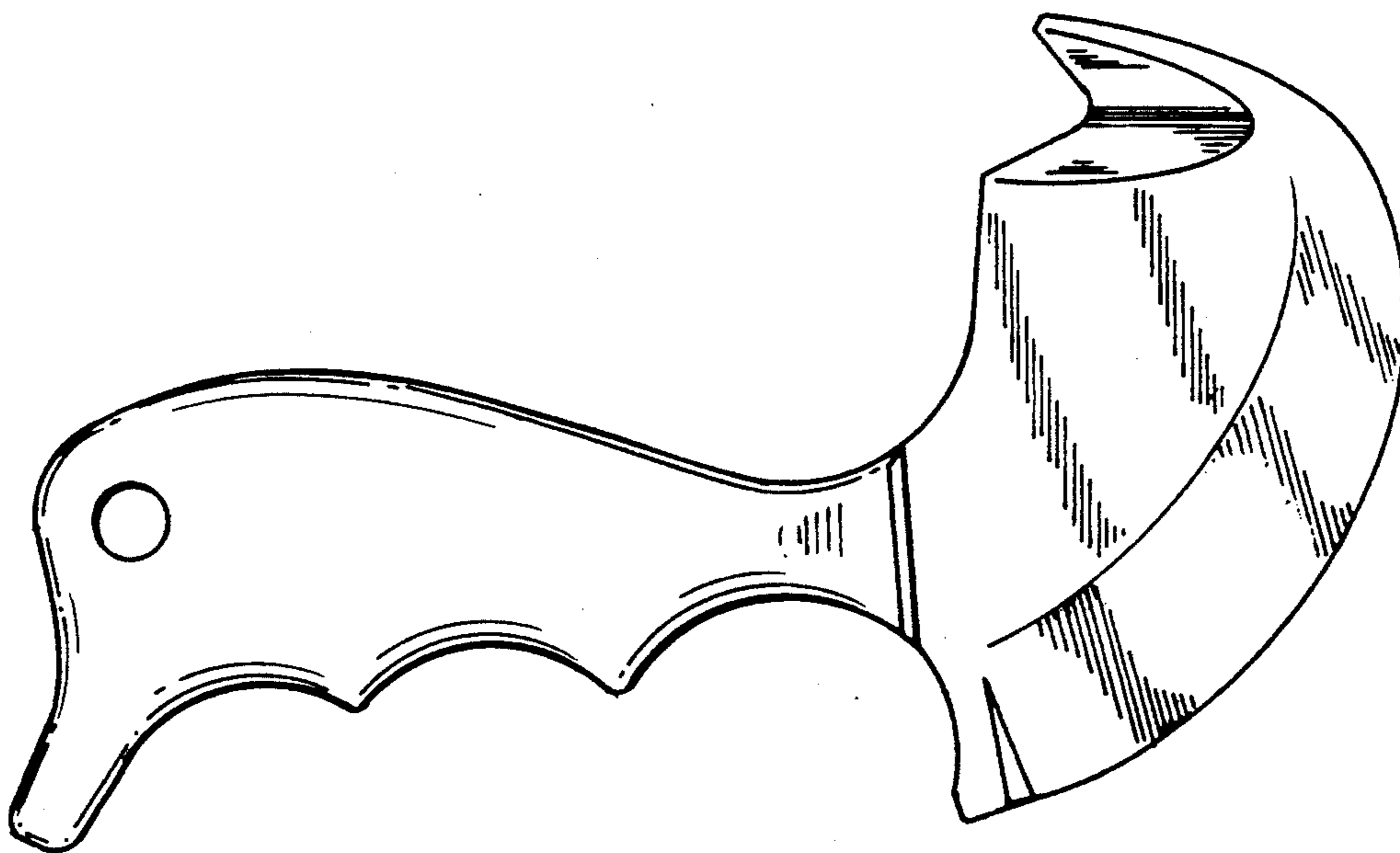
Primary Examiner—A. Hugo Word
Assistant Examiner—Doris V. Coles
Attorney, Agent, or Firm—Kenneth A. Roddy

[57] CLAIM

The ornamental design for a skinning knife, as shown and described.

DESCRIPTION

FIG. 1 is a side elevation view of a skinning knife showing my new design, the opposite side being a mirror image of that shown;
FIG. 2 is a top plan view thereof;
FIG. 3 is a bottom plan view thereof;
FIG. 4 is a front elevational view thereof;
FIG. 5 is a rear elevational view thereof;
FIG. 6 is a side elevation view of a second embodiment of the skinning knife, the opposite side being a mirror image of that shown;
FIG. 7 is a top plan view thereof;
FIG. 8 is a bottom plan view thereof;
FIG. 9 is a front elevational view thereof; and,
FIG. 10 is a rear elevational view thereof.






fig. 2

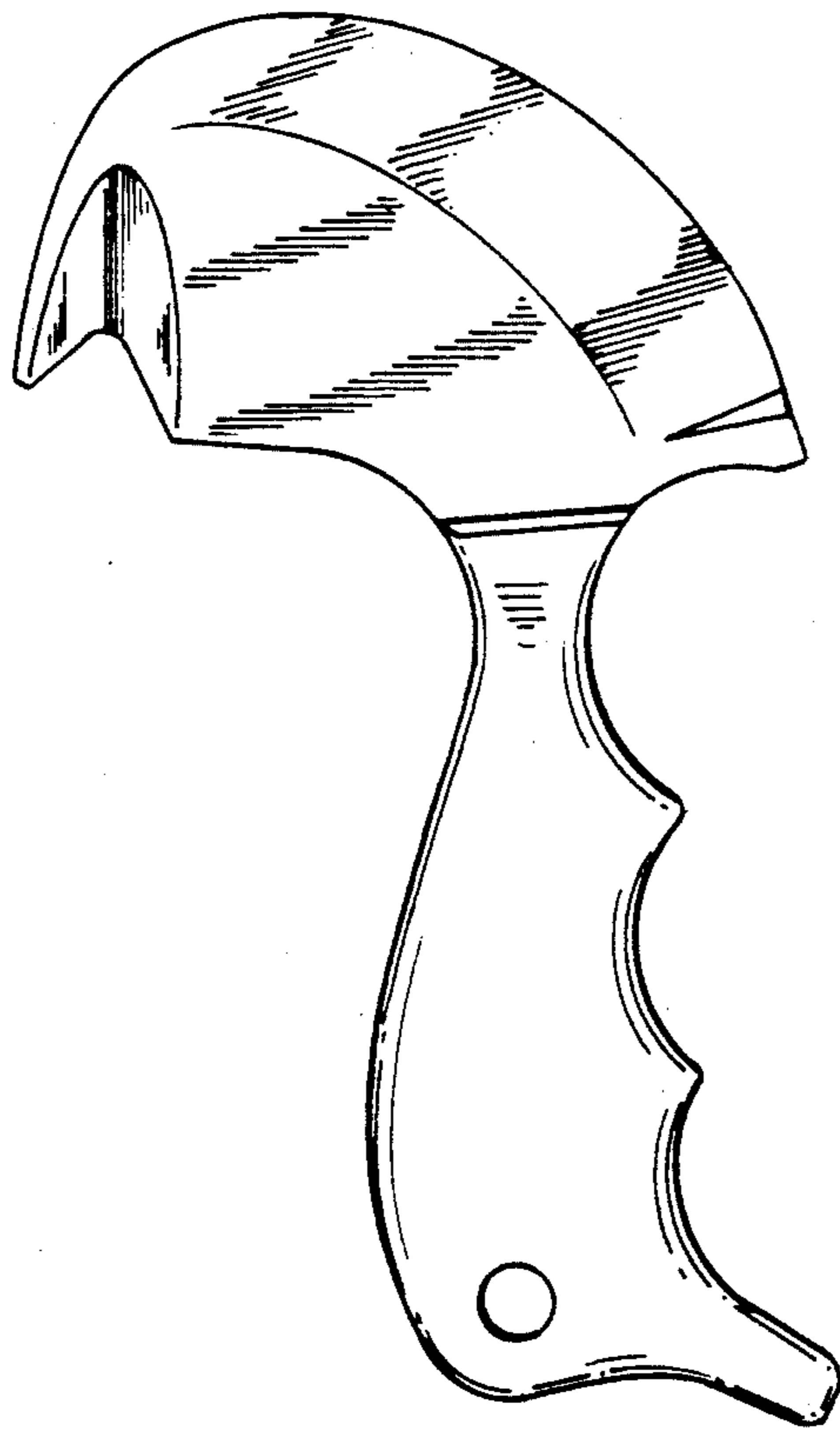


fig. 1

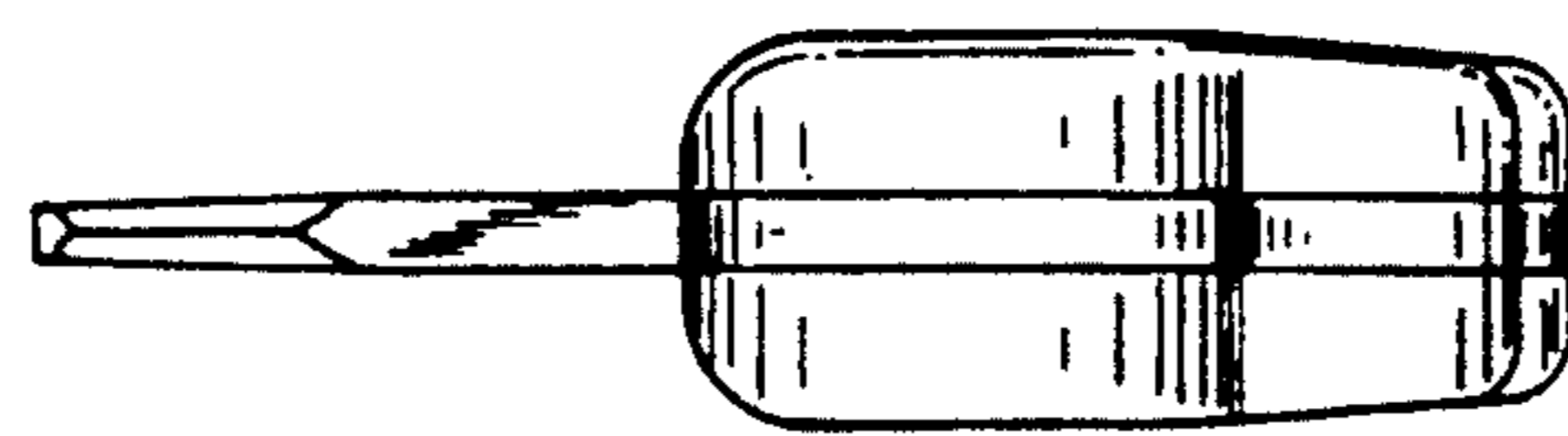


fig. 5

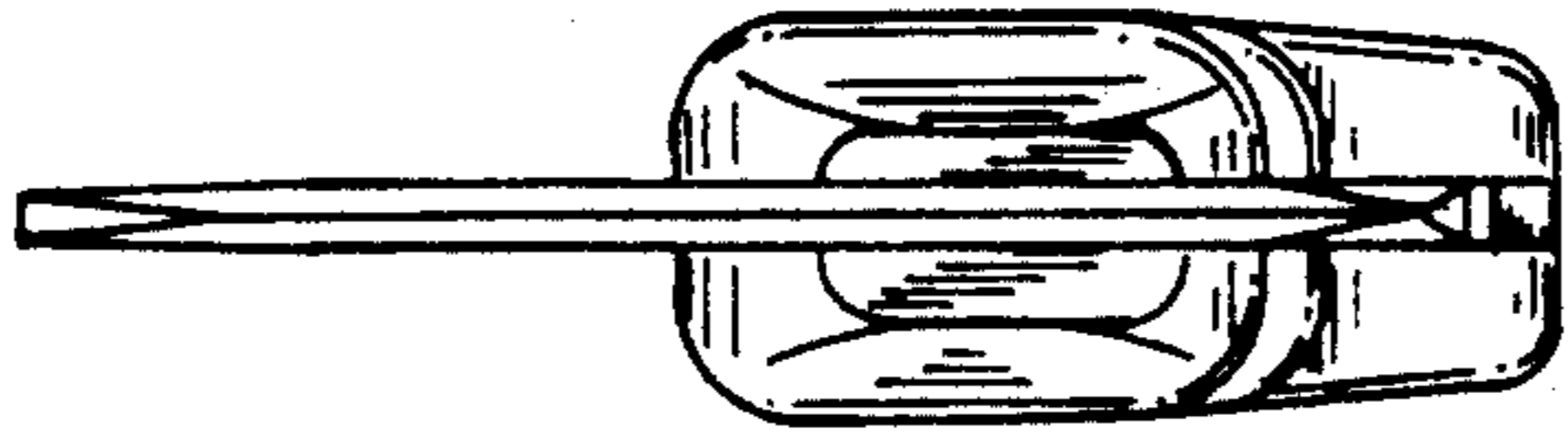


fig. 4

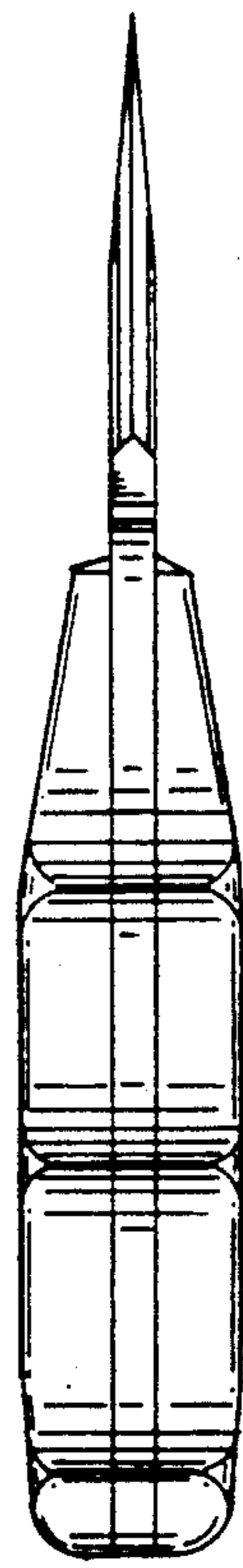
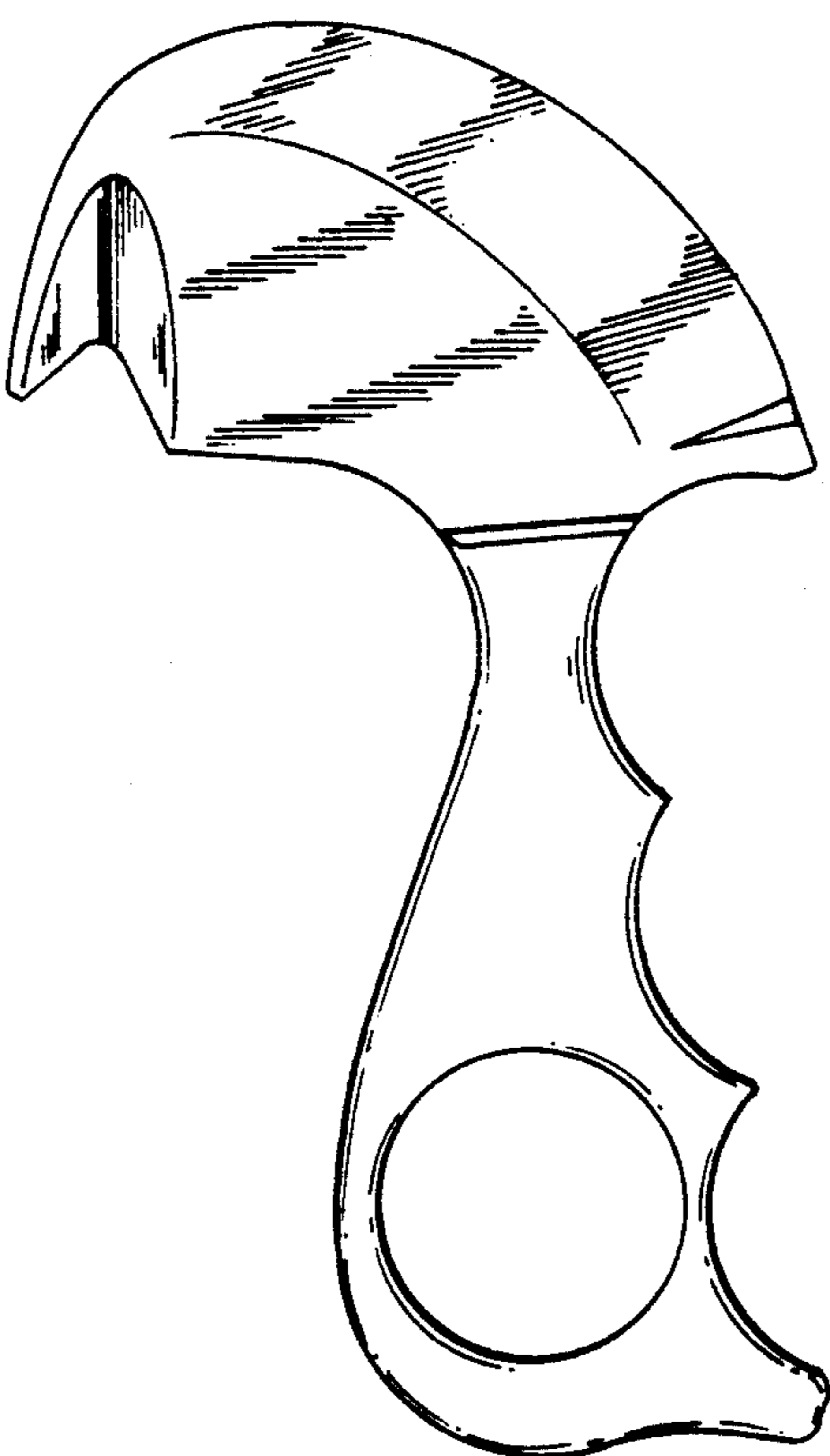


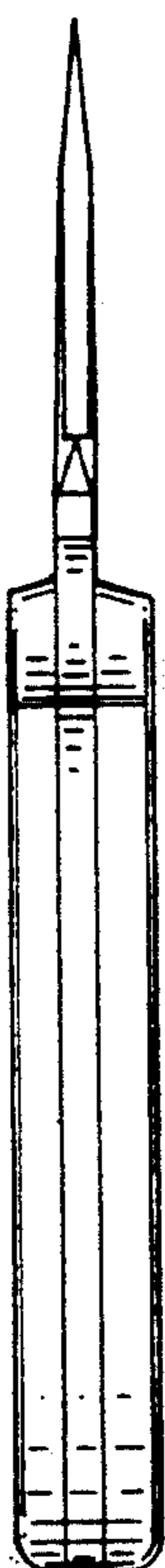
fig. 3



6·811



9·811



2·811



8·811



11·811