



US00D336122S

# United States Patent [19]

[11] Patent Number: **Des. 336,122**

Vasseur

[45] Date of Patent: **\*\* Jun. 1, 1993**

[54] **PHYSICAL TRAINING APPARATUS**

3,960,144 6/1976 Simjian ..... 128/58

[76] Inventor: **Patrice Vasseur, Les Maisons sur la Plage, 1, rue du Pacifique, F24, 34400 Cap D'Agde, France**

*Primary Examiner*—Bernard Ansher  
*Assistant Examiner*—Philip Hyder  
*Attorney, Agent, or Firm*—Amster, Rothstein & Ebenstein

[\*\*] Term: **14 Years**

[57] **CLAIM**

[21] Appl. No.: **751,690**

The ornamental design for a physical training apparatus, as shown and described.

[22] Filed: **Aug. 29, 1991**

[52] U.S. Cl. .... **D21/191**

[58] Field of Search ..... **D21/191; 482/131, 132; 128/57, 58**

**DESCRIPTION**

[56] **References Cited**

**U.S. PATENT DOCUMENTS**

1,161,767	11/1915	Geraldine	128/58
1,287,953	12/1918	Gardner	128/58
3,727,608	4/1973	Simsian	128/58
3,861,382	1/1975	Simjian	128/58
3,899,115	8/1975	Simjian	128/58
3,915,158	10/1975	Simjian	128/58
3,915,159	10/1975	Simjian	128/58
3,957,039	5/1976	Ehren	128/58

FIG. 1 is a perspective view of a physical training apparatus showing my new design; FIG. 2 is a front elevation view thereof; FIG. 3 is a side elevation view thereof, looking from the left side of FIG. 1; FIG. 4 is a side elevation view thereof, looking from the right side of FIG. 1; FIG. 5 is a rear view thereof; FIG. 6 is a top plan view thereof; and, FIG. 7 is a bottom plan view thereof. The broken line portions of FIG. 1 are for illustrative purposes only and form no part of the claimed design.




FIG.1




FIG. 2

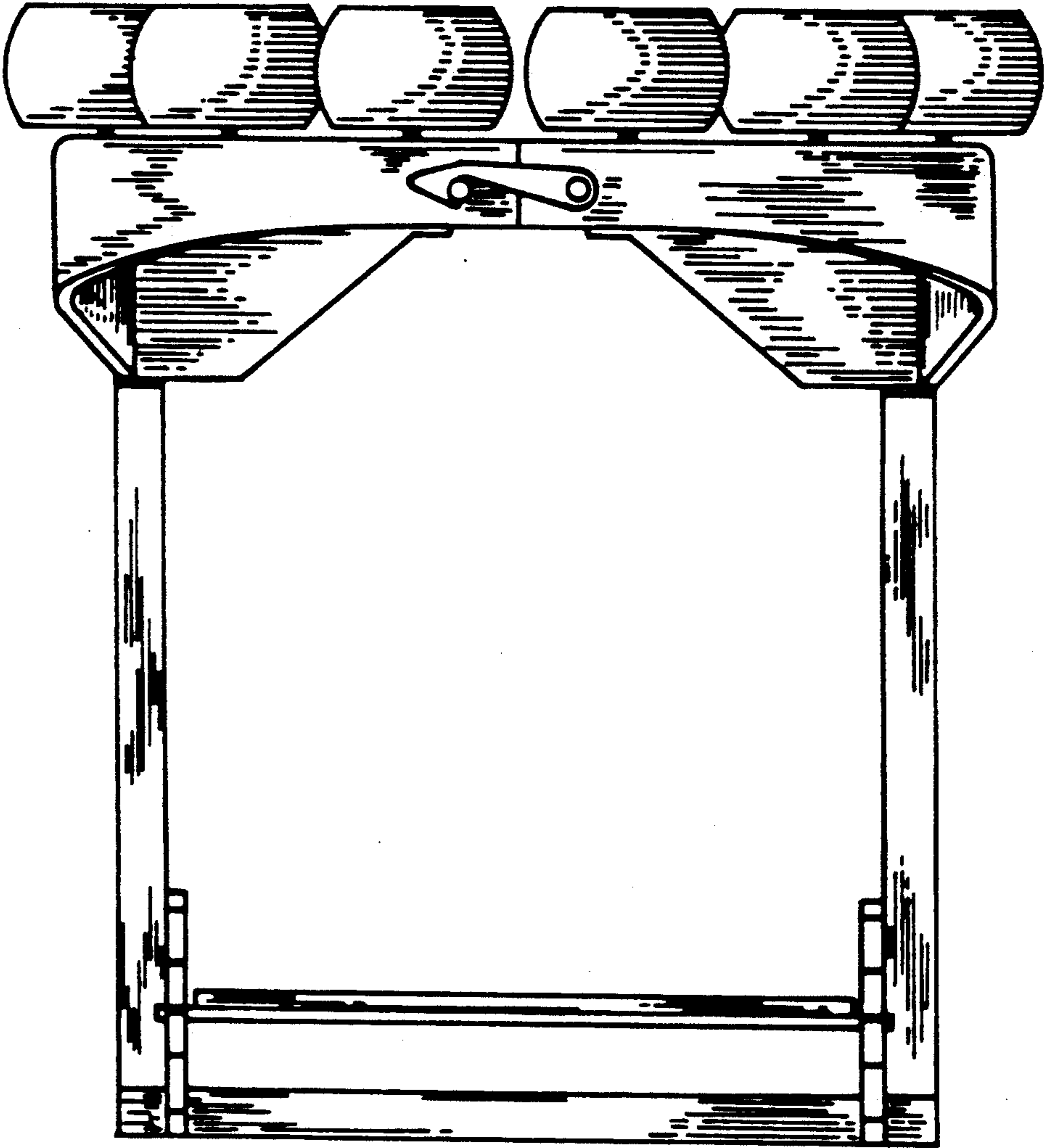




FIG. 3

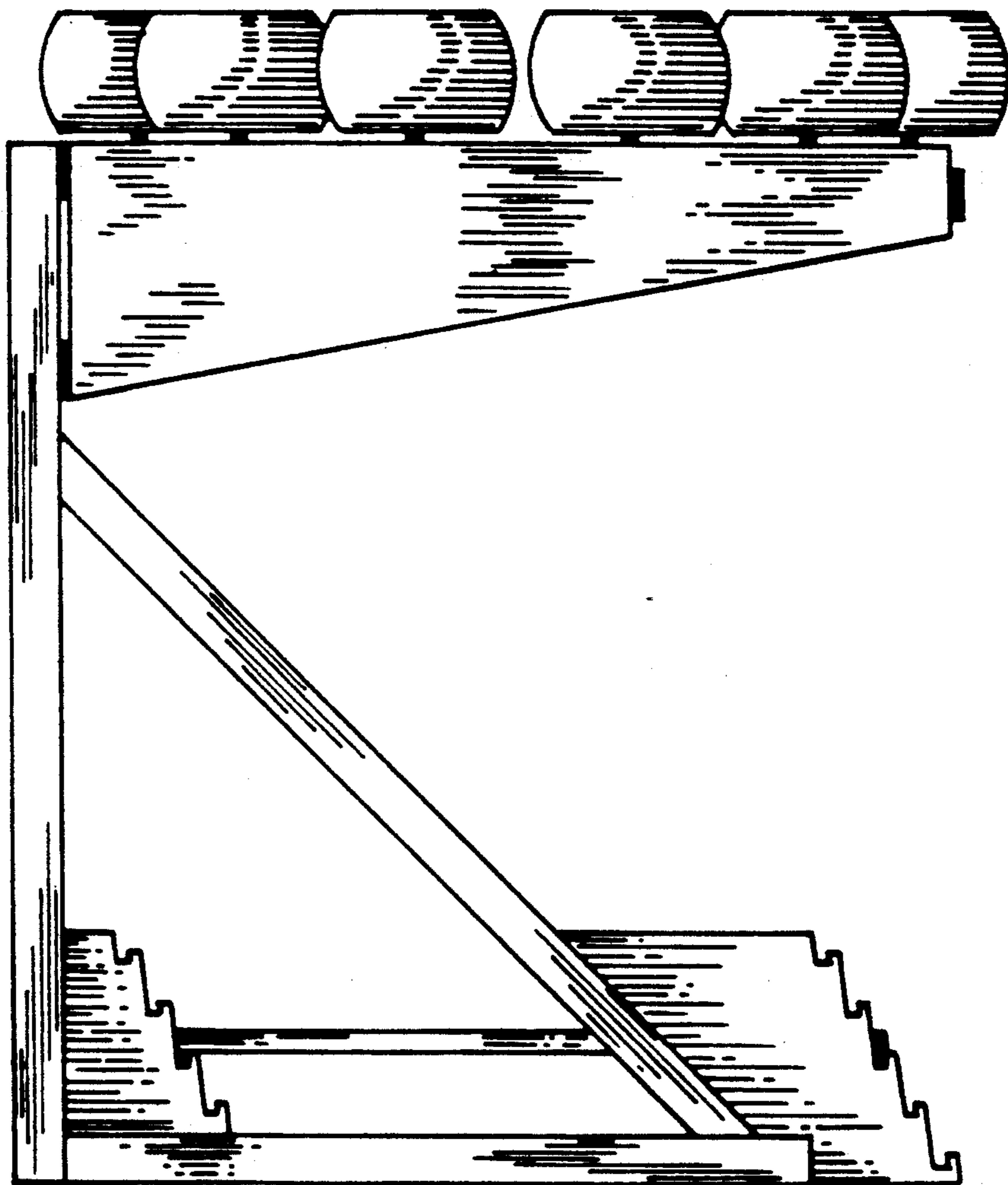


FIG. 4




FIG. 5




FIG. 6




FIG. 7

