



US00D336112S

# United States Patent [19]

[11] Patent Number: **Des. 336,112**

Miyake et al.

[45] Date of Patent: **\*\* Jun. 1, 1993**

[54] DISPLAY FOR TELLER MACHINES

[56] References Cited

[75] Inventors: **Takao Miyake; Masayoshi Kawaishi; Katsuhiko Ishida; Yukio Kanaoka**, all of Nara, Japan

U.S. PATENT DOCUMENTS

|           |        |                   |         |
|-----------|--------|-------------------|---------|
| 3,204,355 | 9/1965 | Whitman .....     | 40/607  |
| 3,396,483 | 8/1968 | Stein et al. .... | 40/607  |
| 3,579,880 | 5/1971 | Murphy .....      | 40/607  |
| 3,757,444 | 9/1973 | Magoto .....      | 40/607  |
| 4,329,801 | 5/1982 | Clausen .....     | 40/607  |
| 4,922,223 | 5/1990 | Prevot .....      | 340/908 |

[73] Assignee: **Sharp Kabushiki Kaisha**, Osaka, Japan

*Primary Examiner*—Wallace R. Burke  
*Assistant Examiner*—Marcus Jackson  
*Attorney, Agent, or Firm*—Nixon & Vanderhye

[\*\*] Term: **14 Years**

[57] **CLAIM**

[21] Appl. No.: **813,740**

The ornamental design for a display for teller machines, as shown and described.

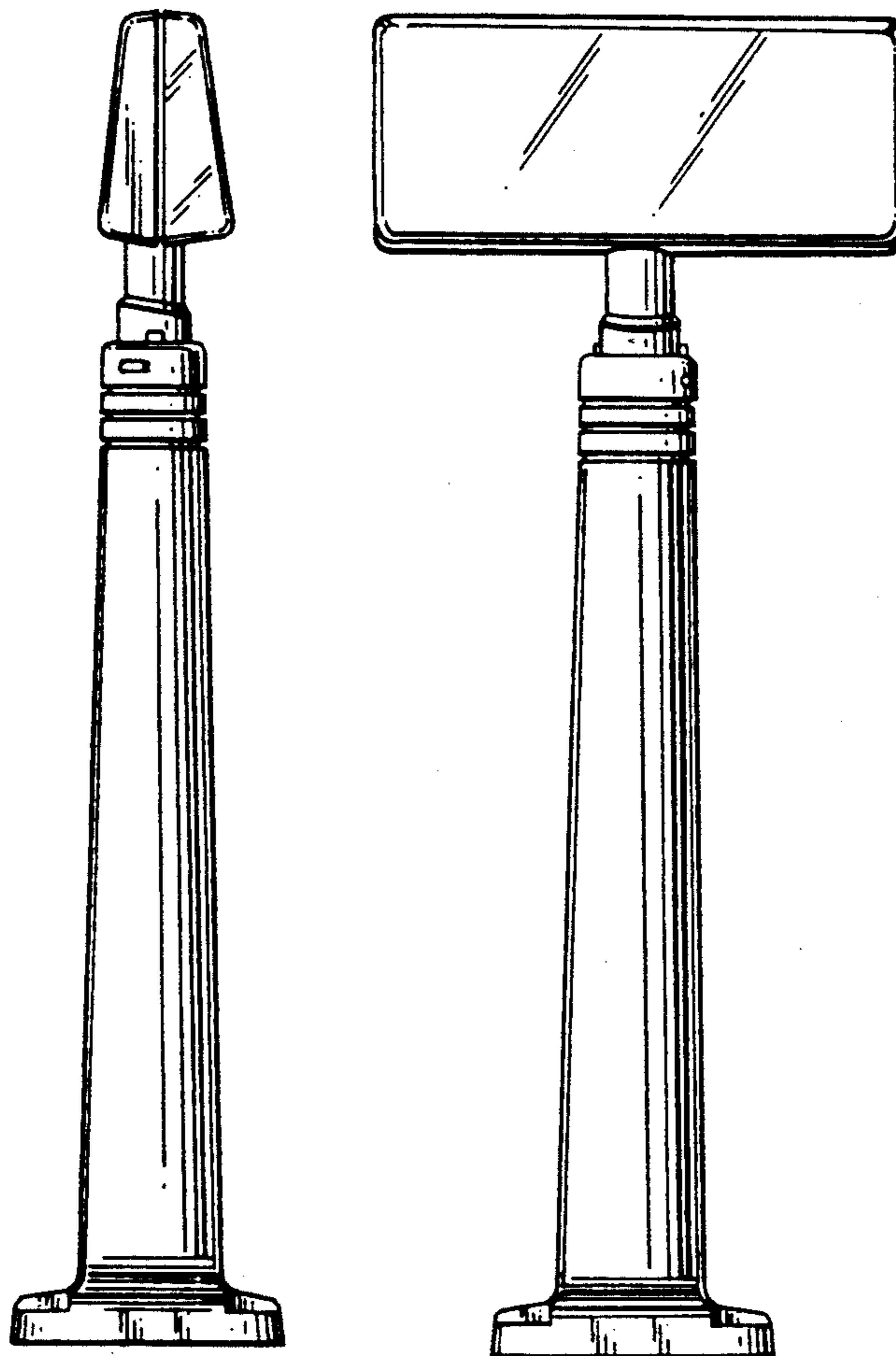
[22] Filed: **Dec. 30, 1991**

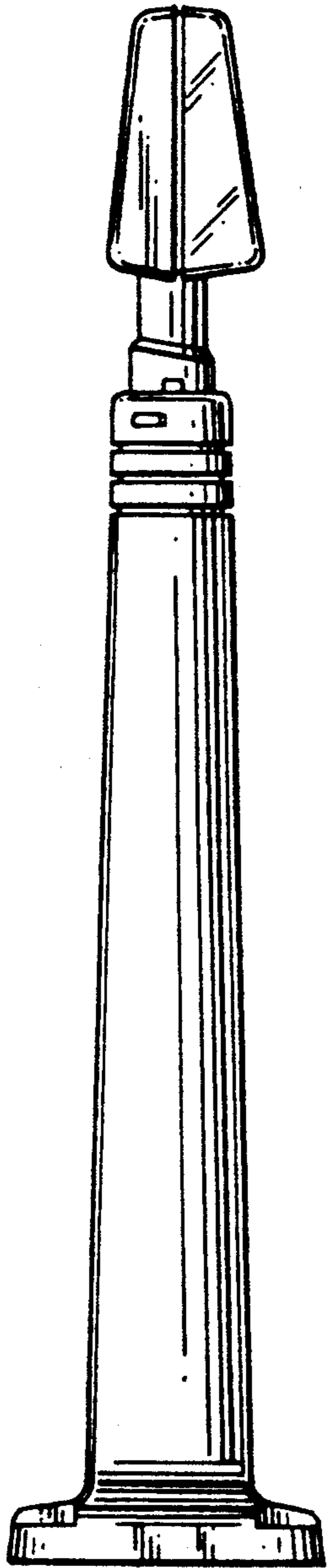
**DESCRIPTION**

[30] **Foreign Application Priority Data**

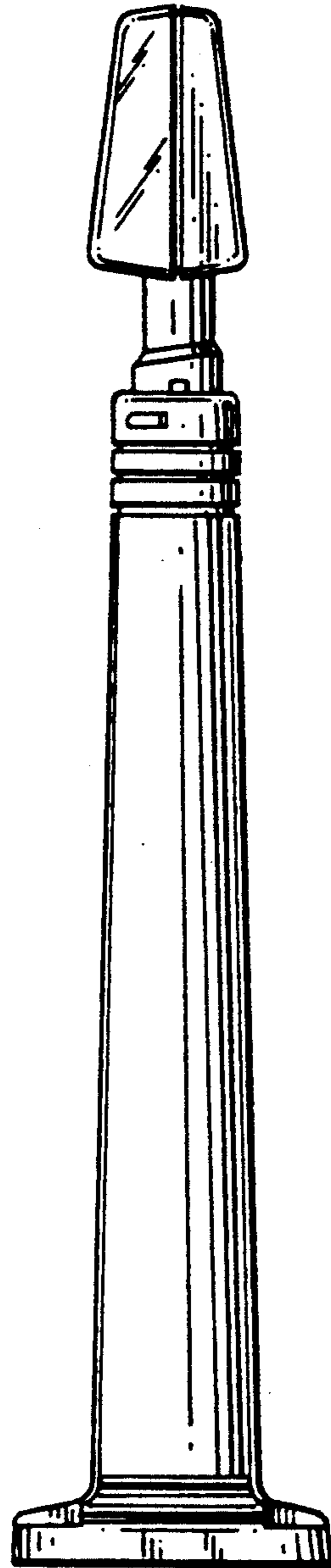
Jun. 28, 1991 [JP] Japan ..... 3-19559  
 [52] U.S. Cl. .... **D20/41**  
 [58] Field of Search ..... D20/10, 39, 18, 19,  
 D20/40, 41; 40/540, 541, 542, 544, 584, 585,  
 606, 607, 618, 624; 340/908

FIG. 1 is a left side elevational view of a display for teller machines showing our new design;  
 FIG. 2 is a right side elevational view thereof;  
 FIG. 3 is a top plan view thereof;  
 FIG. 4 is a bottom plan view thereof;  
 FIG. 5 is a front elevational view thereof; and,  
 FIG. 6 is a rear elevational view thereof.






*Fig. 1*

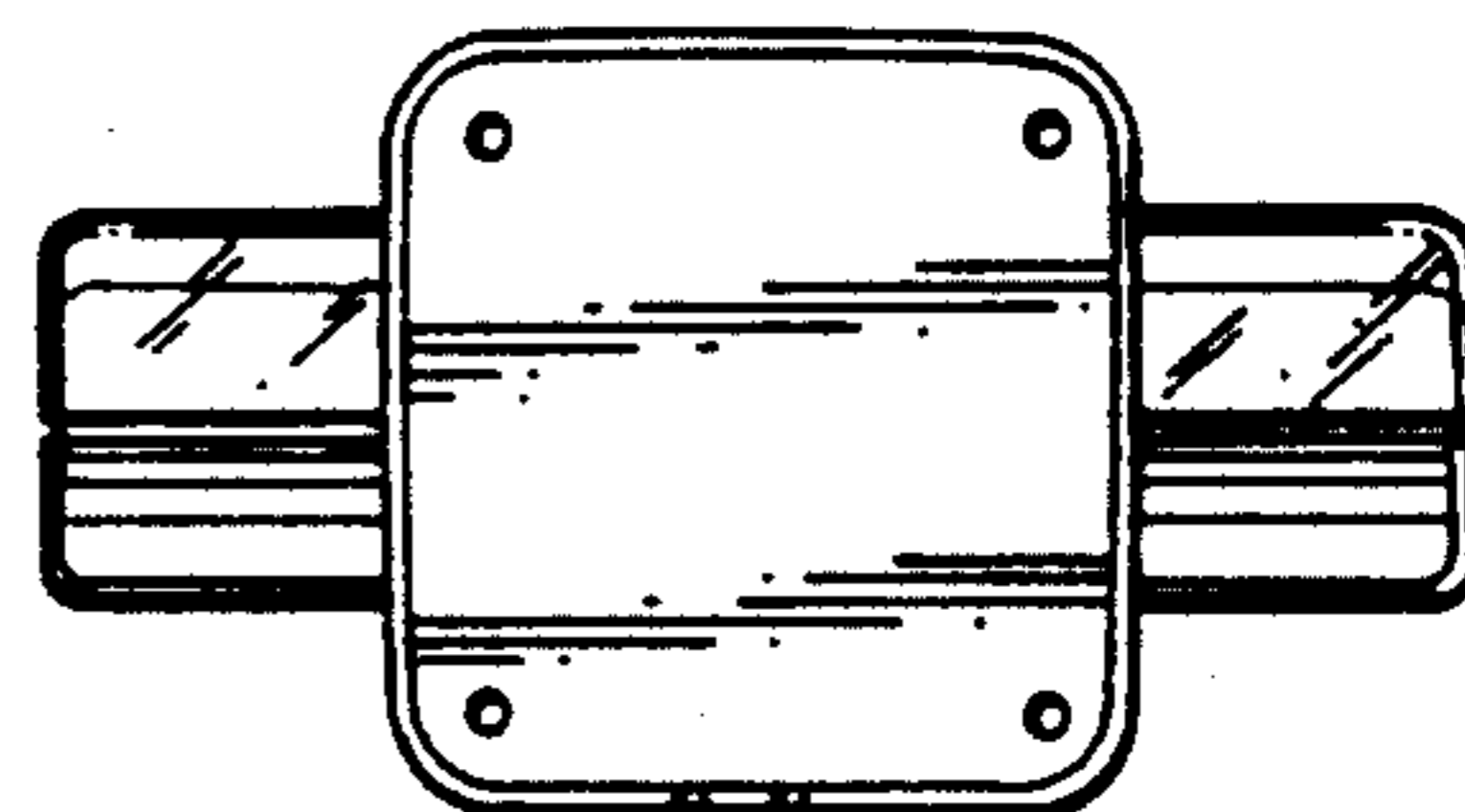


*Fig. 2*

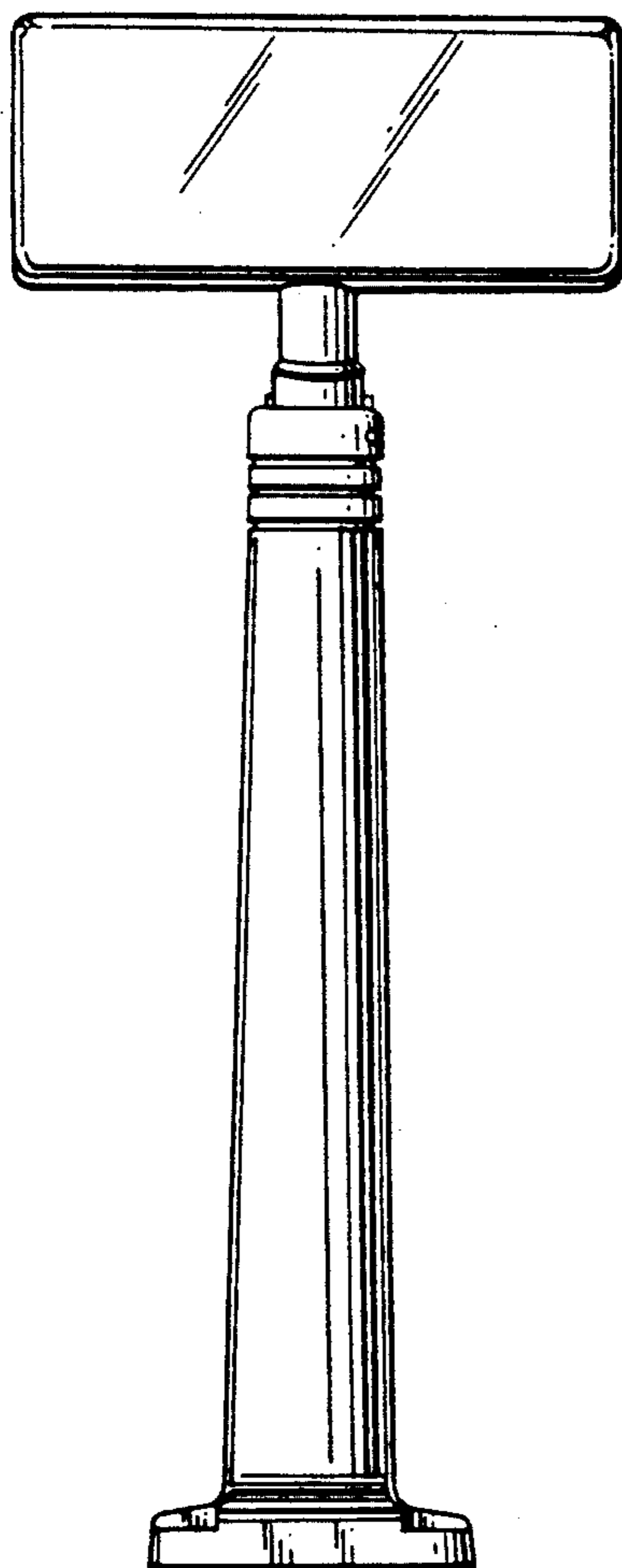
*Fig. 3*



*Fig. 4*



*Fig. 5*



*Fig. 6*

