



US00D336097S

United States Patent [19]

[11] Patent Number: **Des. 336,097**

Wiedner

[45] Date of Patent: **** Jun. 1, 1993**

[54] **PROTECTIVE GOGGLES**

4,741,611 5/1988 Burns 351/44
4,951,322 8/1990 Lin 351/44

[75] Inventor: **Klaus Wiedner, Fürth/Bay, Fed. Rep. of Germany**

OTHER PUBLICATIONS

Brigade Quartermasters Summer 1988 p. 47.

[73] Assignee: **Uvex Winter Optik GMBH, Furth/Bay, Fed. Rep. of Germany**

Primary Examiner—Bernard Ansher

Assistant Examiner—R. Barkai

Attorney, Agent, or Firm—Browdy and Neimark

[**] Term: **14 Years**

[21] Appl. No.: **778,718**

[57] CLAIM

[22] Filed: **Oct. 18, 1991**

The ornamental design for protective goggles, as shown and described.

[30] Foreign Application Priority Data

Apr. 20, 1991 [DE] Fed. Rep. of Germany 9102821

[52] U.S. Cl. **D16/102**

[58] Field of Search D16/101, 102, 107, 111-112, D16/116-117, 121; 351/44-46, 57-58, 62, 136, 156-158; 2/435, 439, 452

DESCRIPTION

FIG. 1 is a perspective view from the front and slightly above of the protective goggles in accordance with the present invention;

FIG. 2 is a top plan view thereof more clearly displaying two side pieces of the protective goggles which extend backwardly in the direction of the user's face from their upper rim; and,

FIG. 3 is an elevational view from the left side thereof, the right side elevational view being a mirror image thereof.

[56] References Cited

U.S. PATENT DOCUMENTS

D. 321,703 11/1991 Grau D16/112
D. 330,560 10/1992 Dweck D16/102

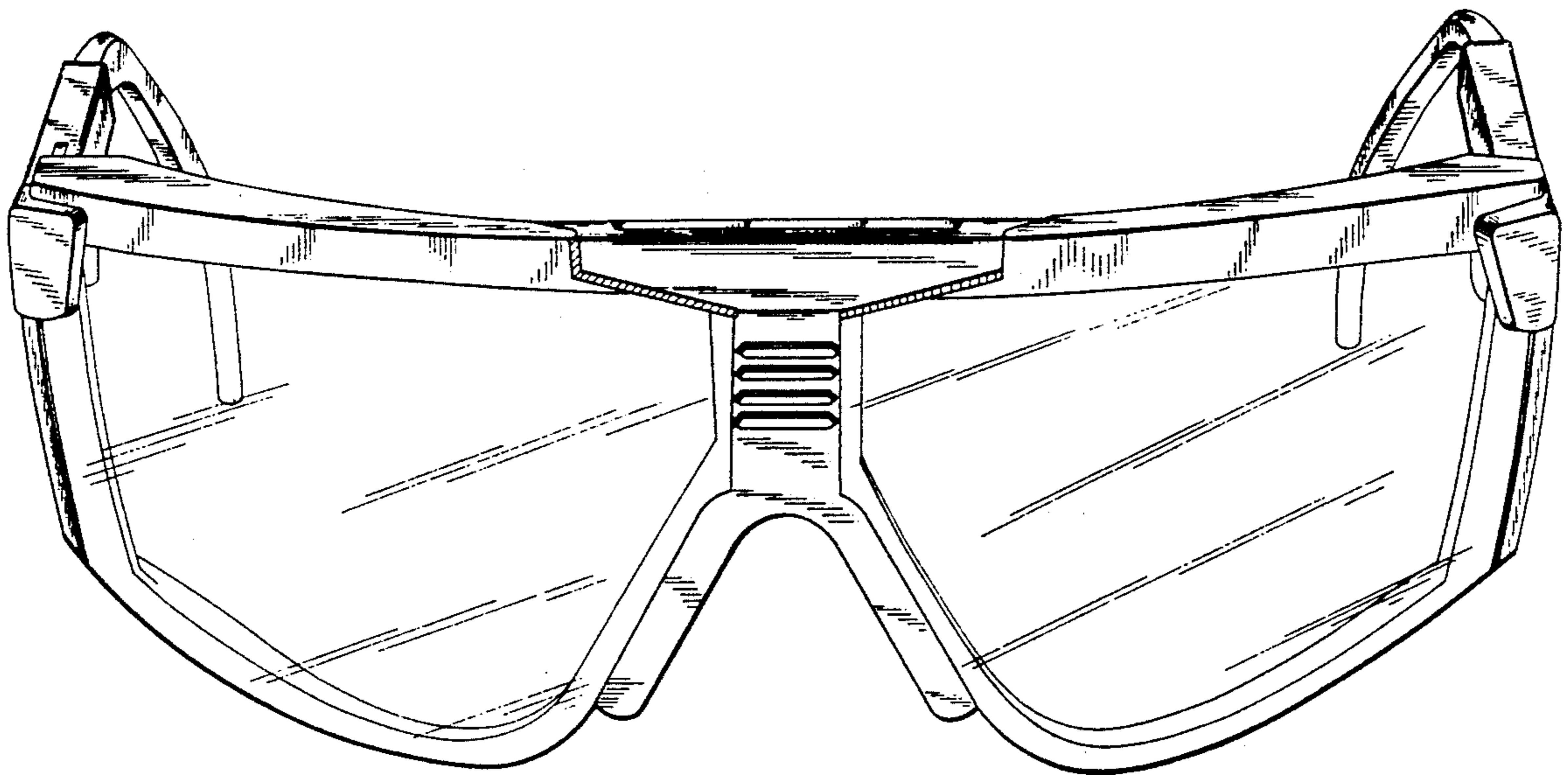


FIG. 1

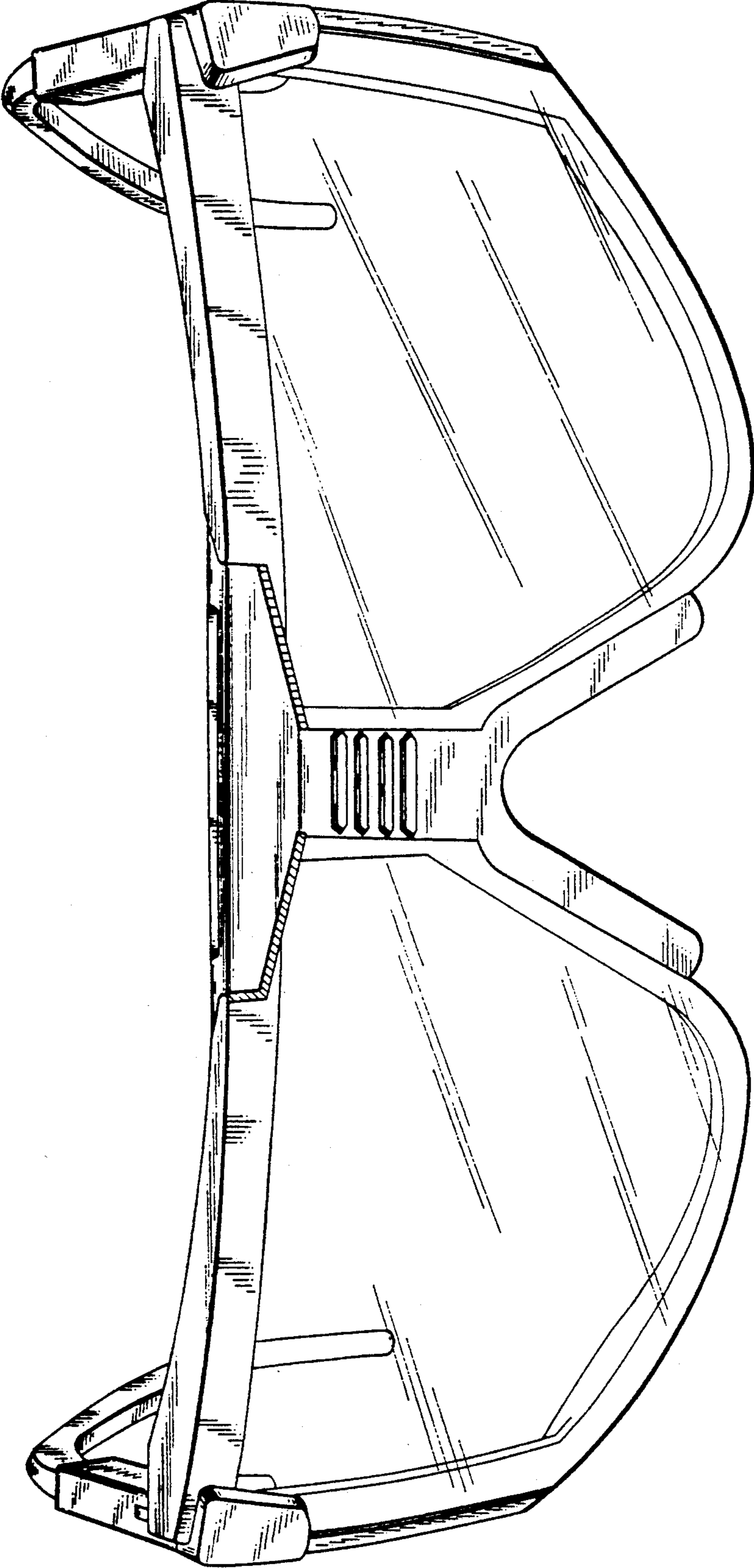


FIG. 2

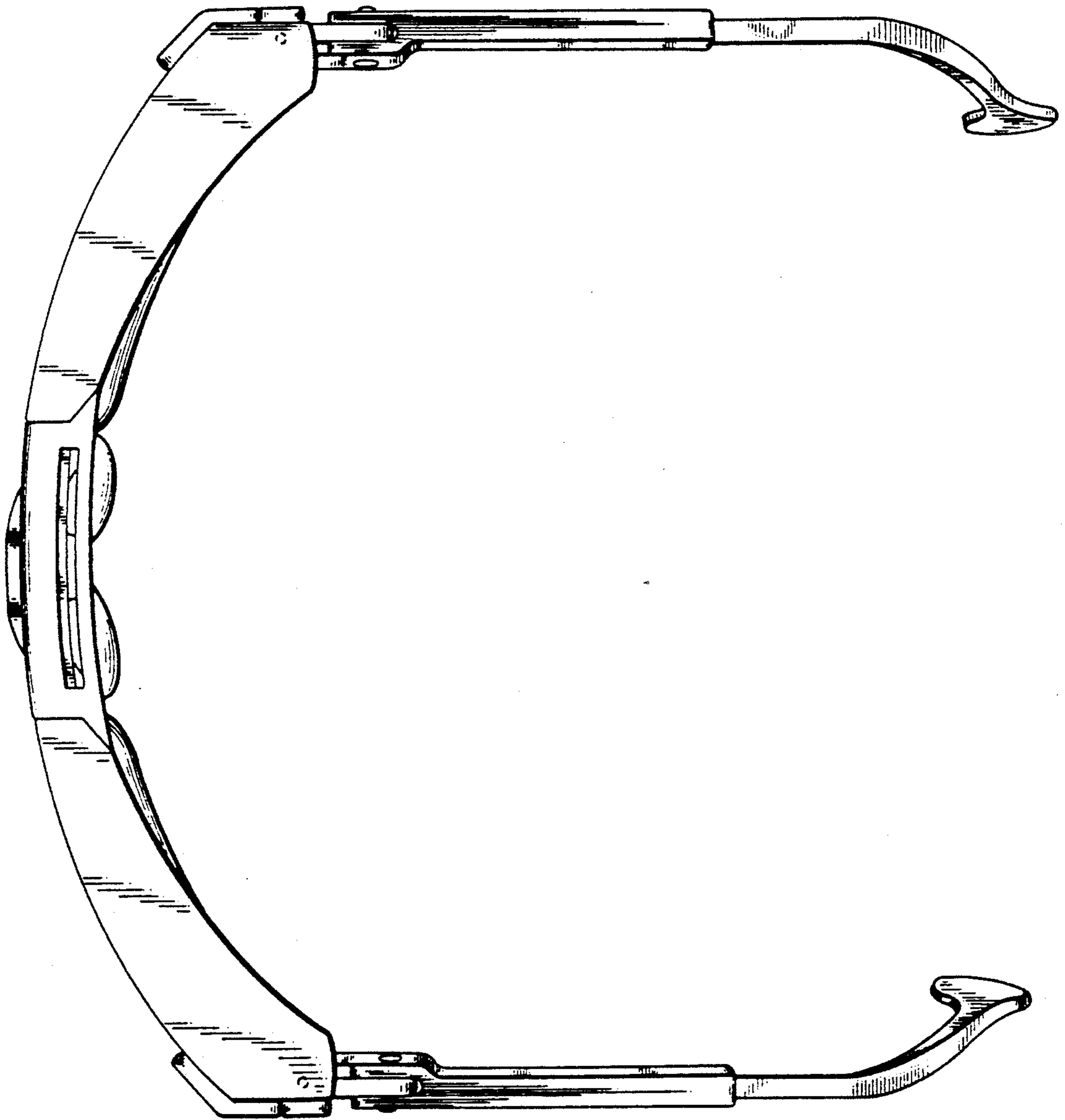


FIG. 3

