



US00D336086S

United States Patent [19]

[11] Patent Number: **Des. 336,086**

Ogawa

[45] Date of Patent: **** Jun. 1, 1993**

[54] **MAGNETIC AUDIO TAPE CASSETTE**

D. 245,908 9/1977 Kishi D14/121
D. 276,910 12/1984 Lohrer et al. D14/121
D. 307,582 5/1990 Elliott et al. D14/121

[75] Inventor: **Yoshio Ogawa, Kanagawa, Japan**

[73] Assignee: **Sony Corporation, Tokyo, Japan**

Primary Examiner—Theodore M. Shooman
Attorney, Agent, or Firm—Lewis H. Eslinger; Jay H. Maioli

[**] Term: **14 Years**

[21] Appl. No.: **517,602**

[57] **CLAIM**

[22] Filed: **May 2, 1990**

The ornamental design for a magnetic audio tape cassette, as shown and described.

[30] **Foreign Application Priority Data**

DESCRIPTION

Nov. 2, 1989 [JP] Japan 1-40172

[52] U.S. Cl. **D14/121**

[58] Field of Search D14/114, 120-122;
242/71.8, 197-199

FIG. 1 is a front elevational view of a magnetic audio tape cassette, showing my new design;
FIG. 2 is a rear elevational view thereof;
FIG. 3 is an left-side elevational view thereof, the right-side being a mirror image thereof;
FIG. 4 is a top plan view thereof; and,
FIG. 5 is a bottom plan view thereof.

[56] **References Cited**

U.S. PATENT DOCUMENTS

D. 223,029 2/1972 Weiss et al. D14/121




FIG. 1





FIG. 4

FIG. 2




FIG. 3



FIG. 5

