



US00D336085S

# United States Patent [19]

[11] Patent Number: **Des. 336,085**

Ogawa

[45] Date of Patent: **\*\* Jun. 1, 1993**

[54] **MAGNETIC AUDIO TAPE CASSETTE**

D. 223,029 2/1972 Weiss et al. .... D14/121

[75] Inventor: **Yoshio Ogawa, Yokohama, Japan**

D. 236,502 8/1975 Saito ..... D14/121

[73] Assignee: **Sony Corporation, Tokyo, Japan**

D. 276,910 12/1984 Lohrer et al. .... D14/121

[\*\*] Term: **14 Years**

*Primary Examiner*—Theodore M. Shooman  
*Attorney, Agent, or Firm*—Lewis H. Eslinger; Jay H. Maioli

[21] Appl. No.: **517,228**

[57] **CLAIM**

[22] Filed: **May 1, 1990**

The ornamental design for a magnetic audio tape cassette, as shown and described.

[30] **Foreign Application Priority Data**

**DESCRIPTION**

Nov. 2, 1989 [JP] Japan ..... 1-40174

[52] U.S. Cl. .... **D14/121**


[58] Field of Search ..... D14/114, 120-122;  
242/71.8, 197-199

FIG. 1 is a front elevational view of a magnetic audio tape cassette, showing my new design;  
FIG. 2 is a rear elevational view thereof;  
FIG. 3 is an left-side elevational view thereof, the right-side being a mirror image thereof;  
FIG. 4 is a top plan view thereof; and,  
FIG. 5 is a bottom plan view thereof.



[56] **References Cited**

**U.S. PATENT DOCUMENTS**

D. 221,438 8/1971 Saito ..... D14/121




*FIG. 1*



*FIG. 4*

*FIG. 2*



*FIG. 3*



*FIG. 5*

