



US00D336050S

# United States Patent [19] Sylk

[11] Patent Number: **Des. 336,050**

[45] Date of Patent: **\*\* Jun. 1, 1993**

[54] **BASEBALL GAME COUNTER**

3,455,273 7/1969 Willingham, Jr. .... 116/223

4,331,098 5/1982 Rubano ..... 116/225

4,785,982 11/1988 Iwamura et al. .... 224/177

[76] Inventor: **Richard Sylk, 539 County Line Rd.,  
Wayne, Pa. 19087**

[\*\*] Term: **14 Years**

*Primary Examiner*—Bernard Ansher  
*Assistant Examiner*—Prabhakar Deshmukh  
*Attorney, Agent, or Firm*—Eckert, Seamans, Cherin &  
Mellott

[21] Appl. No.: **545,452**

[22] Filed: **Jun. 26, 1990**

### [57] CLAIM

[52] U.S. Cl. .... **D10/46.1**

The ornamental design for a baseball game counter, as shown and described.

[58] Field of Search ..... D10/46.1, 30, 32;  
235/104; 116/222, 225, 279, 286, DIG. 28;  
224/164, 180, 903, 177

### DESCRIPTION

### [56] References Cited

#### U.S. PATENT DOCUMENTS

D. 52,670	11/1918	Murchey	.....	D10/46.1
D. 256,677	9/1980	Muramatsu	.....	D10/30 X
D. 295,836	5/1988	Campbell	.....	D10/46.1
D. 319,192	8/1991	Beitz	.....	D10/32
1,701,339	2/1929	Roy	.....	224/117 X
2,065,657	12/1936	Coleman	.....	224/180 X

FIG. 1 is a perspective view of a baseball game counter showing my new design;

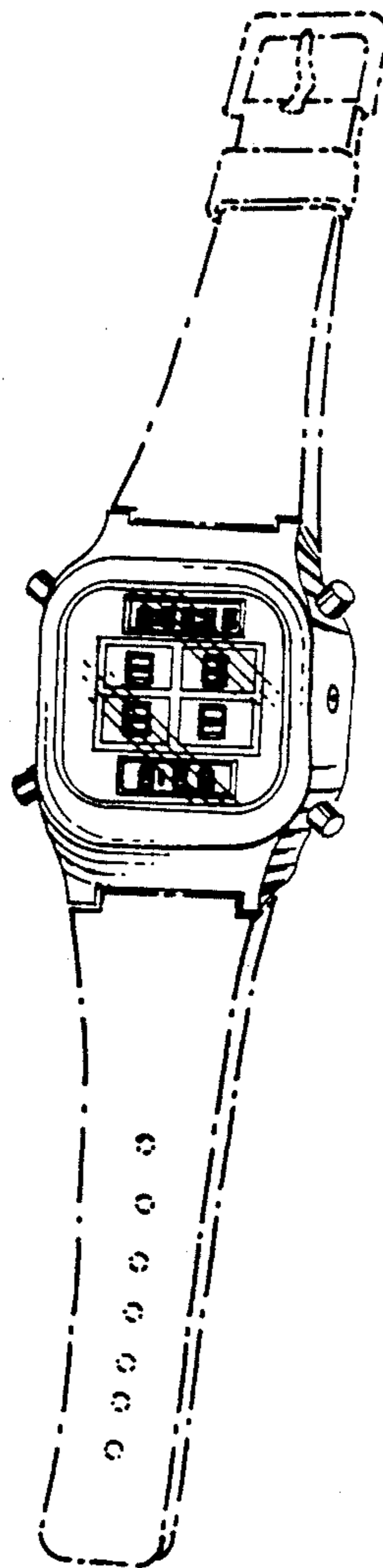
FIG. 2 is a bottom plan view thereof;

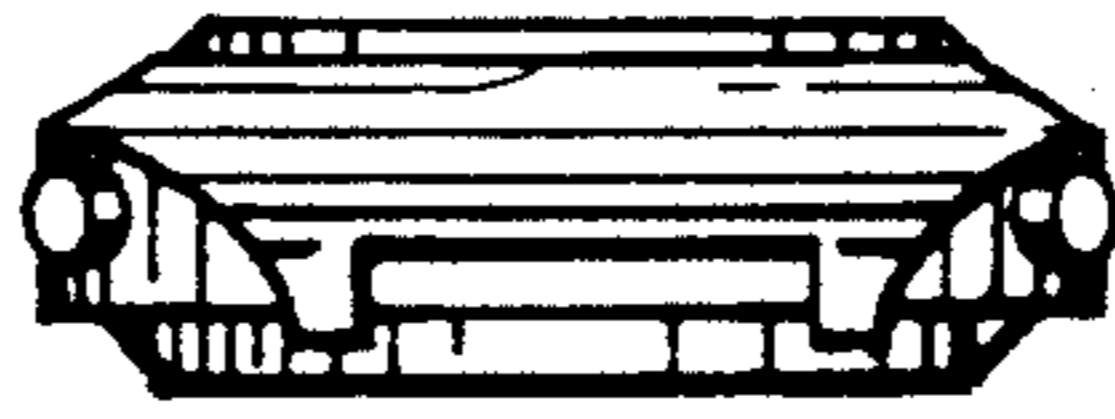
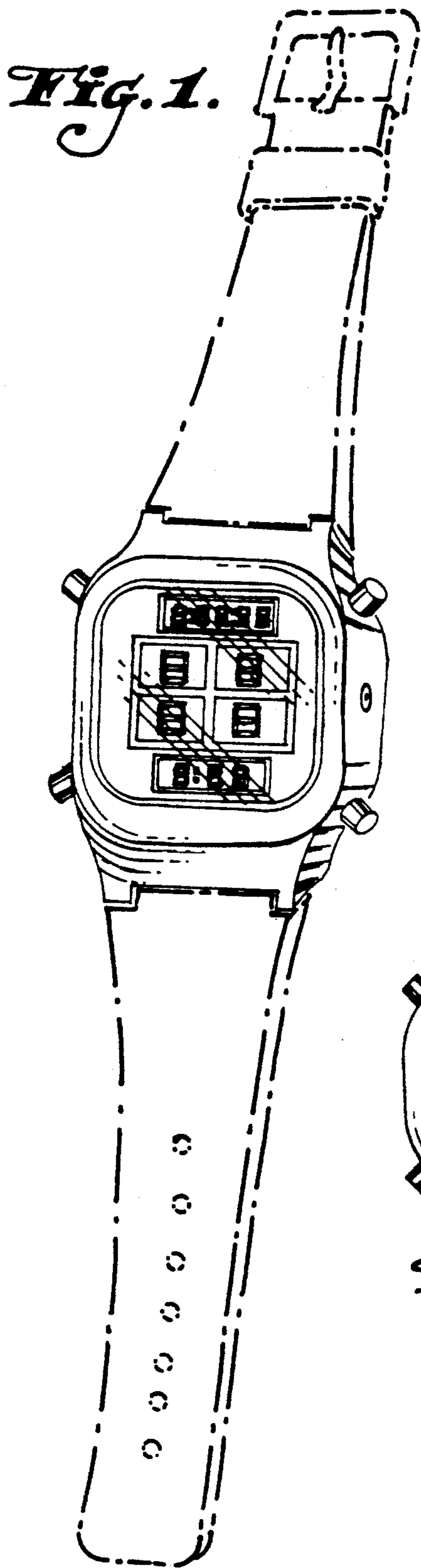
FIG. 3 is a left side elevational view thereof;

FIG. 4 is a right side elevational view thereof; and,

FIG. 5 is a rear elevational view thereof.


The broken line showing of a wriststrap is for illustrative purposes only and forms no part of the claimed design.






*Fig. 2.*

*Fig. 3.*



*Fig. 4.*



*Fig. 5.*