



US00D336022S

United States Patent [19]

Archambault

[11] Patent Number: **Des. 336,022**

[45] Date of Patent: **** Jun. 1, 1993**

[54] TIP FOR A FISHTAPE

[76] Inventor: **Larry J. Archambault**, 74 Pasadena Ave., Lodi, N.J. 07644

[**] Term: **14 Years**

[21] Appl. No.: **674,034**

[22] Filed: **Mar. 25, 1991**

[52] U.S. Cl. **D8/14; D8/375**

[58] Field of Search **D8/51, 375, 14; 254/134.3 FT, 134.3 R; 15/104.31, 104.32, 104.33, 242, 243, 249**

3,110,478	11/1963	Bostick	254/134.3 FT
4,230,305	10/1980	Comroe	254/134.3 FT
4,498,212	2/1985	Davis	15/104.31

Primary Examiner—Bernard Ansher
Assistant Examiner—P. Hyder
Attorney, Agent, or Firm—Samuelson & Jacob

[57] **CLAIM**

The ornamental design for a tip for a fishtape, as shown and described.


DESCRIPTION

FIG. 1 is a front elevational view of a tip for a fishtape showing my new design, the rear elevational view being a mirror image thereof;
FIG. 2 is a top plan view thereof;
FIG. 3 is a bottom plan view thereof;
FIG. 4 is a right side elevational view thereof;
FIG. 5 is a left side elevational view thereof; and,
FIG. 6 is a top, front, left side perspective view thereof.

[56] **References Cited**

U.S. PATENT DOCUMENTS

D. 167,062	6/1952	Touney	D8/375
D. 200,462	3/1965	Teague	D8/375
D. 282,439	2/1986	Kotzin	D8/375
2,818,591	1/1958	Joynes	15/104.31



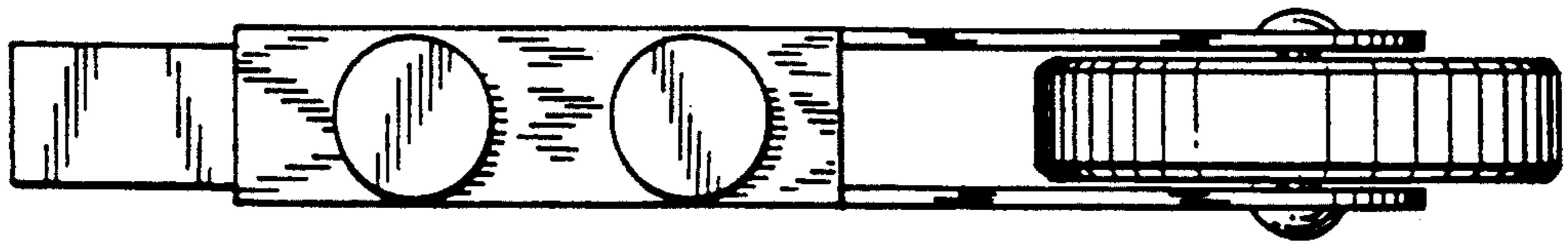


FIG. 2

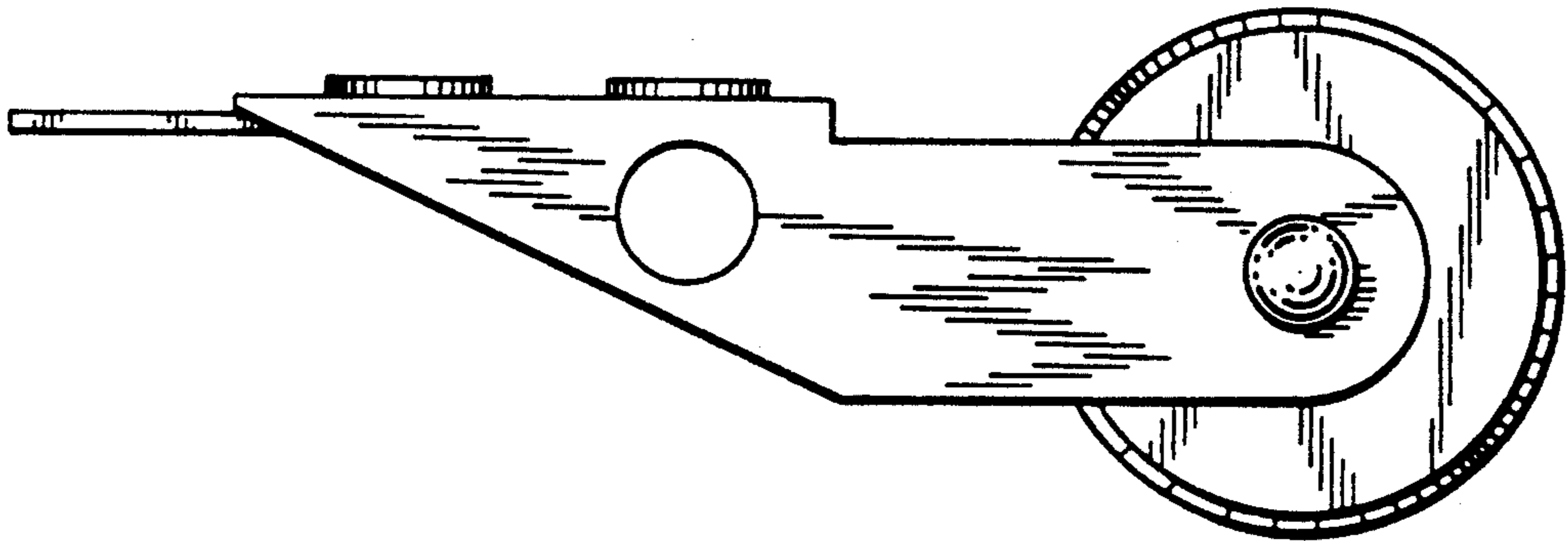


FIG. 1




FIG. 3

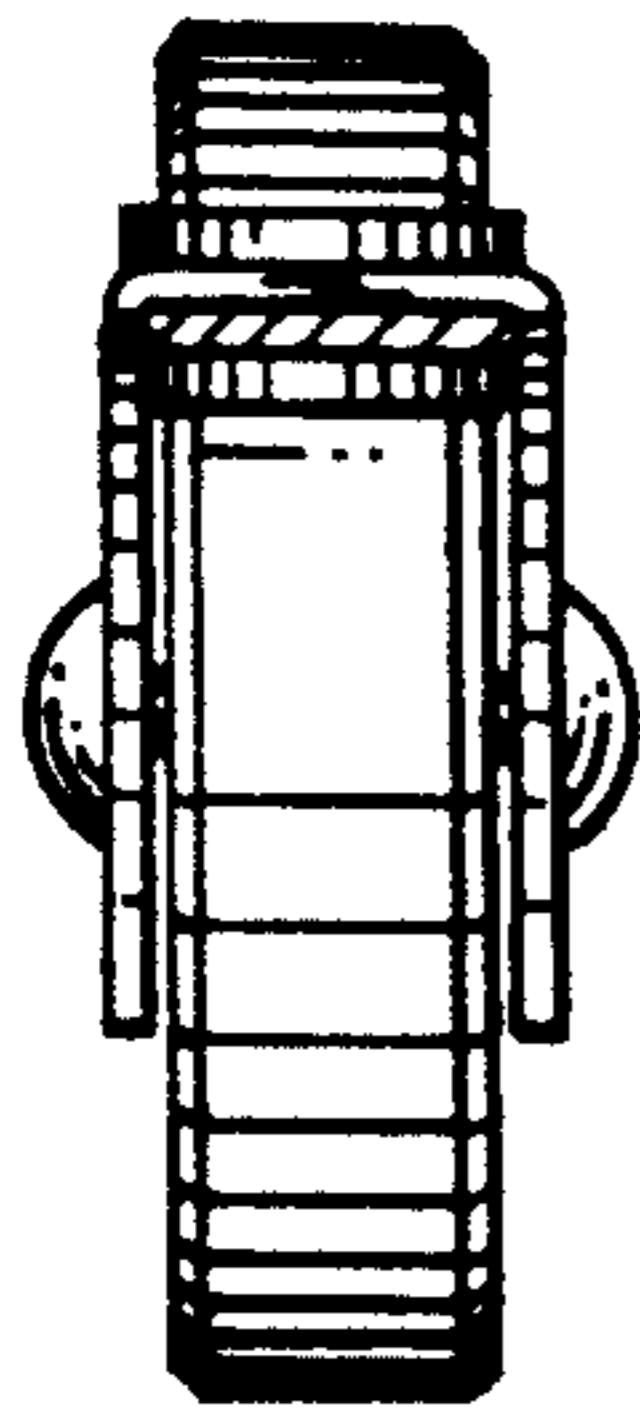


FIG. 5

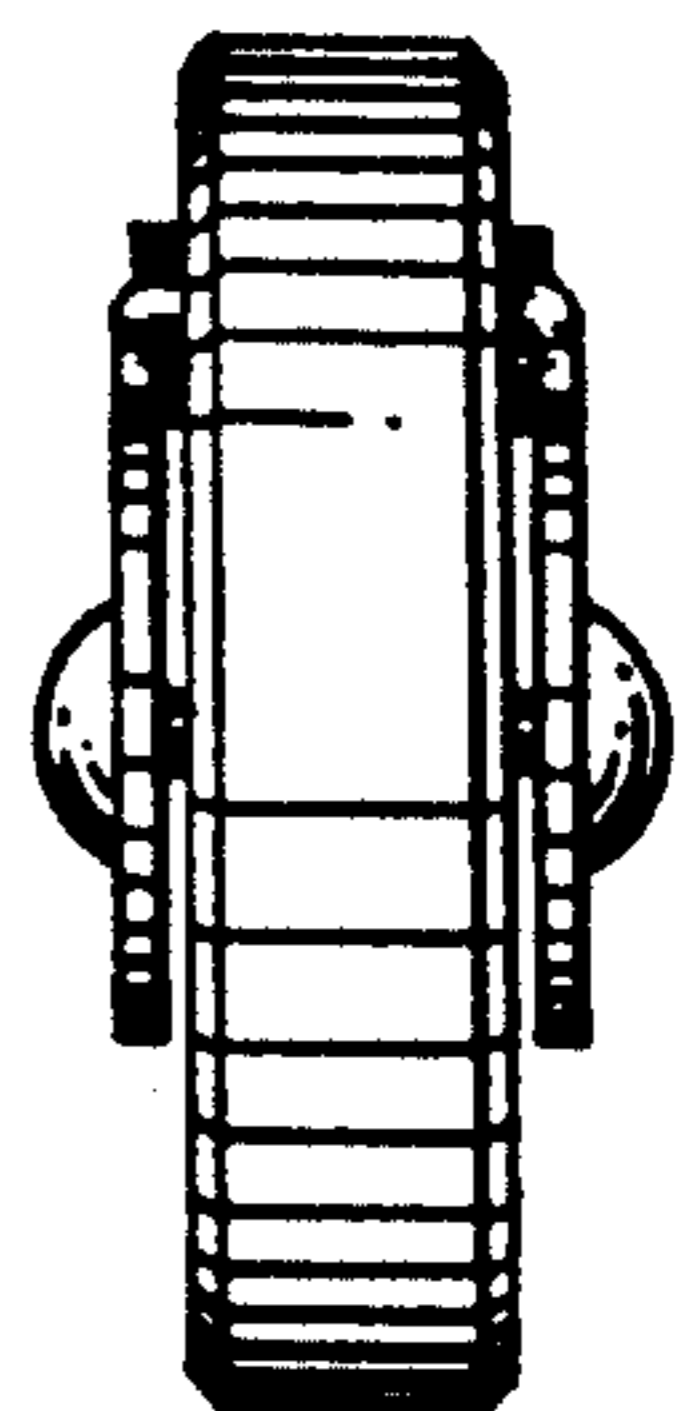


FIG. 4




FIG. 6