



US00D336000S

United States Patent [19]

[11] Patent Number: **Des. 336,000**

Barrault

[45] Date of Patent: **** Jun. 1, 1993**

[54] **COFFEE MAKER**

[75] Inventor: **Jean-Louis Barrault,**
Boulogne-Billancourt, France

[73] Assignee: **Moulinex (Societe Anonyme),**
Bagnolet, France

[**] Term: **14 Years**

[21] Appl. No.: **543,579**

[22] Filed: **Jun. 26, 1990**

[30] **Foreign Application Priority Data**

Mar. 21, 1990 [FR] France 901.834

[52] U.S. Cl. **D7/309; D7/311**

[58] Field of Search **D7/300, 305, 306, 307,**
D7/308, 309, 310, 311, 312, 313; 97/275, 279

[56] **References Cited**

U.S. PATENT DOCUMENTS

D. 283,779 5/1986 Beeren D7/309
D. 312,743 12/1990 Osit D7/305

D. 317,099 5/1991 Micoley D7/309
D. 317,996 7/1991 Jack D7/309
D. 327,601 7/1992 Beeren et al. D7/307
D. 328,217 7/1992 Beeren D7/309
4,083,294 4/1978 Petry D7/309 X

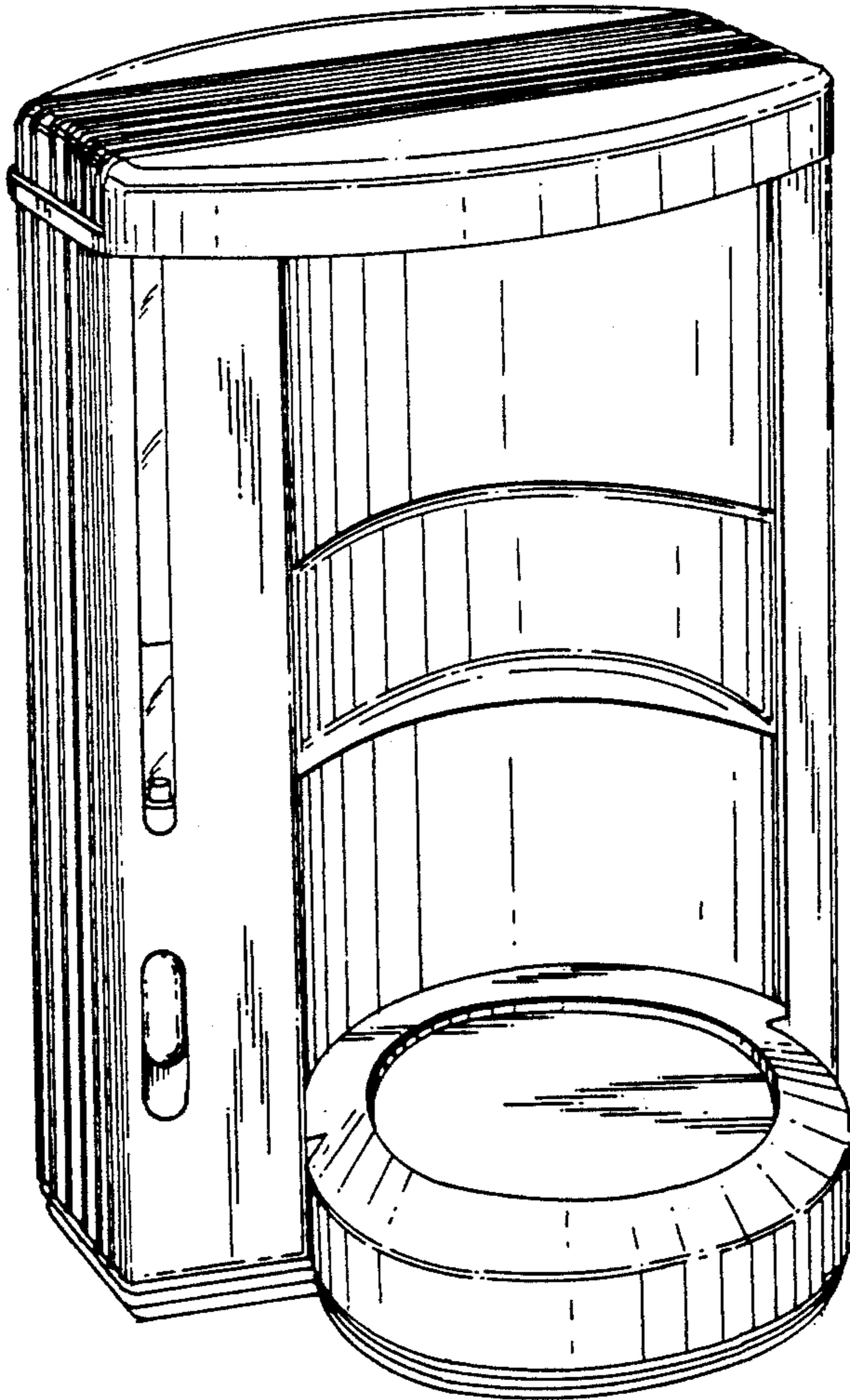
Primary Examiner—Alan P. Douglas
Assistant Examiner—M. N. Pandozzi
Attorney, Agent, or Firm—Young & Thompson

[57] **CLAIM**

The ornamental design for a coffee maker, as shown.

DESCRIPTION

FIG. 1 is a top, front and side perspective view of a coffee maker showing my new design;
FIG. 2 is a front elevational view thereof;
FIG. 3 is a rear elevational view thereof;
FIG. 4 is a side elevational view thereof from the right of FIG. 2;
FIG. 5 is a side elevational view thereof from the left of FIG. 2;
FIG. 6 is a top plan view thereof; and,
FIG. 7 is a bottom plan view thereof.



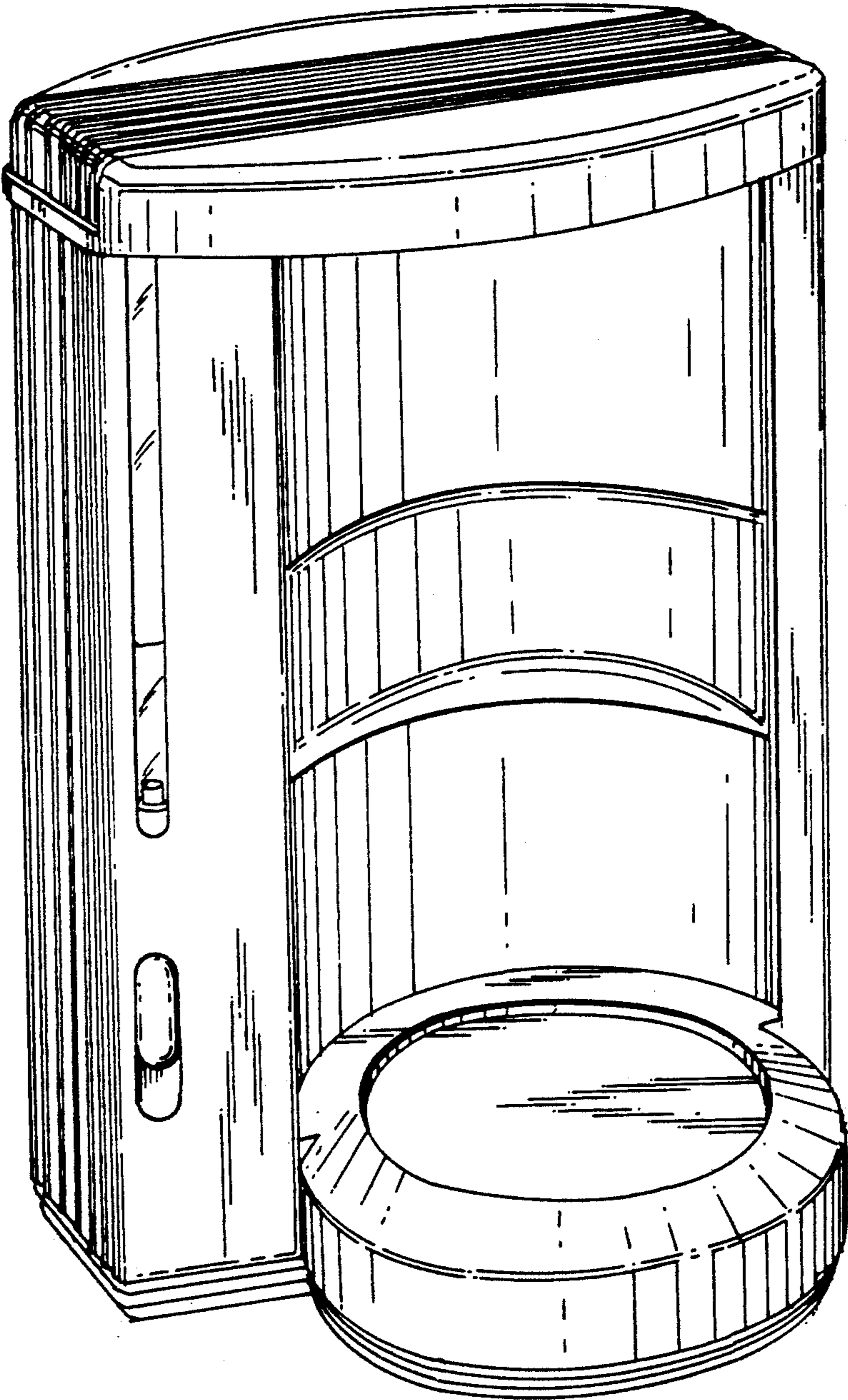


FIG. 1




FIG. 3




FIG. 2




FIG. 5




FIG. 4

FIG. 6

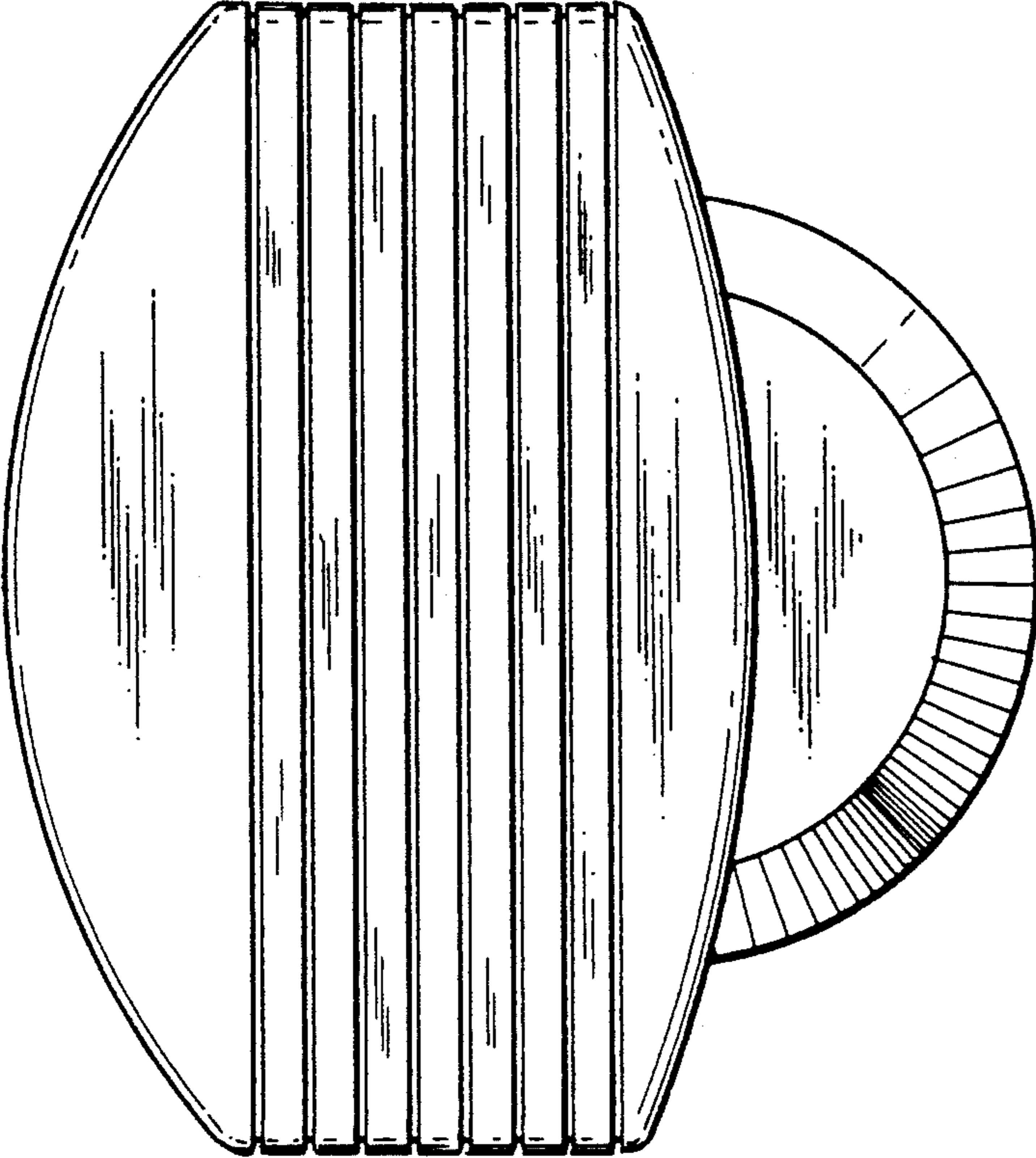


FIG. 7

