



US00D335998S

# United States Patent [19]

[11] Patent Number: **Des. 335,998**

Sadler

[45] Date of Patent: **\*\* Jun. 1, 1993**

[54] **ELECTRIC SHIELD TO BE PLACED OVER A BABY TO RETAIN ITS BODY HEAT**

[76] Inventor: **Steven L. Sadler, 6762 Warner K-10, Huntington Beach, Calif. 92647**

[\*\*] Term: **14 Years**

[21] Appl. No.: **631,048**

[22] Filed: **Dec. 20, 1990**

[52] U.S. Cl. .... **D6/603**

[58] Field of Search ..... **D6/603, 595, 596; 219/212; 5/421, 504.1, 505.1, 284**

[56] **References Cited**

**U.S. PATENT DOCUMENTS**

D. 327,711	7/1992	Heinhold .....	D21/26
2,563,399	8/1951	Doane .....	5/284
2,579,964	12/1951	Reynolds .....	5/284
3,898,427	8/1975	Levin et al. ....	5/284
4,525,884	7/1985	Tolley .....	5/421

**FOREIGN PATENT DOCUMENTS**

358891 9/1922 Fed. Rep. of Germany ..... 5/505.1

*Primary Examiner*—Wallace R. Burke

*Assistant Examiner*—Lisa Lichtenstein

*Attorney, Agent, or Firm*—Leon Gilden

[57] **CLAIM**

The ornamental design for a electric shield to be placed over a baby to retain its body heat, as shown.

**DESCRIPTION**

FIG. 1 is a front elevational view of the electric shield to be placed over a baby to retain its body heat showing my new design;

FIG. 2 is a rear elevational view thereof;

FIG. 3 is an enlarged left side elevational view thereof;

FIG. 4 is an enlarged right side elevational view thereof;

FIG. 5 is a top plan view thereof;

FIG. 6 is a bottom plan view thereof; and,

FIG. 7 is a perspective view thereof.




FIG. 1

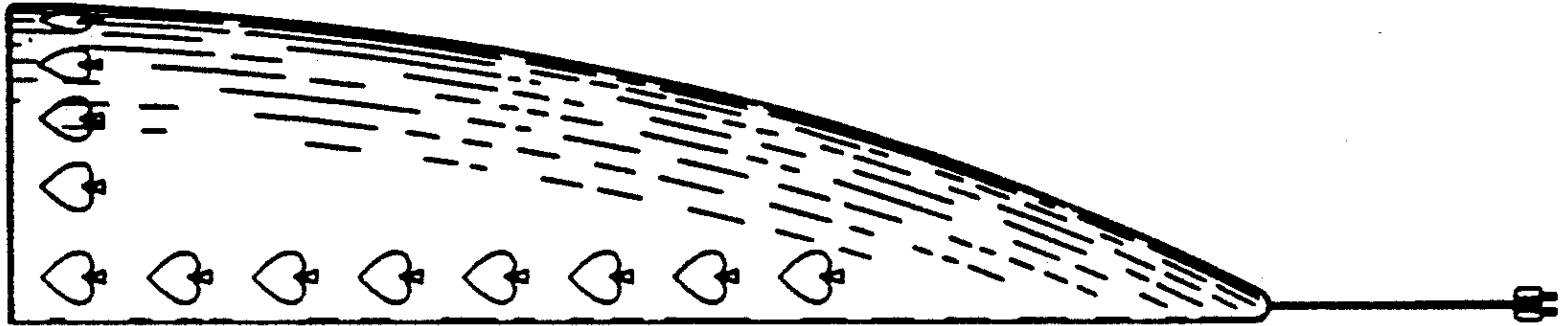

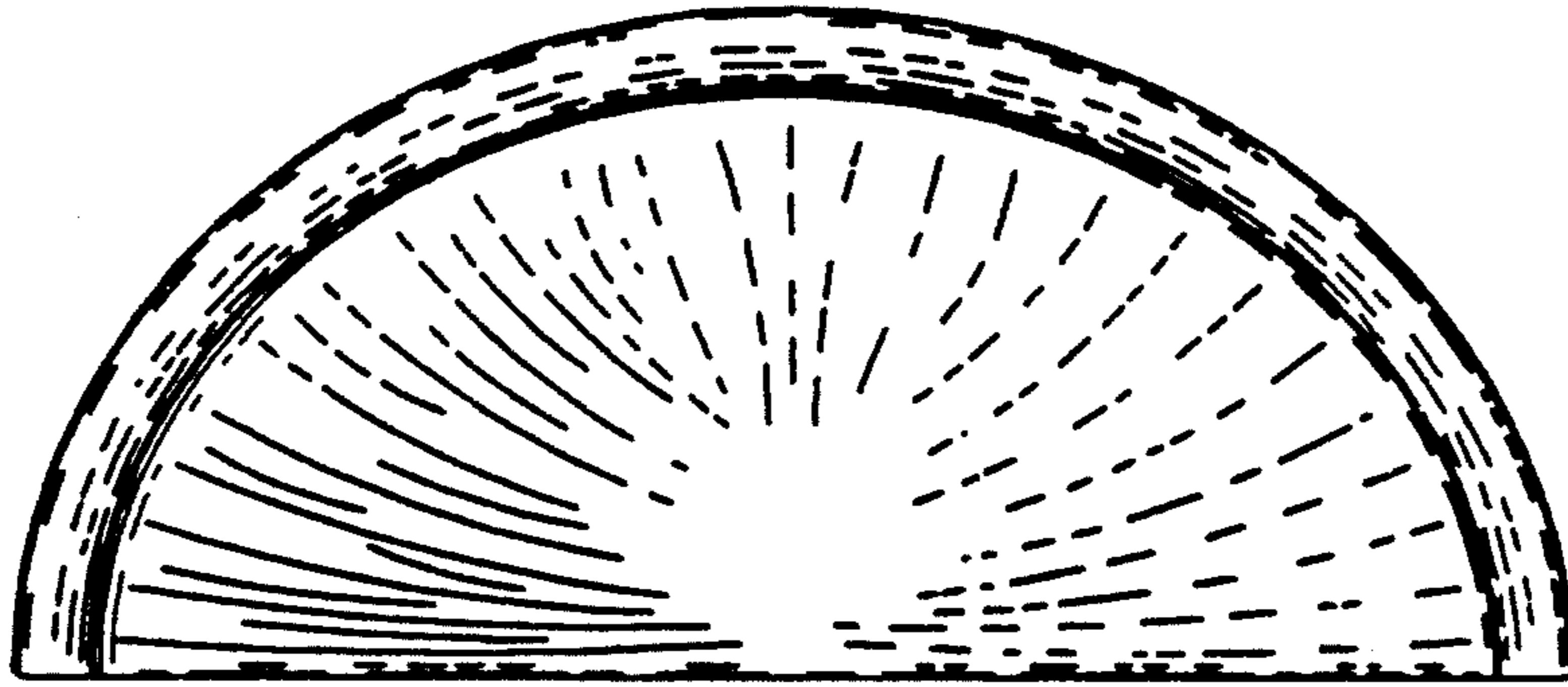


FIG. 2



*FIG. 3*



*FIG. 4*

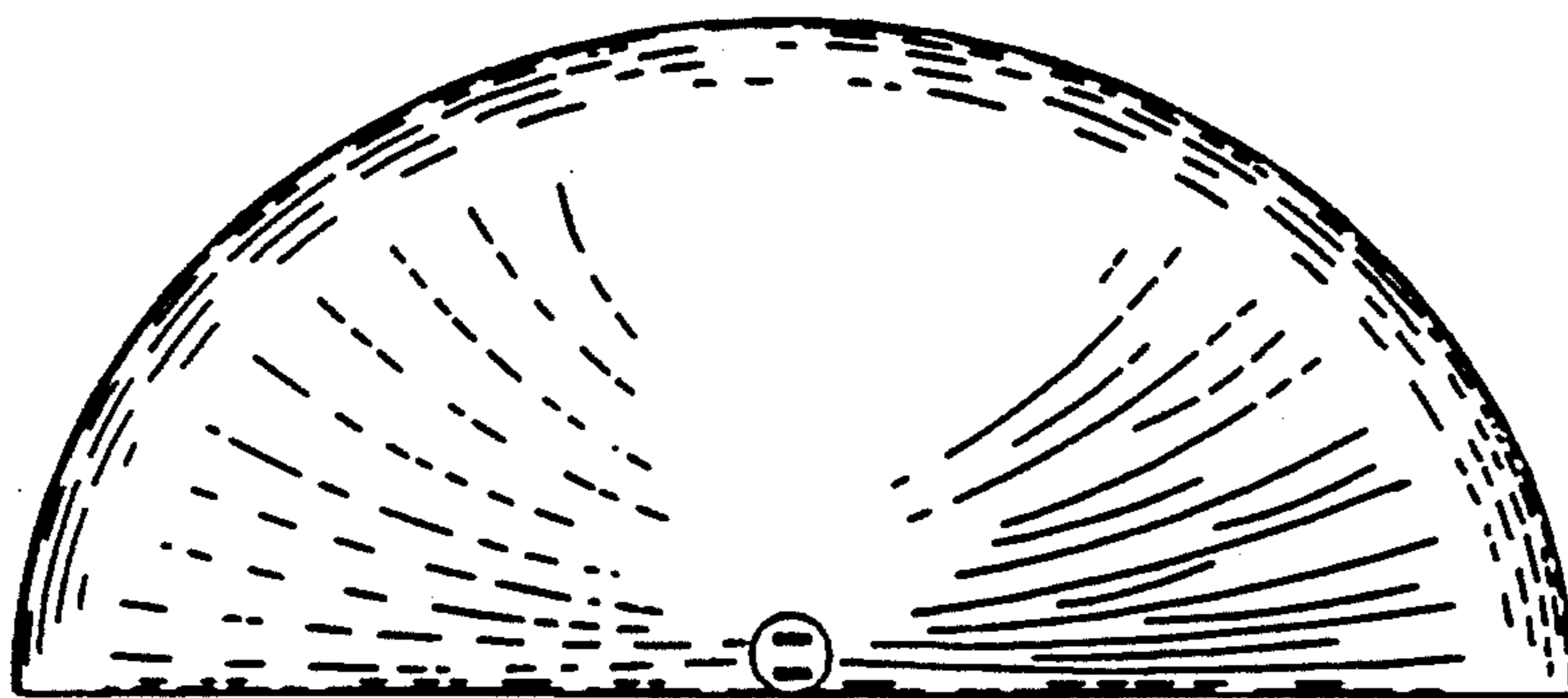


FIG. 5

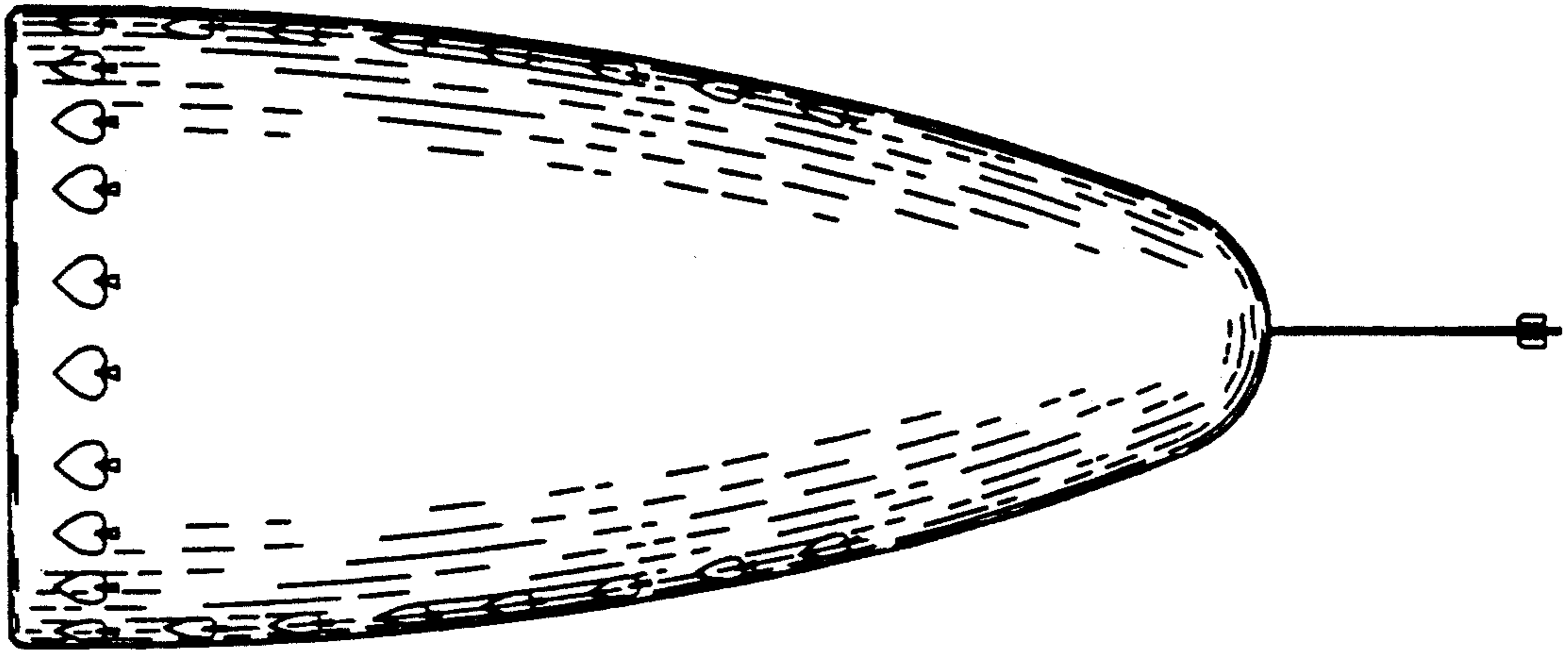


FIG. 6

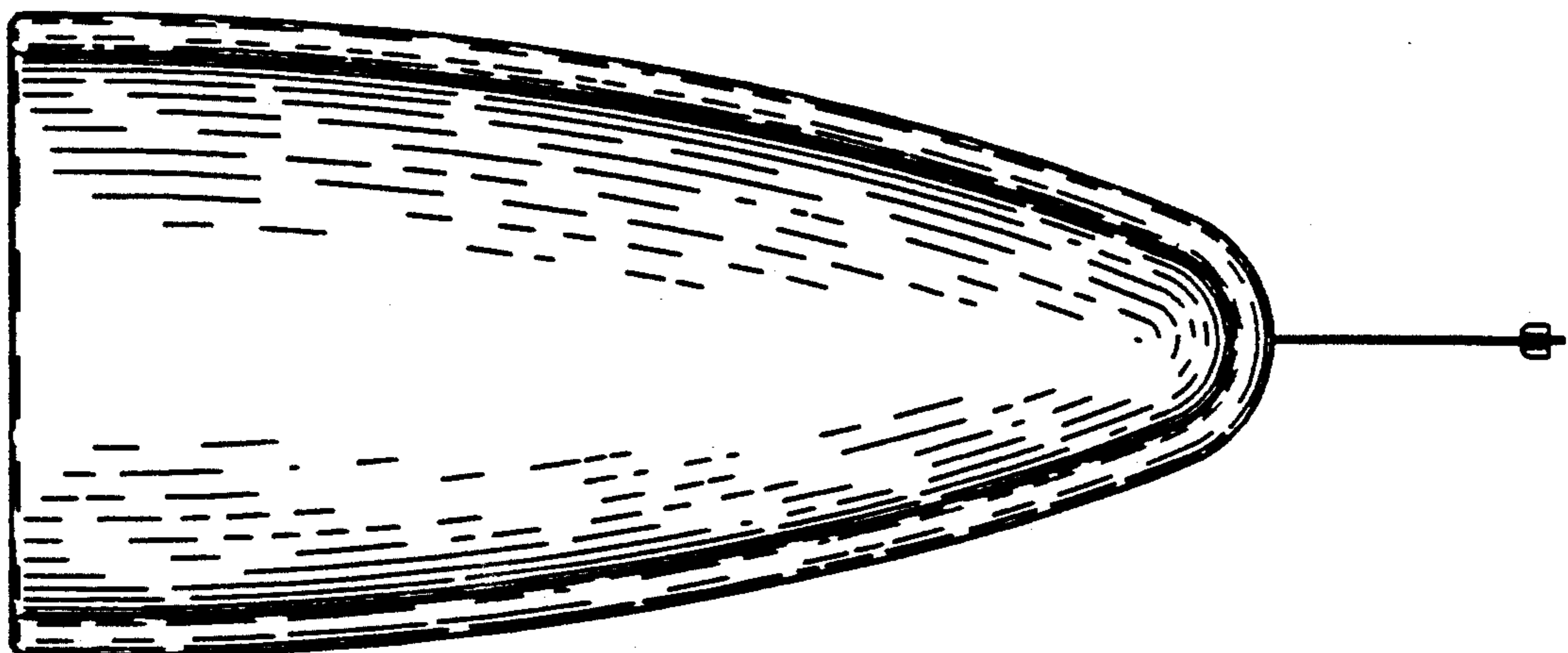


FIG. 7

