



US00D335996S

# United States Patent [19]

[11] Patent Number: **Des. 335,996**

**Evenson**

[45] Date of Patent: **\*\* Jun. 1, 1993**

- [54] **MAGAZINE HOLDER**
- [75] Inventor: **Mel Evenson, San Pedro, Calif.**
- [73] Assignee: **Rubbermaid Office Products Group Inc., Inglewood, Calif.**
- [\*\*] Term: **14 Years**
- [21] Appl. No.: **881,828**
- [22] Filed: **May 12, 1992**
- [52] U.S. Cl. .... **D6/553; D6/466; D6/475; D19/90**
- [58] Field of Search ..... **D6/553, 567-572, D6/407, 346, 449, 466, 475; D19/89-91; 211/13, 50, 126, 94, 11, 42; 298/223.4, 224.4, 214**

- 3,592,344 7/1971 Schade ..... 211/50 X
- 4,215,840 8/1980 Babberl ..... 248/214 X
- 4,817,900 4/1989 Whittington et al. .... 248/224.4 X
- 4,828,120 5/1989 Beil et al. .... D6/567 X
- 4,828,121 5/1989 Willcocks, Jr. .... 211/94

*Primary Examiner*—Alan P. Douglas  
*Assistant Examiner*—Jeffrey Asch  
*Attorney, Agent, or Firm*—Richard B. O'Planick

### [57] CLAIM

The ornamental design for a magazine holder, as shown and described.

### DESCRIPTION

FIG. 1 is a front elevational view of a magazine holder showing my new design;  
 FIG. 2 is a rear elevational view;  
 FIG. 3 is a right side elevational view, the left side being a mirror image;  
 FIG. 4 is a top plan view;  
 FIG. 5 is a bottom plan view; and,  
 FIG. 6 is a perspective view thereof, the showing of a mounting bracket by means of broken lines being for illustrative purposes only.

- [56] **References Cited**
- U.S. PATENT DOCUMENTS**
- D. 292,957 12/1987 Brüssing ..... D6/407 X
- D. 294,317 2/1988 Evenson et al. .... D6/407 X
- D. 310,925 10/1990 Mervar ..... D6/567
- 1,400,217 12/1921 Horger, Jr. .... 248/444.1
- 3,184,073 5/1965 Bartolucci ..... D6/510 X

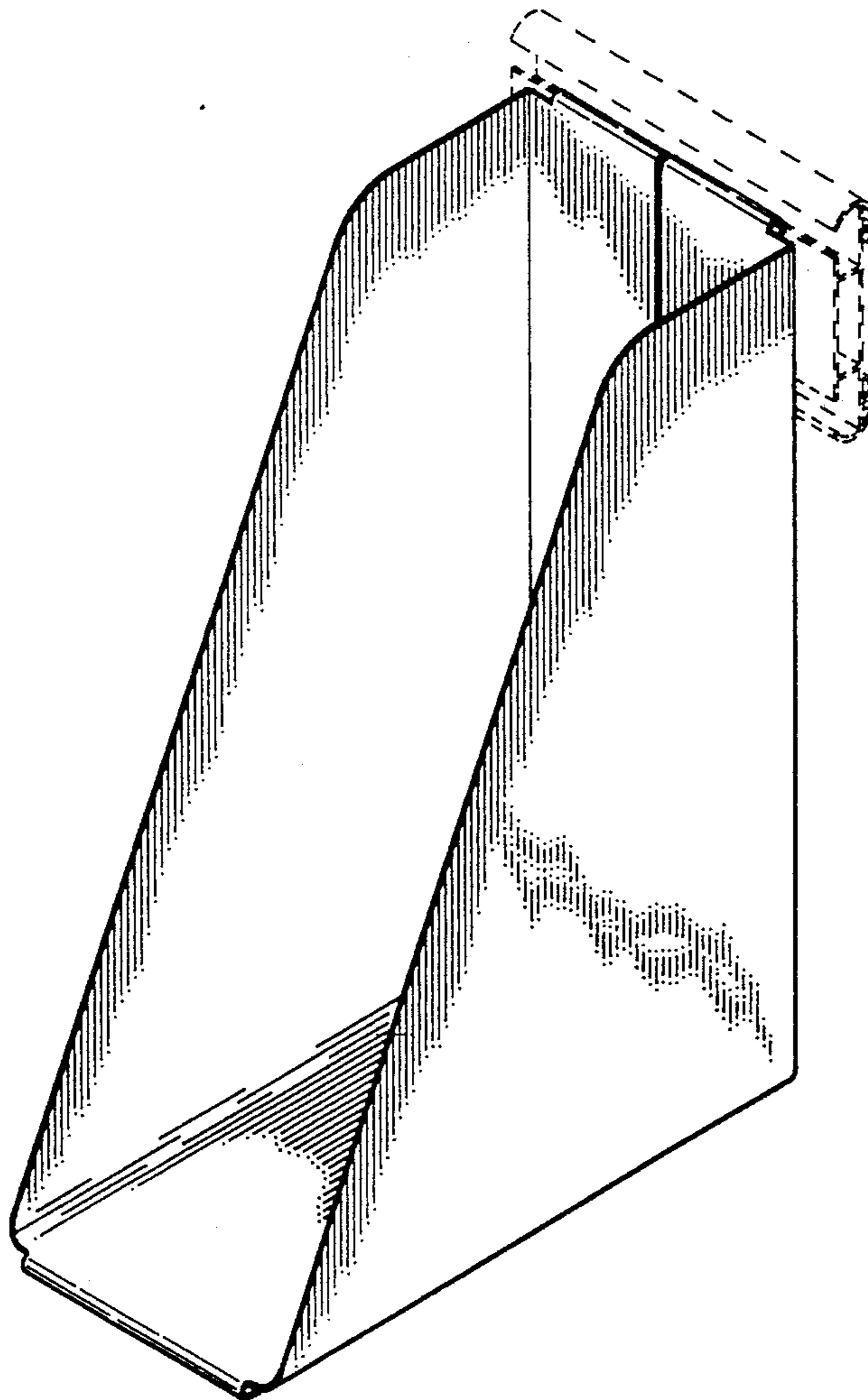


FIG. 1




FIG. 2

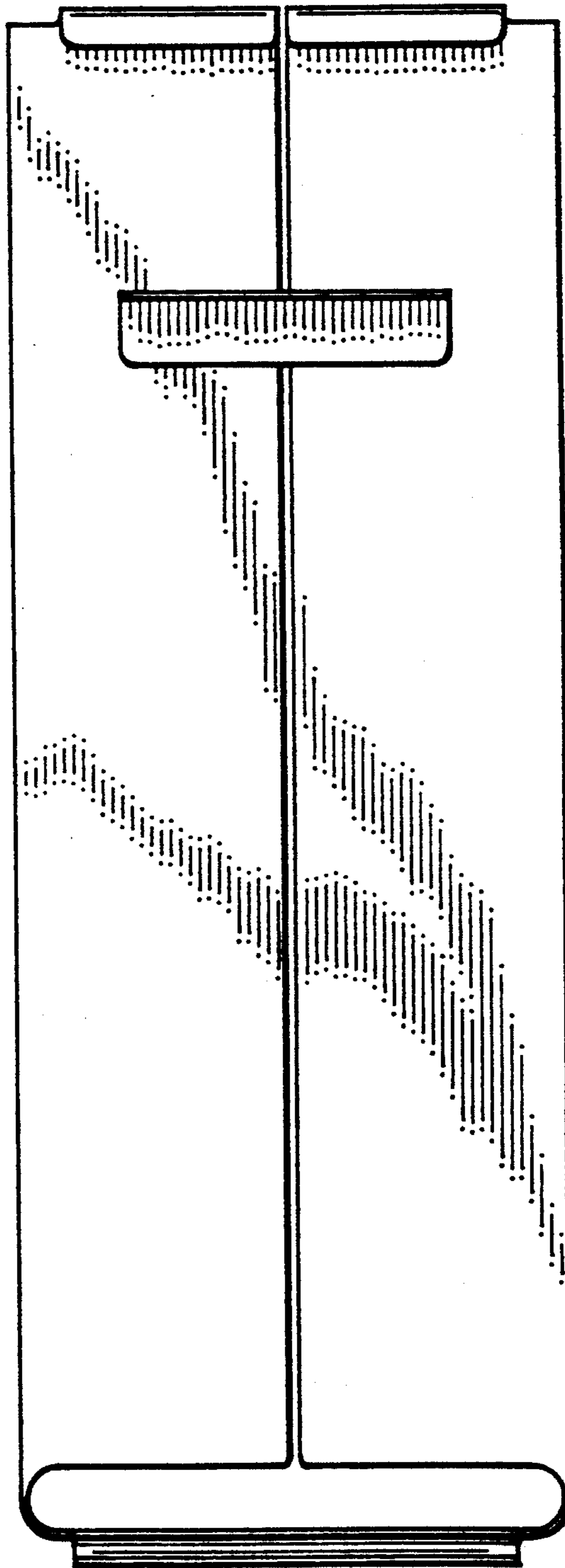


FIG. 3

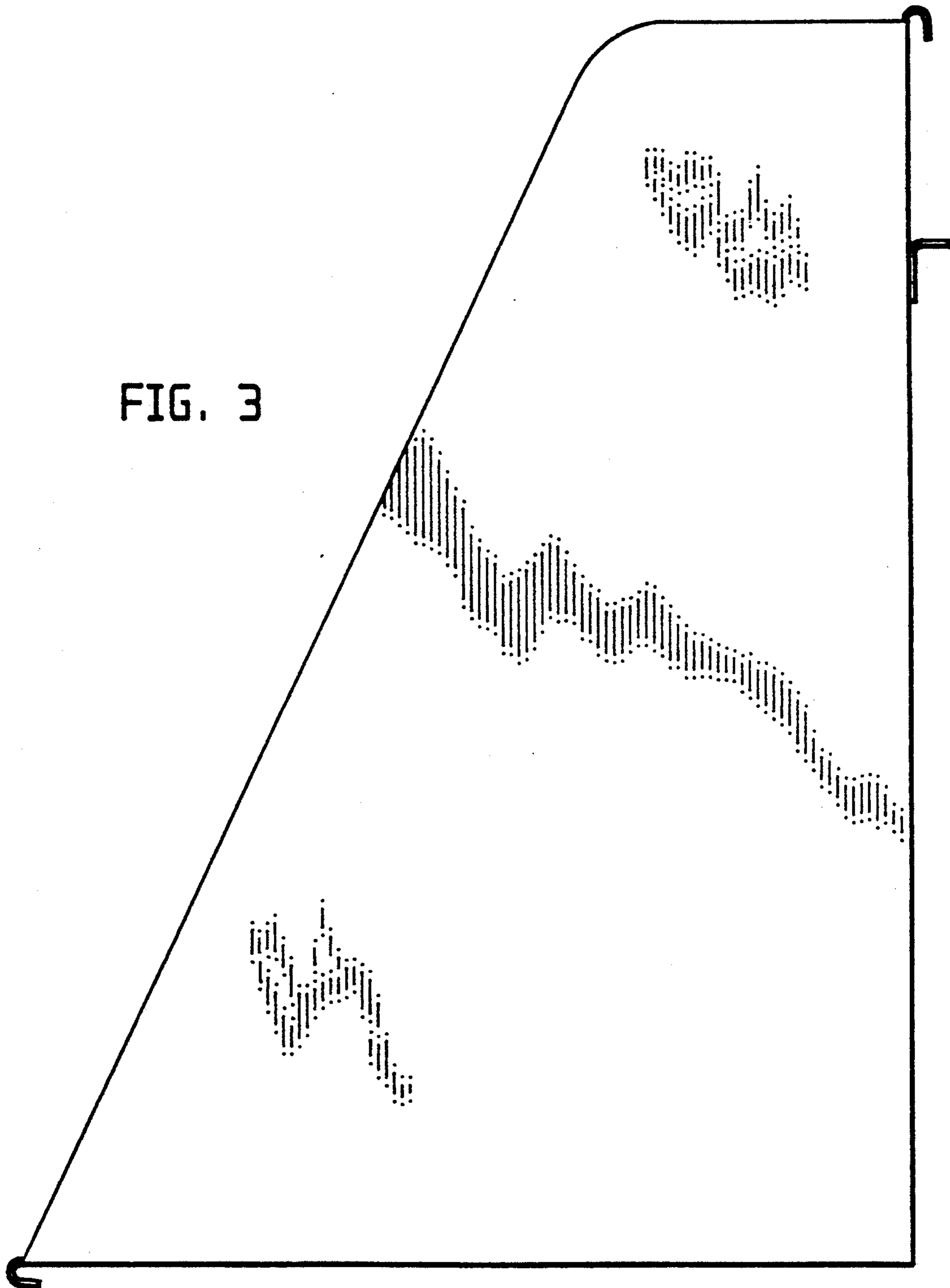


FIG. 4




FIG. 5




FIG. 6

