



US00D335995S

United States Patent [19]

[11] Patent Number: **Des. 335,995**

Soles

[45] Date of Patent: **** Jun. 1, 1993**

[54] **EARRING HANGER**

[76] Inventor: **Jeannette M. Soles**, 2401 Pine St., Prince George, British Columbia, CN V2L 2E7, Canada

[**] Term: **14 Years**

[21] Appl. No.: **730,304**

[22] Filed: **Jul. 15, 1991**

[52] U.S. Cl. **D6/553; D6/567; D6/571**

[58] Field of Search **D6/457, 512-514, D6/553, 571, 567; 211/13, 86-87, 113; 248/309.1, 309.2, 176; 206/495**

[56] **References Cited**

U.S. PATENT DOCUMENTS

- D. 242,403 11/1976 Webster D6/457
- D. 245,650 9/1977 Mueller D6/457
- D. 306,542 3/1990 Croy D6/553

- D. 310,927 10/1990 Scott et al. D6/571
- D. 315,654 3/1991 Hummel D6/553
- D. 317,233 6/1991 Kelly D6/553
- 4,579,399 4/1986 Poltash D6/457 X
- 4,739,866 4/1988 Seaberg 211/13
- 5,050,745 9/1991 Sanders 211/13

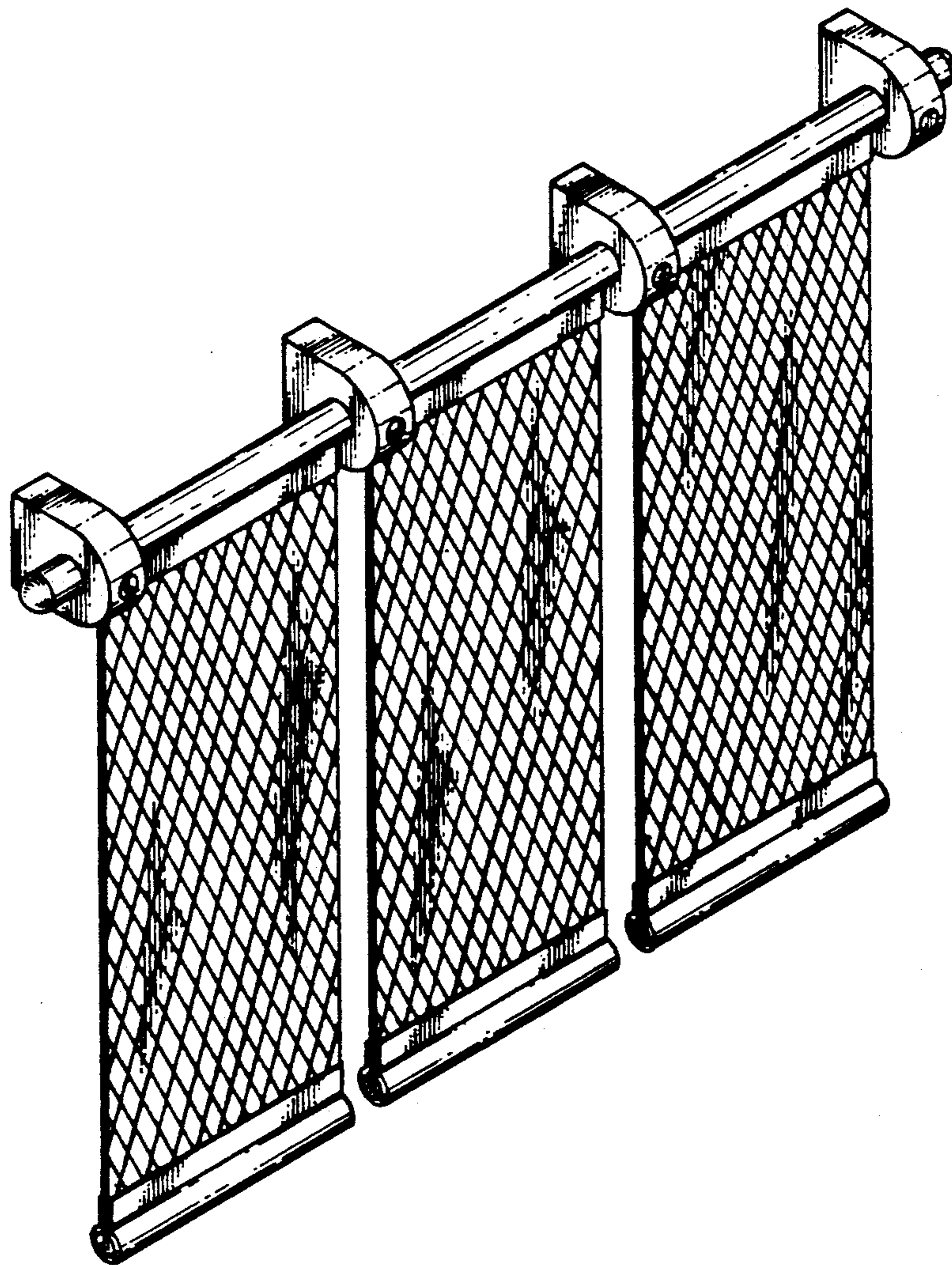
Primary Examiner—Brian N. Vinson
Attorney, Agent, or Firm—Terry M. Gernstein

[57] **CLAIM**

The ornamental design for an earring hanger, as shown and described.

DESCRIPTION

FIG. 1 is a perspective view of the earring hanger embodying the design of the present invention; FIG. 2 is an end elevational view thereof; FIG. 3 is an end elevational view thereof; FIG. 4 is a front elevational view thereof; FIG. 5 is a rear elevational view thereof; FIG. 6 is a top plan view thereof; and, FIG. 7 is a bottom view thereof.



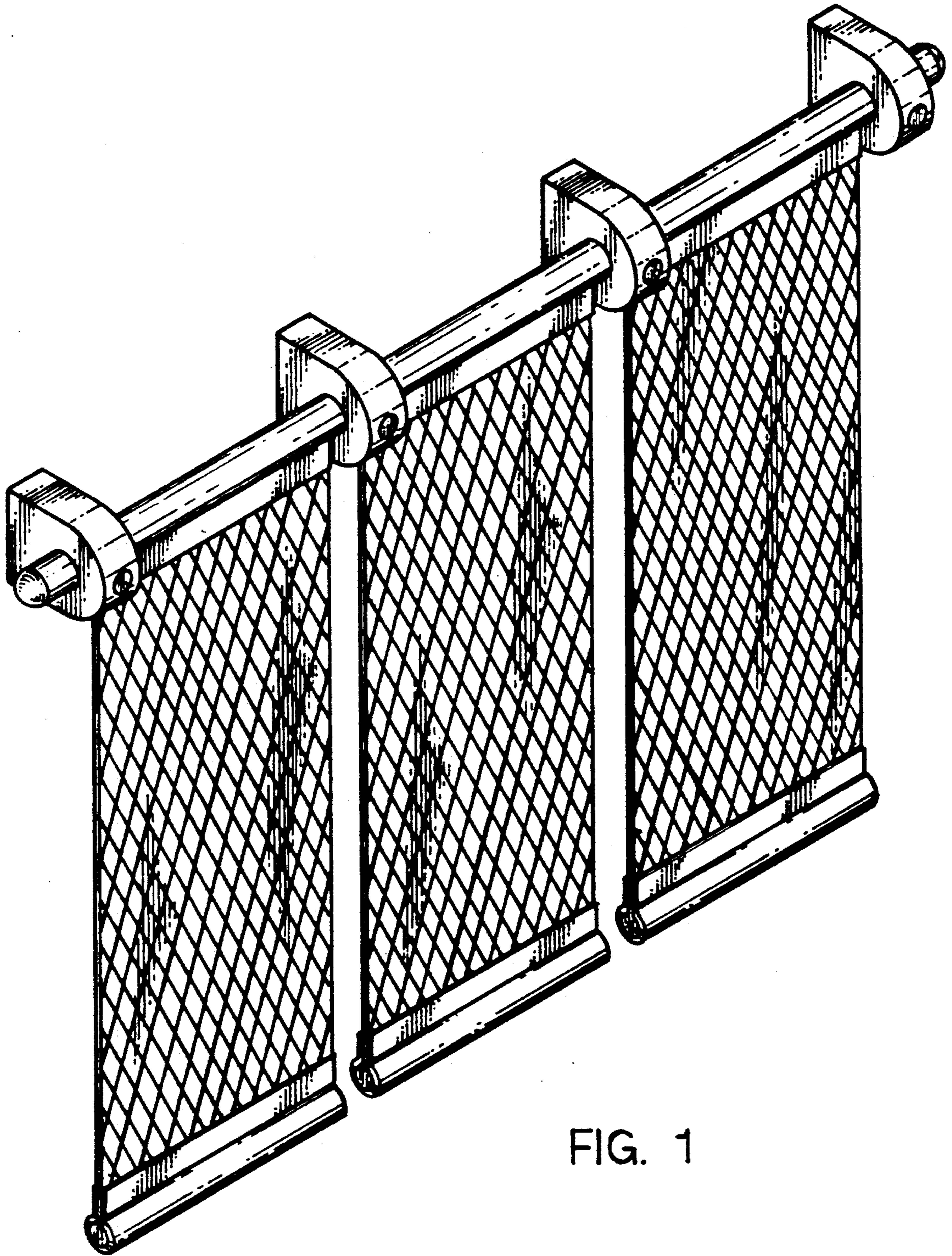


FIG. 1

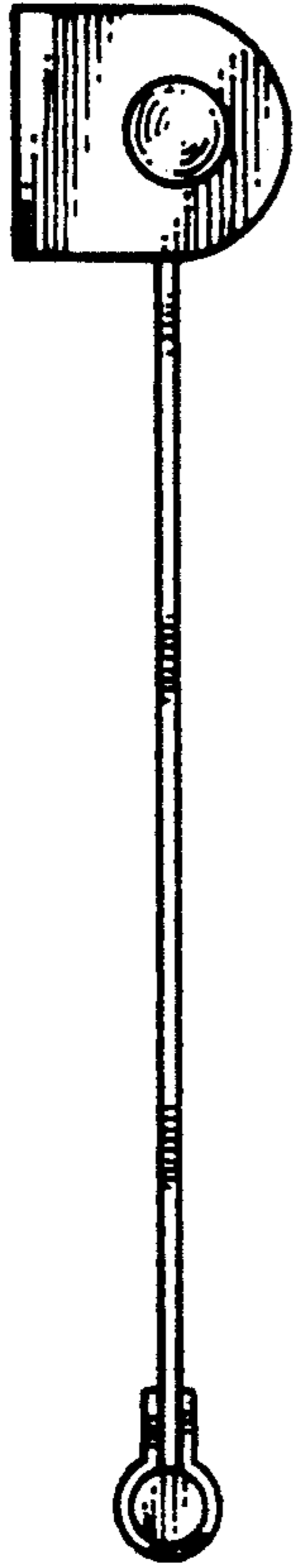


FIG. 2

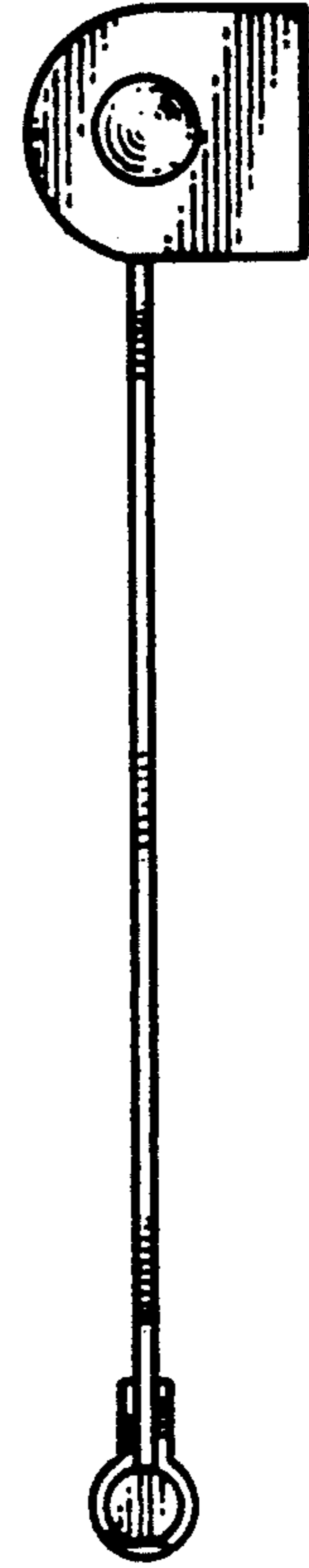


FIG. 3




FIG. 6




FIG. 7




FIG. 4




FIG. 5