



US00D335994S

# United States Patent [19]

[11] Patent Number: **Des. 335,994**

Cude, Jr.

[45] Date of Patent: **\*\* Jun. 1, 1993**

[54] **GOLF BAG STAND**

[75] Inventor: **Lloyd D. Cude, Jr., Palm Desert, Calif.**

[73] Assignee: **Westinghouse Electric Corp., Pittsburgh, Pa.**

[\*\*] Term: **14 Years**

[21] Appl. No.: **752,317**

[22] Filed: **Aug. 30, 1991**

[52] U.S. Cl. .... **D6/552; D6/417; D21/223**

[58] Field of Search ..... **D6/512, 552, 417; D21/223; 211/70.2; 248/96-97**

[56] **References Cited**

**U.S. PATENT DOCUMENTS**

- D. 159,167 6/1950 Salkeld ..... D21/223
- D. 227,276 6/1973 Benzel ..... D6/417 X
- D. 283,339 4/1986 Jones ..... D21/223

- D. 312,016 11/1990 Montgomery ..... D6/552
- 1,627,459 5/1927 Ranney ..... 248/96 X
- 2,661,175 12/1953 Holder .
- 2,663,528 12/1953 Hadley .
- 2,749,069 6/1956 Sandstrom ..... 248/96
- 2,854,244 9/1958 Jarman .
- 3,432,130 3/1969 Breedlove et al. .
- 3,435,866 4/1969 Cantwell .
- 3,570,795 3/1971 Benzel .
- 4,645,152 2/1987 Downing .

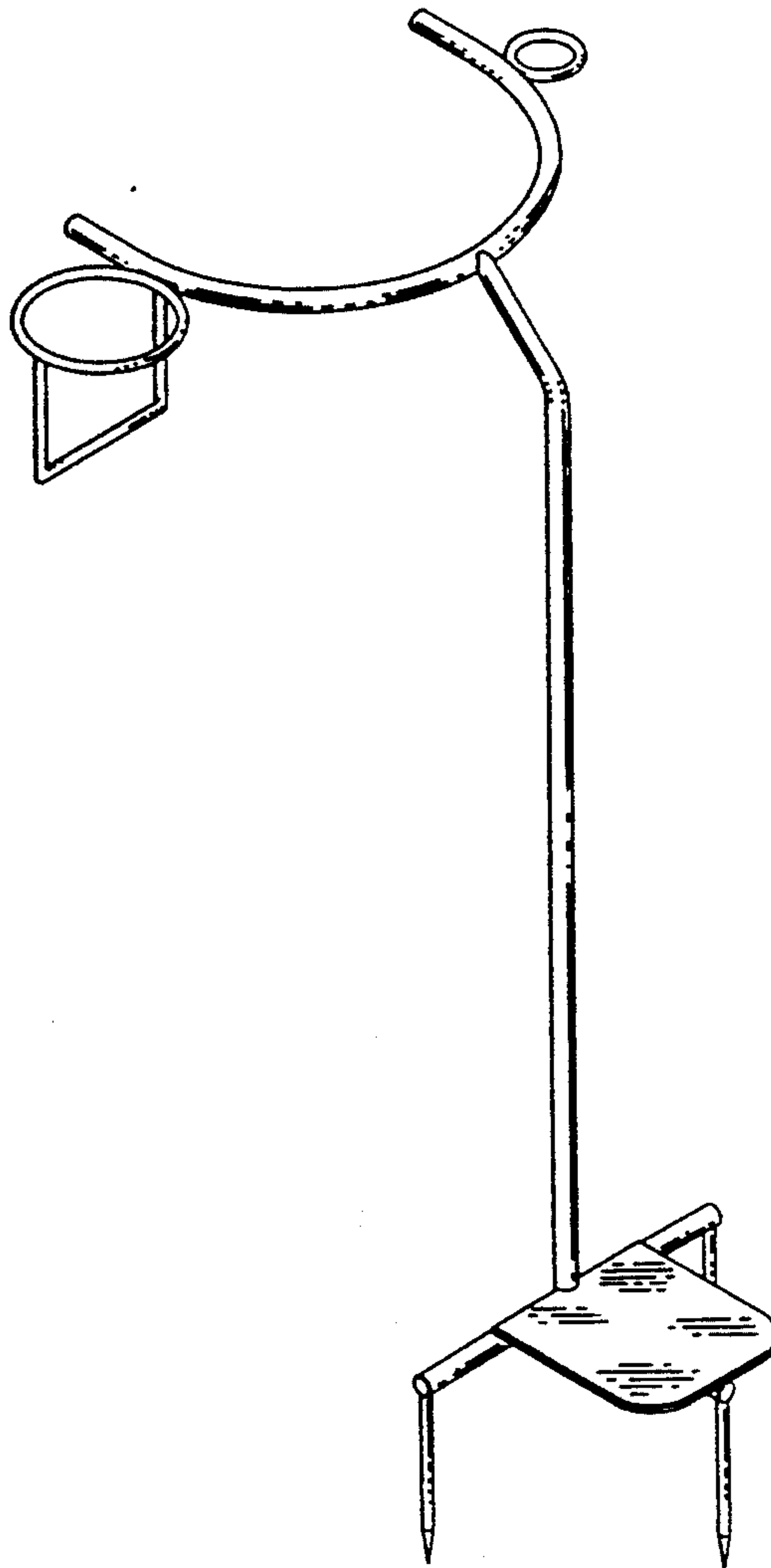
*Primary Examiner*—Brian N. Vinson  
*Attorney, Agent, or Firm*—Blair R. Studebaker

[57] **CLAIM**

The ornamental design for a golf bag stand, as shown and described.

**DESCRIPTION**

FIG. 1 is a perspective view of a golf bag stand showing my new design;  
FIG. 2 is a front elevation view thereof;  
FIG. 3 is a side elevation view thereof; and,  
FIG. 4 is a top plan view thereof.



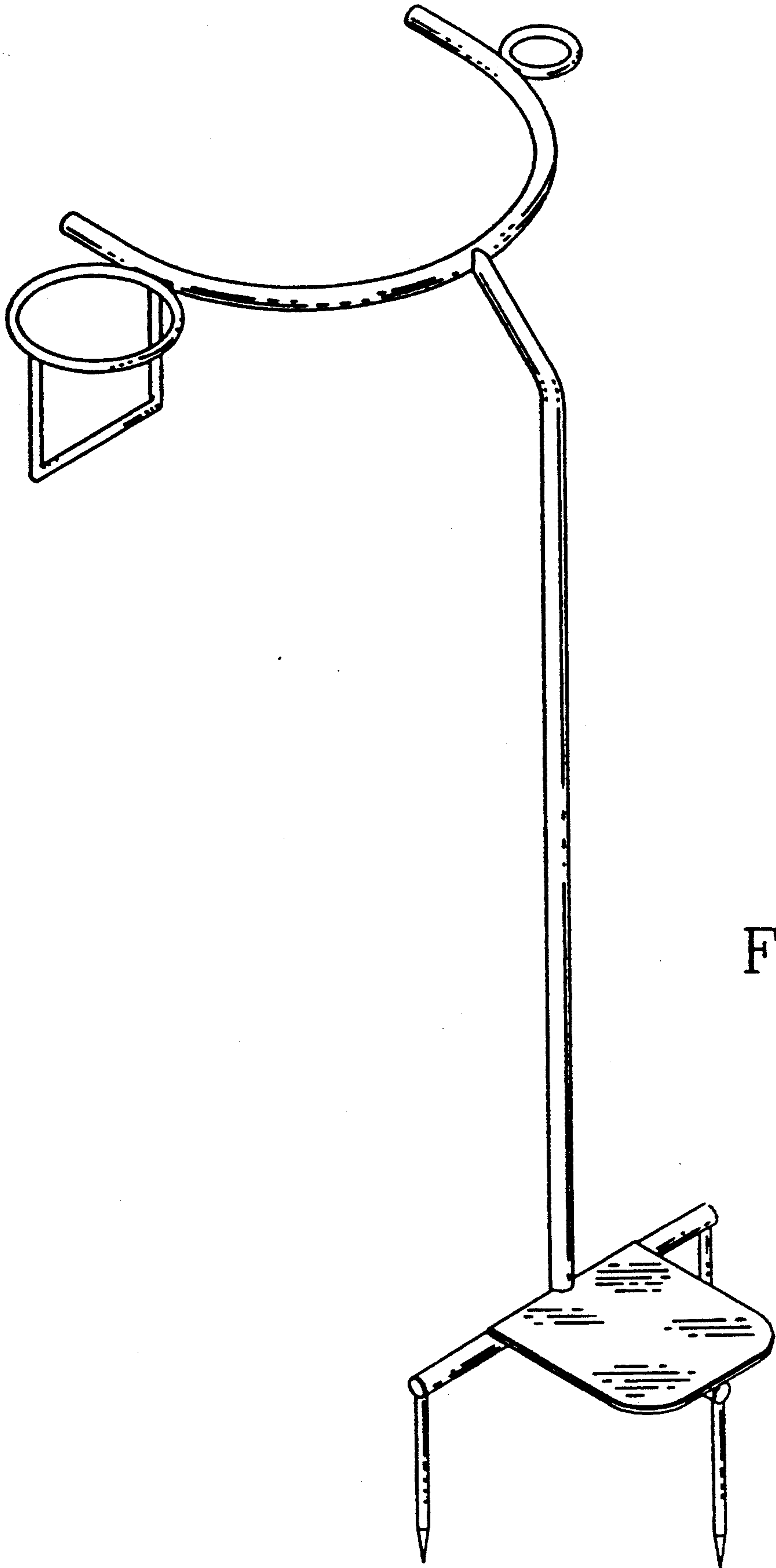


FIG. 1

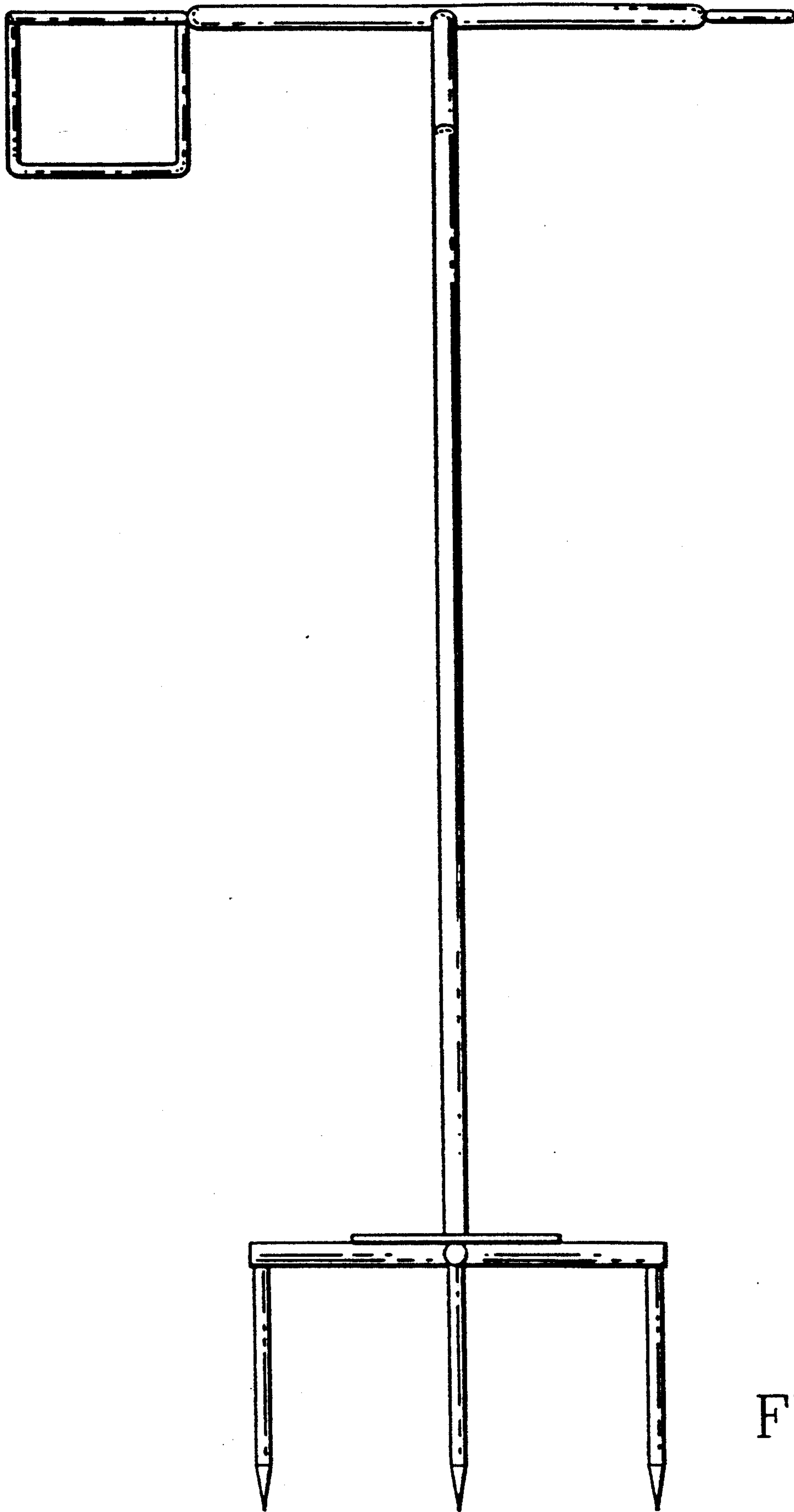


FIG. 2




FIG. 3

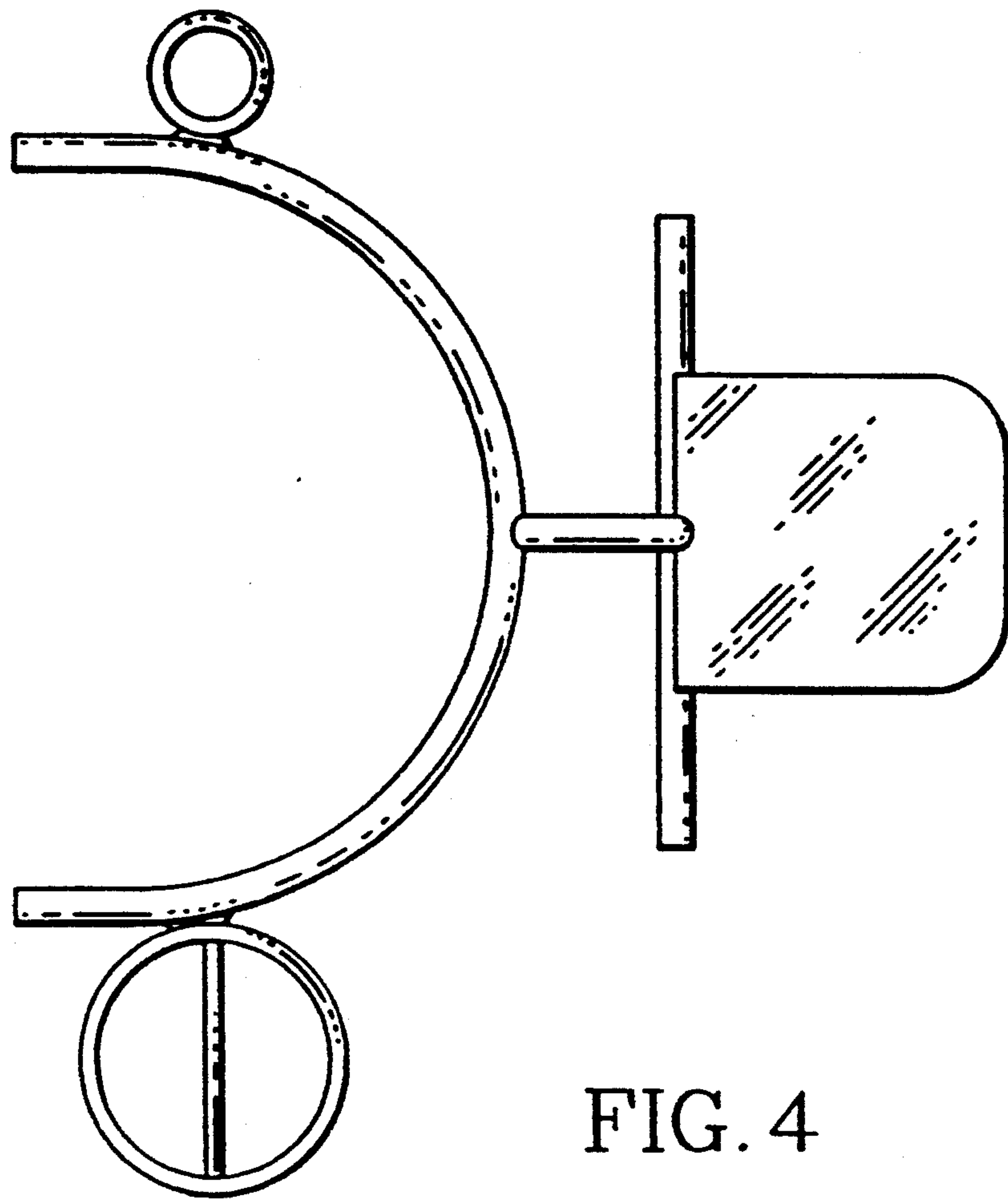


FIG. 4