



US00D335981S

United States Patent [19]

[11] Patent Number: **Des. 335,981**

Cichonski et al.

[45] Date of Patent: **** Jun. 1, 1993**

[54] TRAY INSERT FOR A DRAWER

D. 280,976 10/1985 Diamond D9/347 X
1,263,343 4/1918 Beck 312/DIG. 33 X
4,795,180 1/1989 Dolcyn 312/DIG. 33 X

[76] Inventors: **Charles A. Cichonski; Diane M. Cichonski**, both of 1928 Custer St., Allentown, Pa. 18104

Primary Examiner—Nelson C. Holtje
Assistant Examiner—J. E. Seeger
Attorney, Agent, or Firm—Leon Gilden

[**] Term: **14 Years**

[57] **CLAIM**

[21] Appl. No.: **538,484**

The ornamental design for a tray insert for a drawer, as shown and described.

[22] Filed: **Jun. 15, 1990**

[52] U.S. Cl. **D6/491; D9/347; D6/511**

DESCRIPTION

[58] Field of Search **D6/491, 469, 492, 509-511; D9/347; 206/563; D3/74; 312/DIG. 33**

FIG. 1 is a front elevational view of a tray insert for a drawer showing our new design;
FIG. 2 is a rear elevational view thereof;
FIG. 3 is a left side elevational view thereof;
FIG. 4 is a right side elevational view thereof;
FIG. 5 is a top plan view thereof;
FIG. 6 is a bottom plan view thereof; and,
FIG. 7 is a perspective view thereof, the broken lines being for environmental purposes only and forming no part of the claimed design.

[56] **References Cited**

U.S. PATENT DOCUMENTS

D. 118,259 12/1939 Carlson D6/469 X
D. 200,839 4/1965 Melik D9/347
D. 250,973 1/1979 Ramsey D3/74
D. 263,176 3/1982 Harrington D3/74 X
D. 277,508 2/1985 Clair D9/347 X

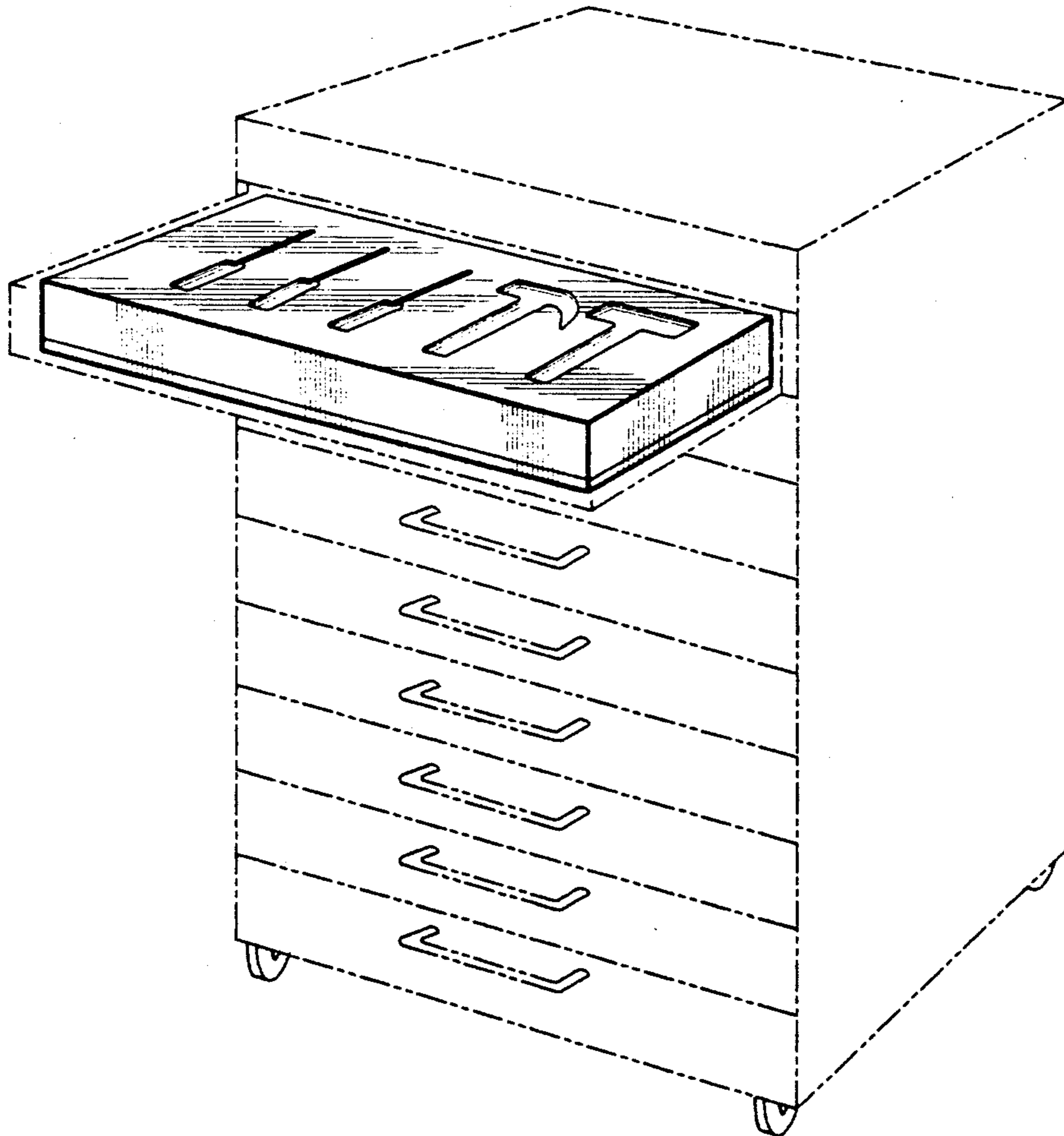


FIG. 1




FIG. 2




FIG. 3




FIG. 4




FIG. 5

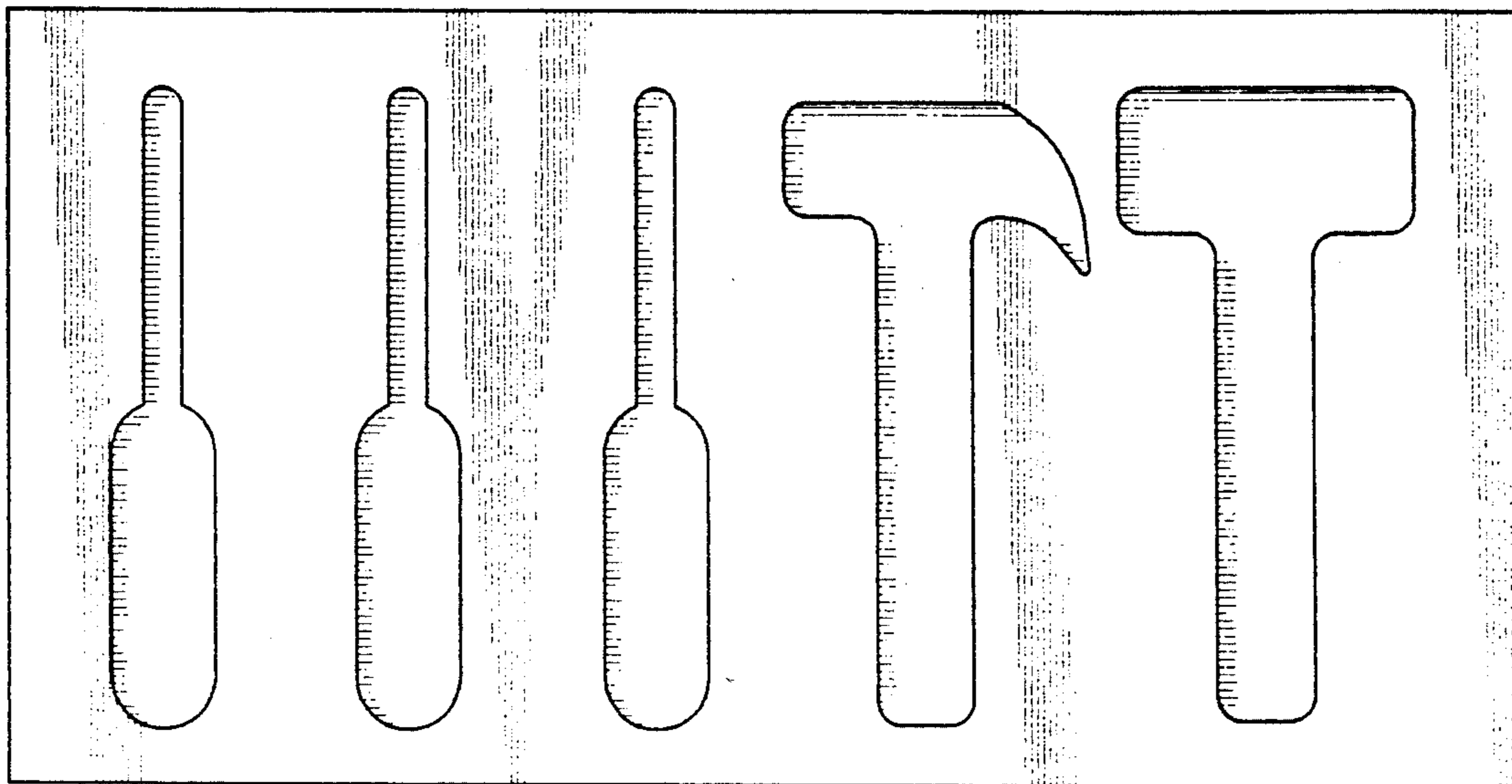


FIG. 6




FIG. 7

