



US00D335978S

United States Patent [19]

[11] Patent Number: **Des. 335,978**

Grahn et al.

[45] Date of Patent: **** Jun. 1, 1993**

[54] **CLEANING SUPPLIES HOLDER**

[75] Inventors: **Ronald J. Grahn**, 2000 N. Main, Oshkosh, Wis. 54901; **Prentice J. Tinsley**, Neenah, Wis.

[73] Assignee: **Ronald J. Grahn**, Oshkosh, Wis.

[**] Term: **14 Years**

[21] Appl. No.: **839,234**

[22] Filed: **Feb. 20, 1992**

[52] U.S. Cl. **D6/478; D6/549**

[58] Field of Search **D6/449, 396, 397, 477-479, D6/466-468, 349, 553, 567, 569-572; D20/10; 211/13, 126, 186.88; 108/106-108, 59, 91, 92, 111**

[56] **References Cited**

U.S. PATENT DOCUMENTS

D. 129,825	10/1941	Simon	D6/478
D. 186,089	9/1959	Vivian	D6/479
D. 232,893	9/1974	Moretini	D6/478
D. 244,924	7/1977	Scheibner	D6/478 X
D. 251,047	2/1979	Winig	D6/468
D. 275,057	8/1984	Freedenberg	D6/478

D. 293,528	1/1988	Handler et al.	D6/479 X
D. 300,096	3/1989	Galhaud et al.	D6/479 X
D. 318,693	7/1991	Bezek	D20/10
4,103,782	8/1978	Mayer	D6/478 X
4,171,545	10/1979	Kann	D6/478

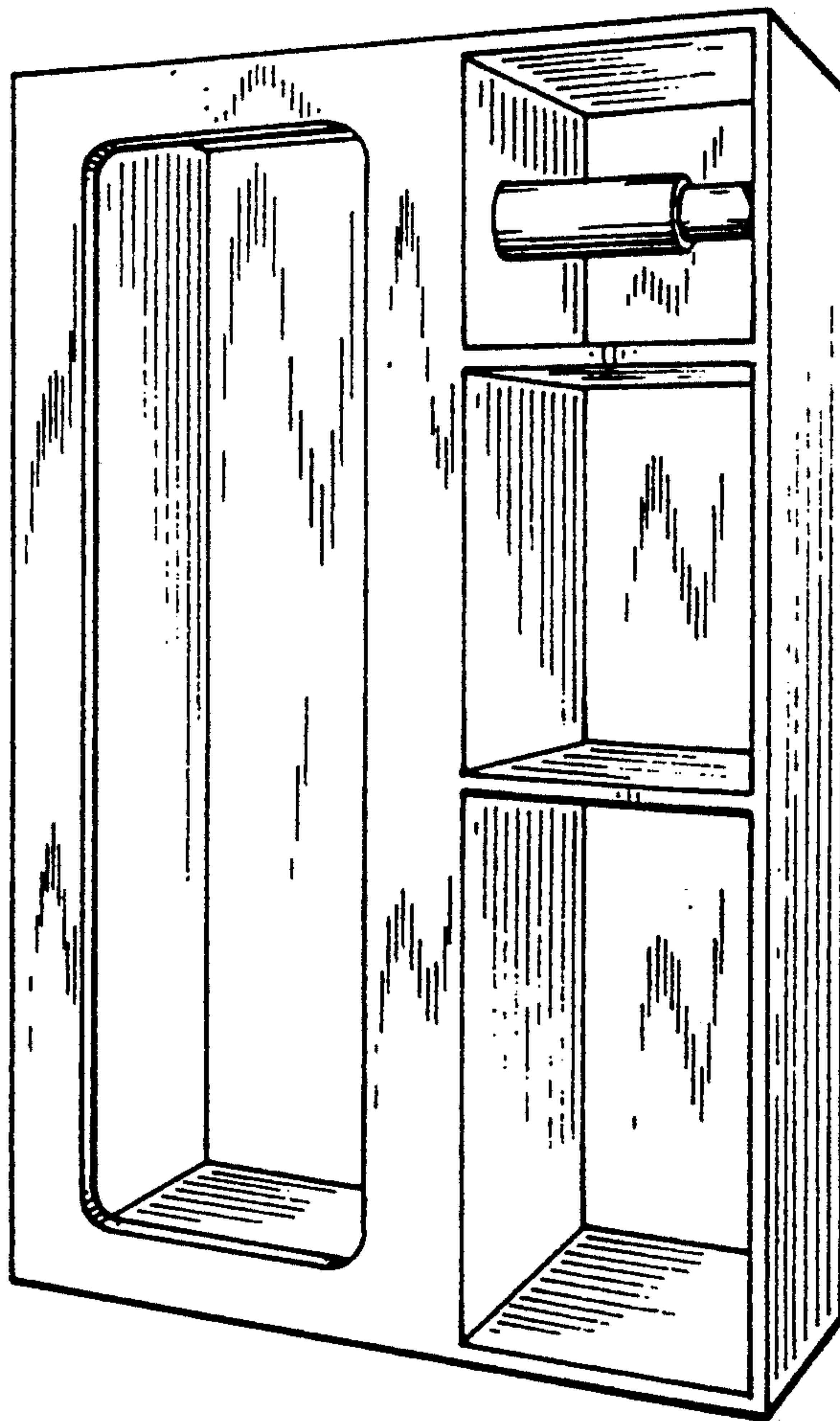
Primary Examiner—Alan P. Douglas
Assistant Examiner—Jeffrey Asch
Attorney, Agent, or Firm—Fuller, Ryan, Hohenfeldt & Kees

[57] **CLAIM**

The ornamental design for a cleaning supplies holder, as shown and described.

DESCRIPTION

FIG. 1 is a top and right side perspective view of a cleaning supplies holder showing our new design; FIG. 2 is a reduced rear elevational view thereof; FIG. 3 is a reduced top plan view thereof, the bottom being the same in appearance; FIG. 4 is a reduced front elevational view thereof; FIG. 5 is a reduced right side elevational view thereof, the left side being the same in appearance; and, FIG. 6 is a front and right side perspective view of a second embodiment of that shown in FIGS. 1-5.



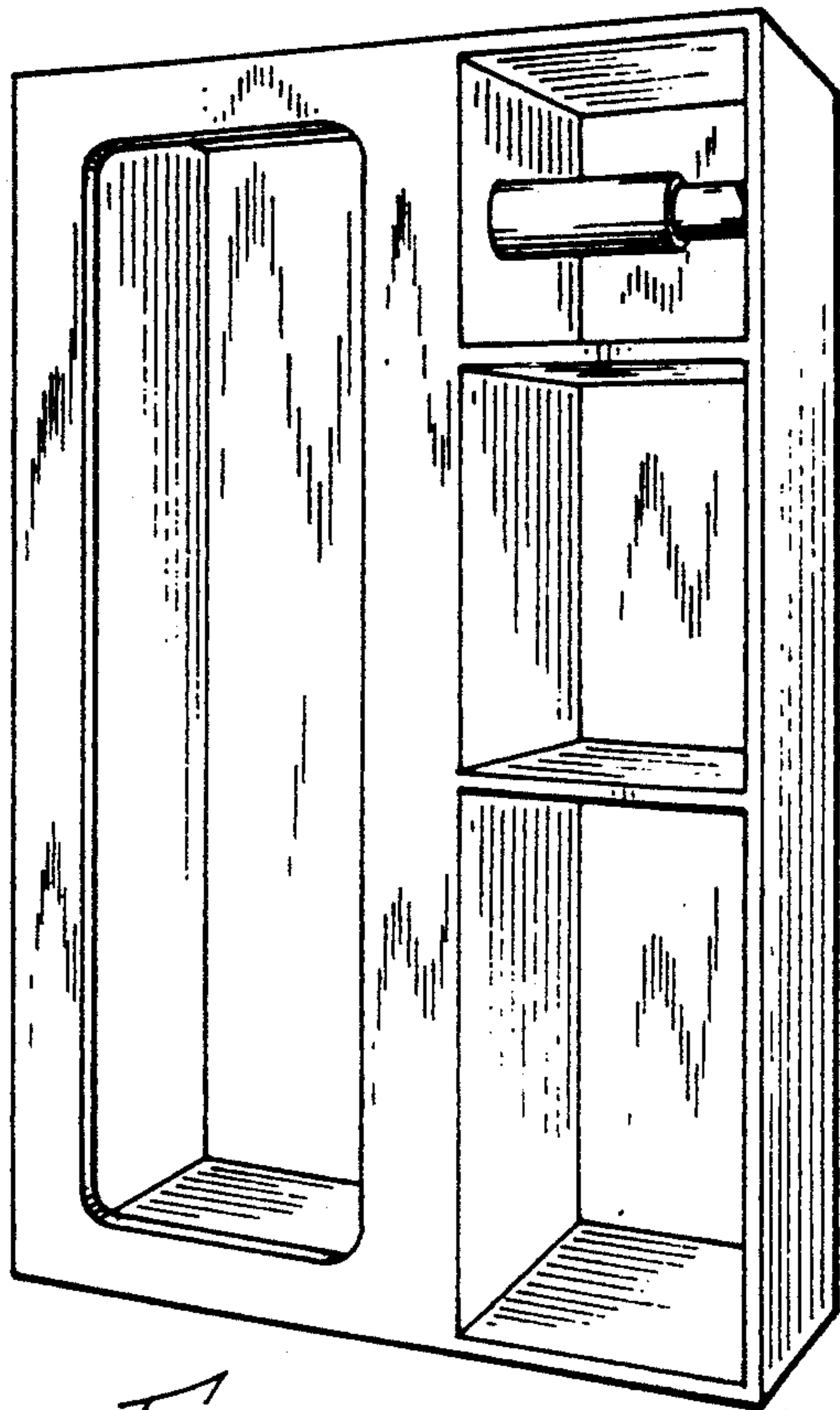


Fig. 1

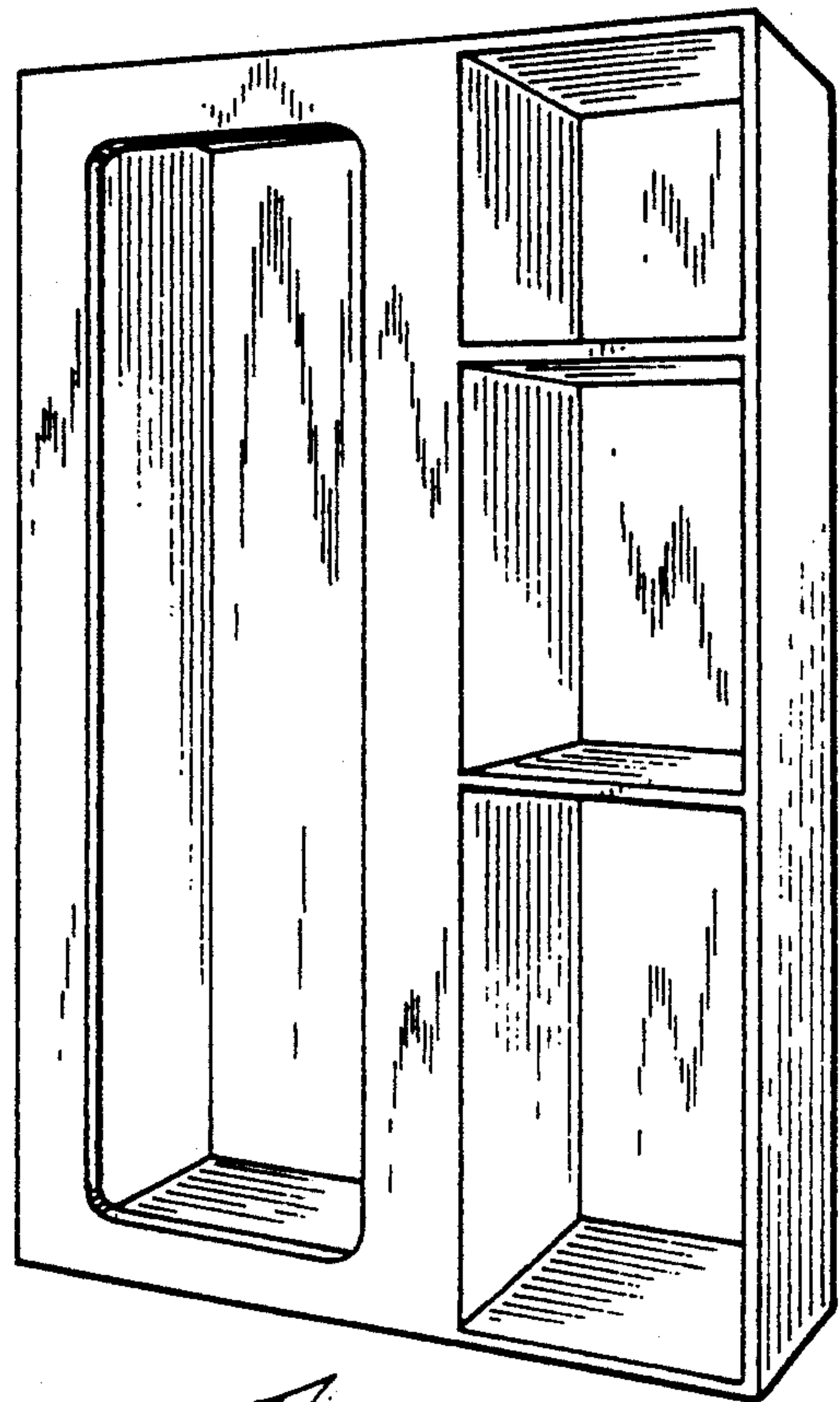


Fig. 6

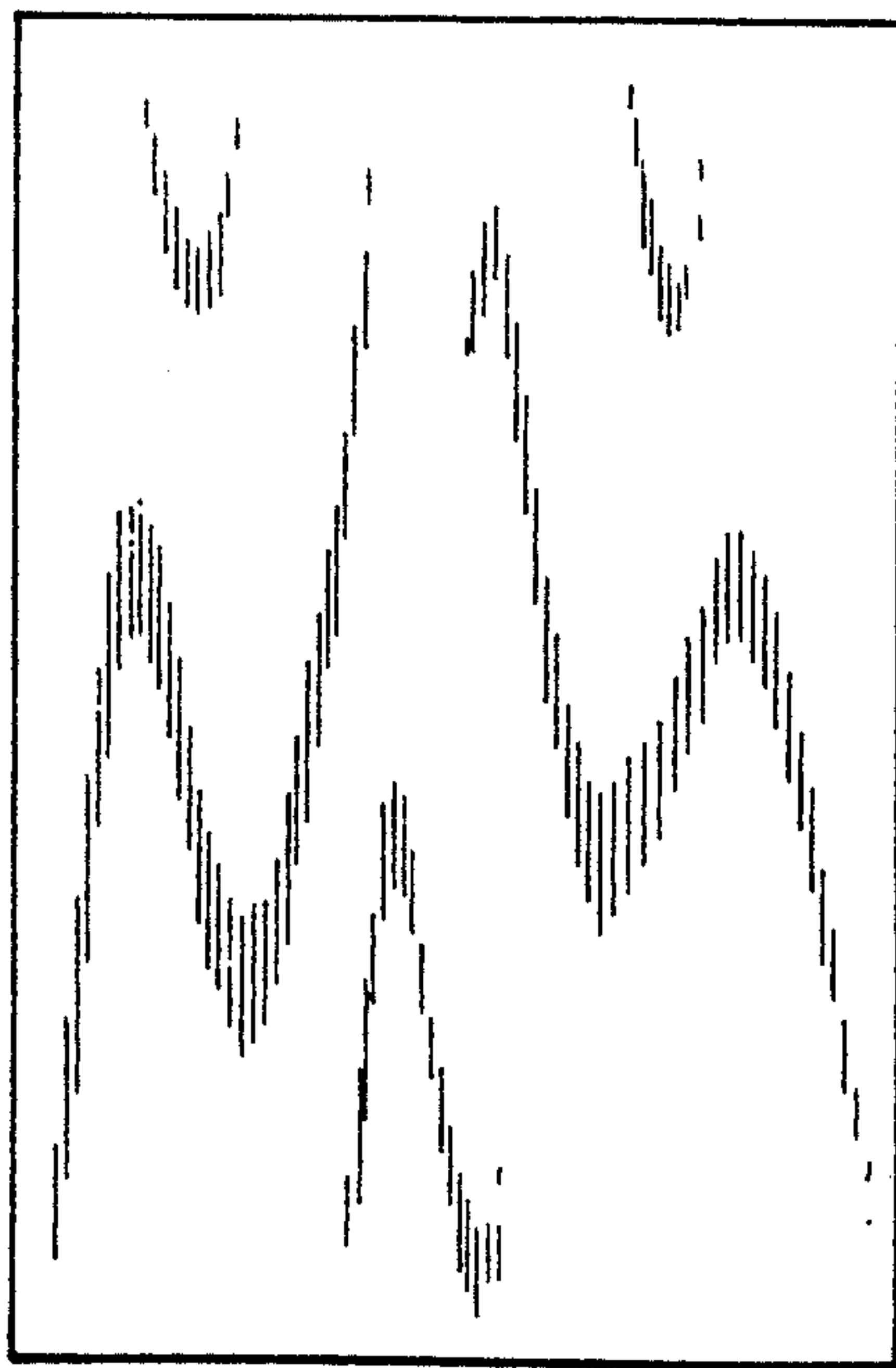


Fig. 2

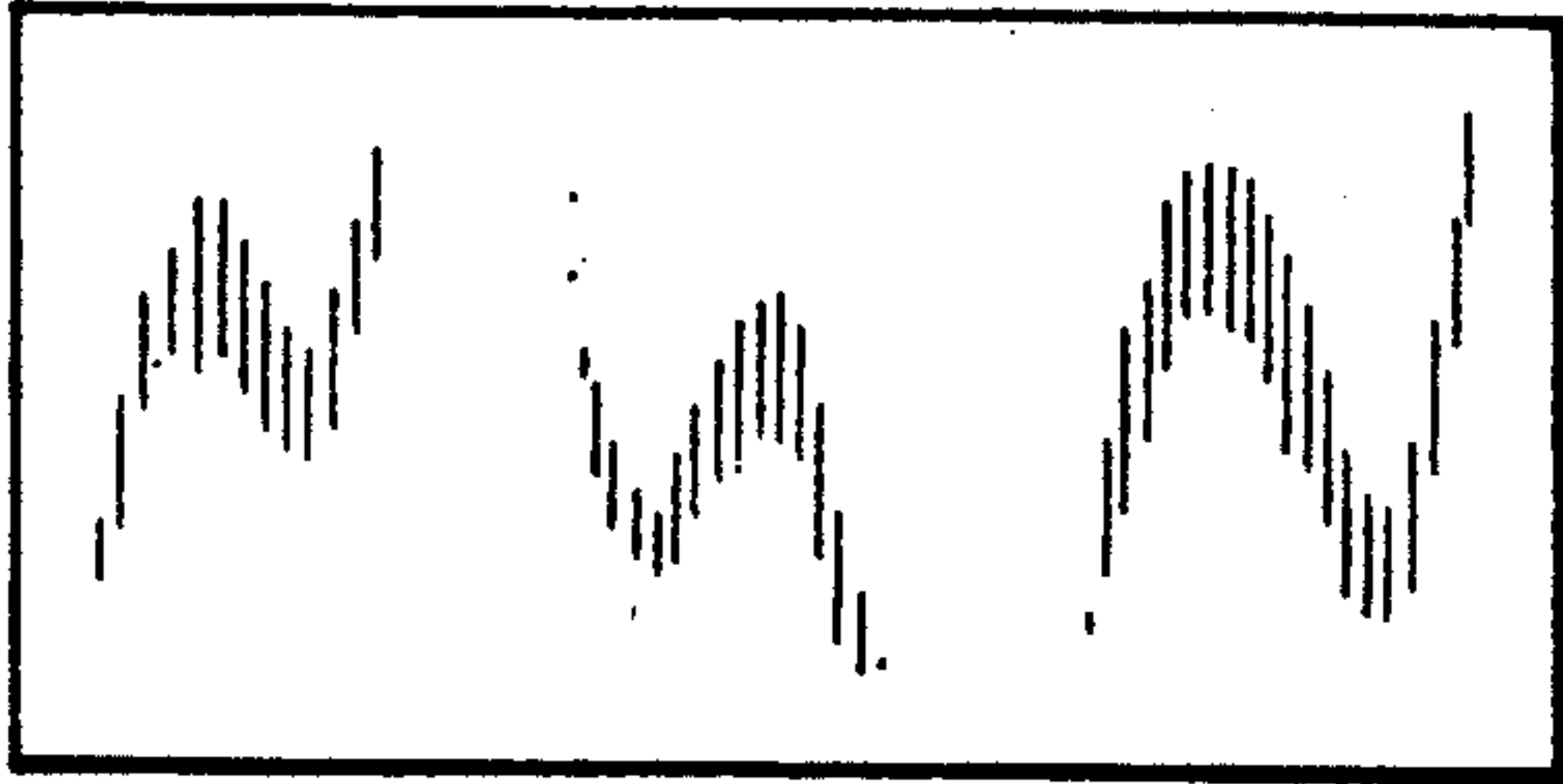


Fig. 3



Fig. 4




Fig. 5