



US00D335959S

United States Patent [19] Blake

[11] Patent Number: **Des. 335,959**

[45] Date of Patent: **** Jun. 1, 1993**

- [54] EARRING DISPLAY AND STORAGE CASE
- [76] Inventor: **Maryann Blake**, 111 S. Highland Ave., Apt. 1, Ossining, N.Y. 10562
- [**] Term: **14 Years**
- [21] Appl. No.: **702,724**
- [22] Filed: **May 20, 1991**
- [52] U.S. Cl. **D3/75**
- [58] Field of Search **D3/75, 78, 66, 40, 30.1; D28/78, 79, 77, 8.1; D6/440, 441, 442; D9/308, 432; 206/566; 220/DIG. 26; D20/10; D11/131, 157, 140, 132, 152, 152.1, 156, 124.1**

- 1,611,494 12/1926 Strauss 220/DIG. 26 X
- 1,875,127 8/1932 Parkin 220/DIG. 26 X

OTHER PUBLICATIONS

Pilliod Cabinet Co. Feb. 7, 1950 p. 3 top right #350-L.

Primary Examiner—A. Hugo Word
Assistant Examiner—Paula A. Mortimer
Attorney, Agent, or Firm—Terry M. Gernstein

[56] References Cited U.S. PATENT DOCUMENTS

- D. 111,061 8/1938 Botham D28/78
- D. 145,367 8/1946 Thomson D28/78
- D. 161,548 1/1951 Smoleroff D3/66
- D. 240,384 7/1976 Rumble .
- D. 242,403 11/1976 Webster .
- D. 245,560 9/1977 Mueller .
- 1,364,594 1/1921 Thomas 220/DIG. 26 X

[57] CLAIM

The ornamental design for an earring display and storage case, as shown and described.

DESCRIPTION

FIG. 1 is a front perspective view of an earring display and storage case showing my new design, in an open position;
 FIG. 2 is a front elevational view thereof, the rear being a mirror image of the front shown in FIG. 2;
 FIG. 3 is a side elevational view thereof;
 FIG. 4 is a side elevational view thereof; and,
 FIG. 5 is a top plan view thereof, the bottom view being a mirror image of the top view shown in FIG. 5.

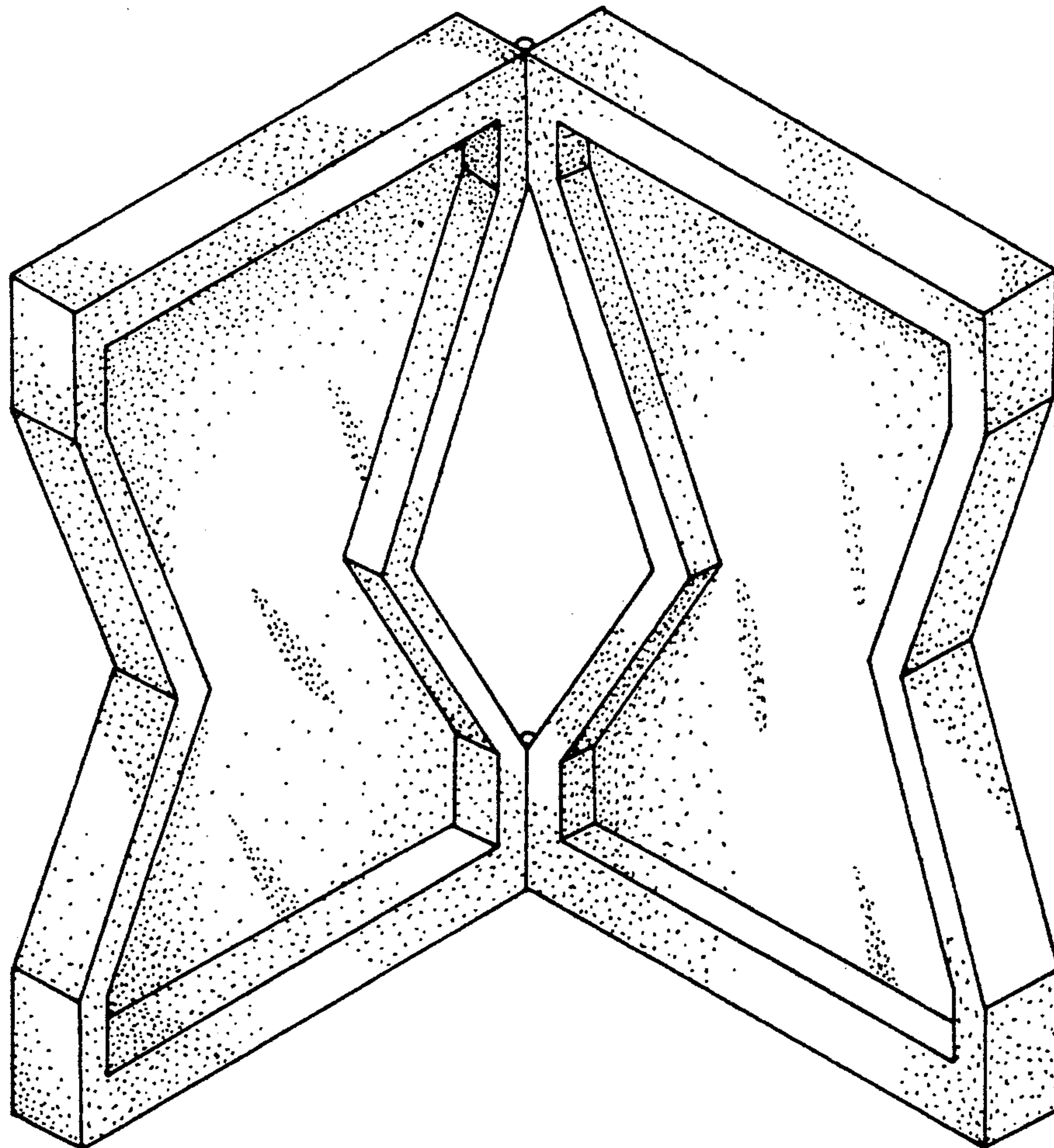


FIG. 1.

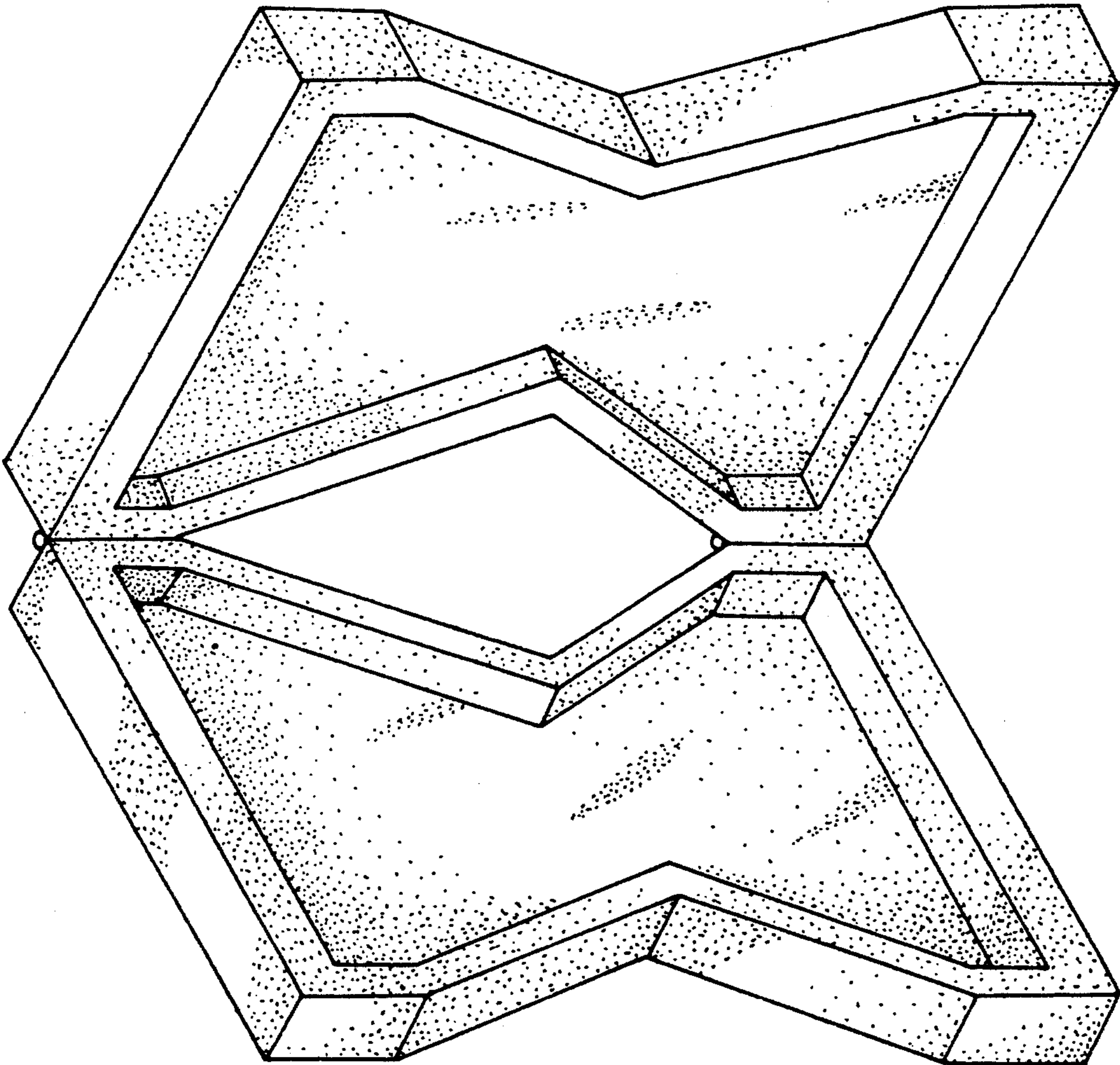




FIG. 5.

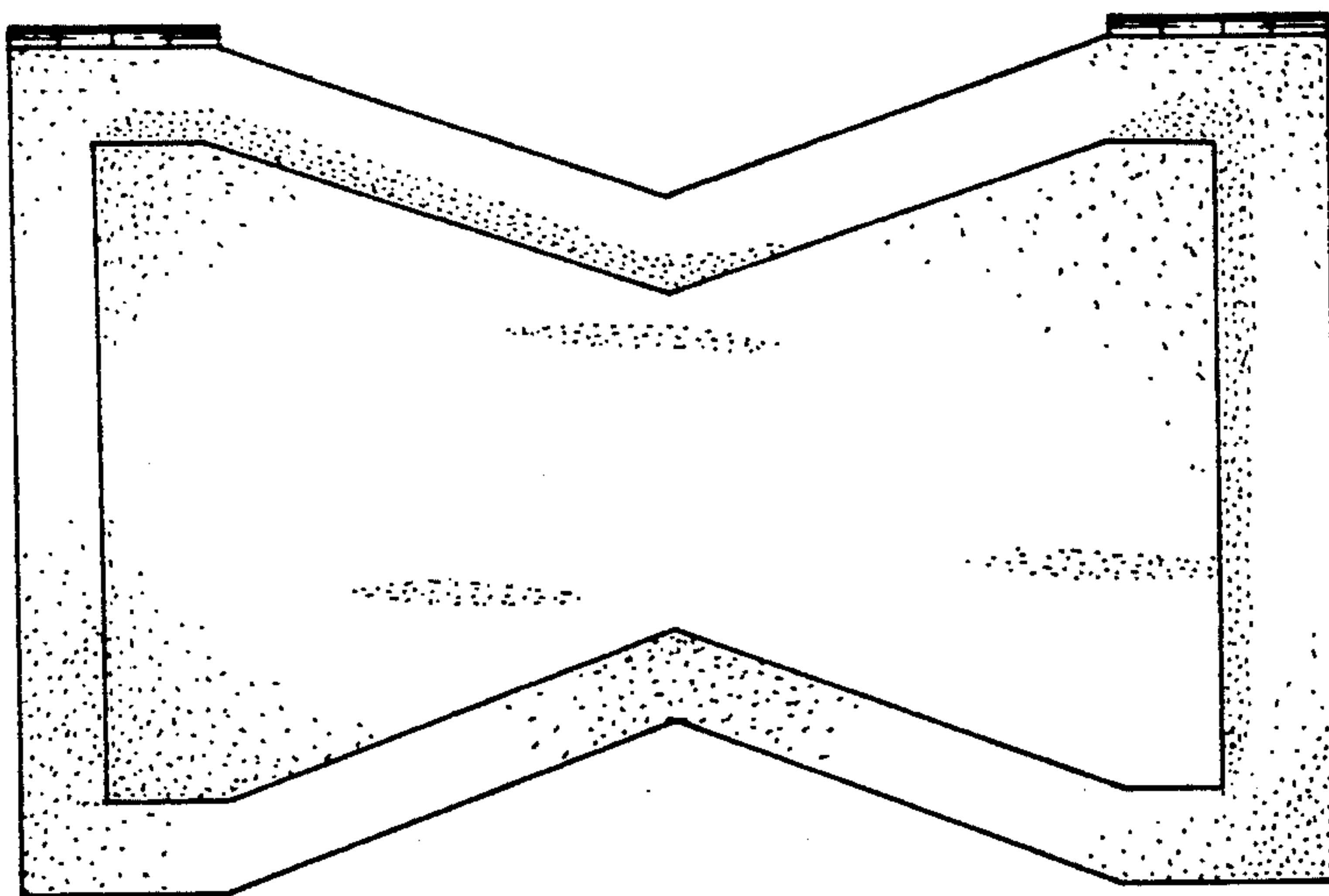


FIG. 2.



FIG. 3.




FIG. 4.