



US00D335954S

United States Patent [19]

[11] Patent Number: **Des. 335,954**

Avar

[45] Date of Patent: **** Jun. 1, 1993**

[54] **SHOE OUTSOLE**

D. 329,535	9/1992	Greene	D2/320
3,793,750	2/1974	Bowerman	36/59 C
4,449,307	5/1984	Stubblefield	36/32 R

[75] Inventor: **Eric P. Avar, Hillsboro, Oreg.**

[73] Assignee: **Nike, Inc., Beaverton, Oreg.**

[**] Term: **14 Years**

[21] Appl. No.: **905,658**

[22] Filed: **Jul. 1, 1992**

[52] U.S. Cl. **D2/320**

[58] Field of Search **D2/264, 265, 274, 311, D2/317-322; 36/25 R, 28, 29, 32 R, 43, 44, 59 R, 59 C, 83, 84, 89, 101-107, 112-114, 132, 136**

OTHER PUBLICATIONS

Nike catalogs—Spring 1989, pp. 12, 66; Spring 1990, pp. 4, 8, 96, 98.
 Nike catalogs Fall 1990, pp. 4, 8, 56, 60; Spring 1991, pp. 8, 10, 12, 54, 56, 58; Fall 1991, pp. 8, 64.
 Nike catalog Spring 1992, pp. 8, 10, 12, 62, 68.
 Fall 1992 Nike catalog, p. 82.
 Fall 1989 Nike catalog, p. 4.

Primary Examiner—Louis S. Zarfaz
Attorney, Agent, or Firm—Banner, Birch, McKie & Beckett

[56] References Cited

U.S. PATENT DOCUMENTS

D. 272,866	3/1984	Casetta	D2/309
D. 282,693	2/1986	Brayer et al.	D2/320
D. 287,784	1/1987	Tong et al.	.	
D. 288,028	2/1987	Chassaing	.	
D. 293,274	12/1987	Igoe	.	
D. 294,425	3/1988	Le	.	
D. 296,151	6/1988	Mourad	.	
D. 309,369	7/1990	Issler	.	
D. 311,810	11/1990	Hatfield	.	
D. 315,442	3/1991	Kilgore et al.	.	
D. 319,337	8/1991	Hatfield	D2/320
D. 319,535	9/1991	Hatfield	D2/320
D. 320,690	10/1991	Lucas	D2/320
D. 321,425	11/1991	Mitsui	D2/320
D. 321,973	12/1991	Hatfield	D2/320
D. 321,974	12/1991	Hatfield	D2/320
D. 322,511	12/1991	Lucas	D2/320
D. 324,449	3/1992	Hatfield	D2/320
D. 324,941	3/1992	Hatfield	D2/320

[57] CLAIM

The ornamental design for a shoe outsole, as shown and described.

DESCRIPTION

FIG. 1 is a bottom plan view of a shoe outsole showing my new design;
 FIG. 2 is a cross section view of the shoe outsole taken through line 2—2 of FIG. 1;
 FIG. 3 is a cross section view of the shoe outsole taken through line 3—3 of FIG. 1;
 FIG. 4 is a side elevational view of the shoe outsole; and,
 FIG. 5 is a side elevational view of the other side thereof.
 The broken line showing of the upper in FIGS. 4 and 5 are for illustrative purposes and form no part of the claimed design.

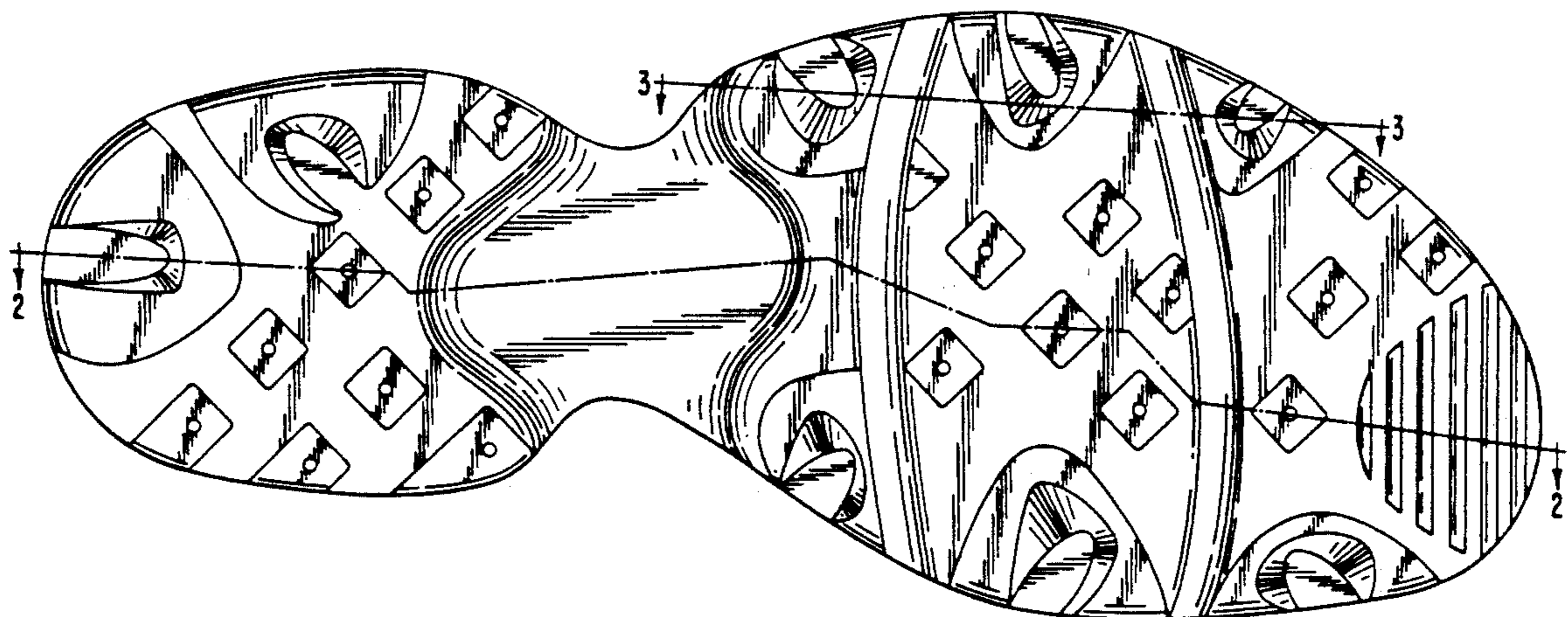


FIG. 1

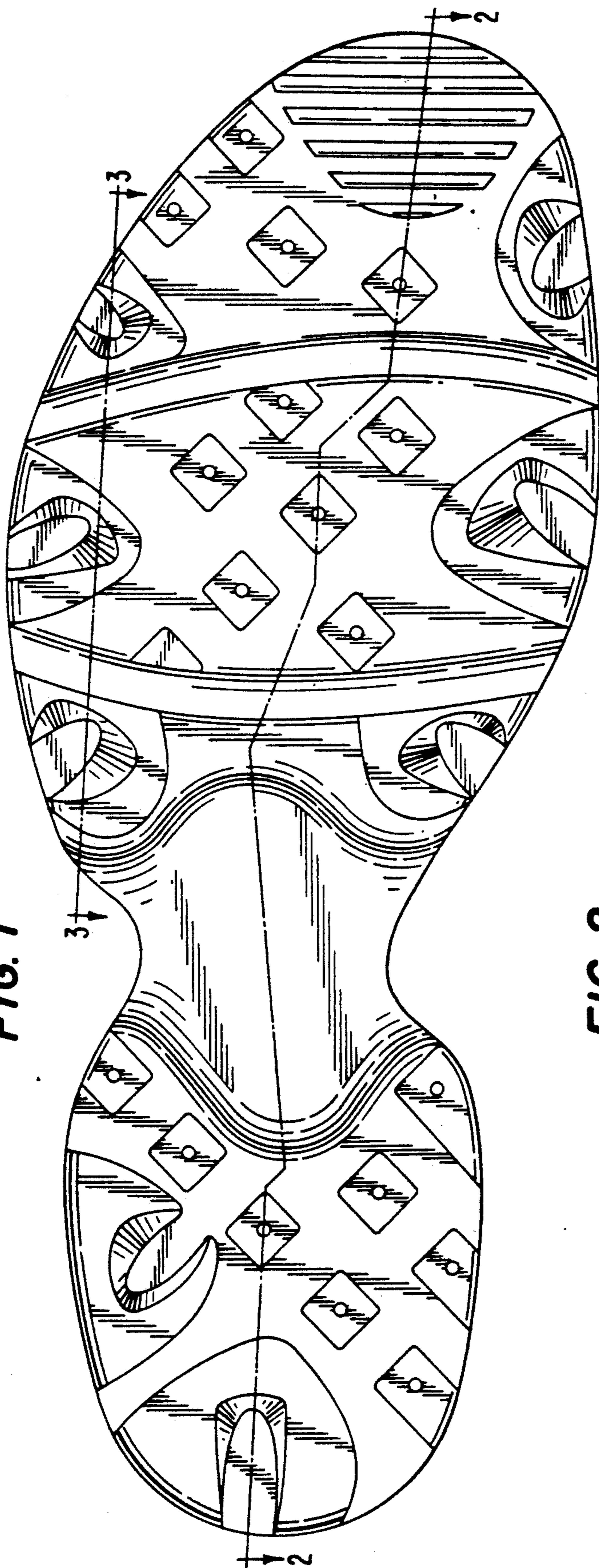


FIG. 2



FIG. 3



FIG. 4

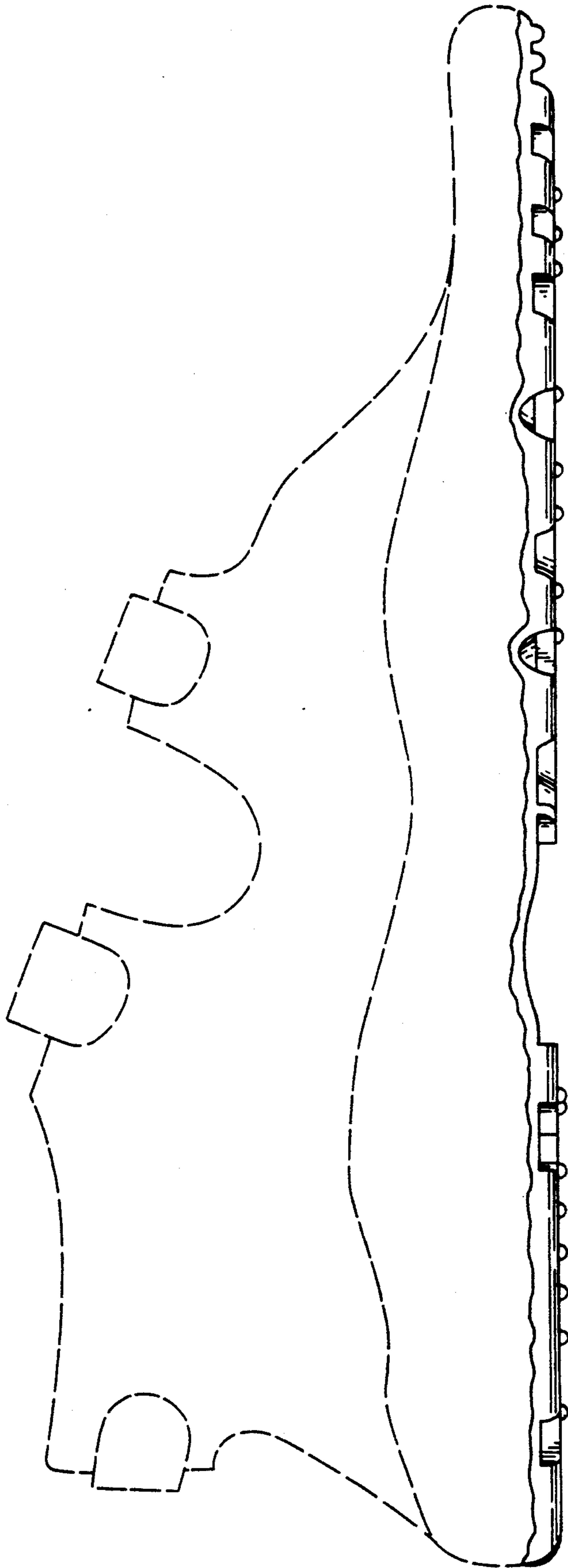


FIG. 5

