



US00D335950S

United States Patent [19]

[11] Patent Number: **Des. 335,950**

Claveria

[45] Date of Patent: **** Jun. 1, 1993**

[54] SHOE UPPER

DESCRIPTION

- [75] Inventor: **Ric Claveria**, Loma Linda, Calif.
- [73] Assignee: **L. A. Gear, Inc.**, Santa Monica, Calif.
- [**] Term: **14 Years**
- [21] Appl. No.: **669,302**
- [22] Filed: **Mar. 13, 1991**
- [52] U.S. Cl. **D2/314; D2/310**
- [58] Field of Search **D2/264, 265, 272, 308-314; 36/45, 83, 84, 89, 101-107, 112-114, 132, 136**

FIG. 1 is a right-hand side view in elevation of the shoe upper of the present invention;
 FIG. 2 is a top plan view of the shoe upper of FIG. 1;
 FIG. 3 is bottom plan view of the shoe upper of FIG. 1;
 FIG. 4 is a left-hand side view in elevation of the shoe upper of FIG. 1;
 FIG. 5 is a front view in elevation of the shoe upper of FIG. 1;
 FIG. 6 is a rear view in elevation of the shoe upper of FIG. 1;
 FIG. 7 is a left-hand side view in elevation of an alternative embodiment of the shoe upper of FIG. 1;
 FIG. 8 is a top plan view of the shoe upper of FIG. 7;
 FIG. 9 is a bottom plan view of the shoe upper of FIG. 7;
 FIG. 10 is a left-hand side view in elevation of the shoe upper of FIG. 7;
 FIG. 11 is front view in elevation of the shoe upper of FIG. 7; and,
 FIG. 12 is a rear view in elevation of the shoe upper of FIG. 7.

The broken line showing of a shoe sole in FIG. 1 is for illustrative purposes only and forms no part of the claimed design.

[56] References Cited

U.S. PATENT DOCUMENTS

- D. 315,633 3/1991 Nakao D2/314
- D. 323,924 2/1992 Earle D2/314

Primary Examiner—Louis S. Zarfes
Attorney, Agent, or Firm—Don C. Lawrence

[57] CLAIM

The ornamental design for a shoe upper, as shown and described.





Fig. 1.

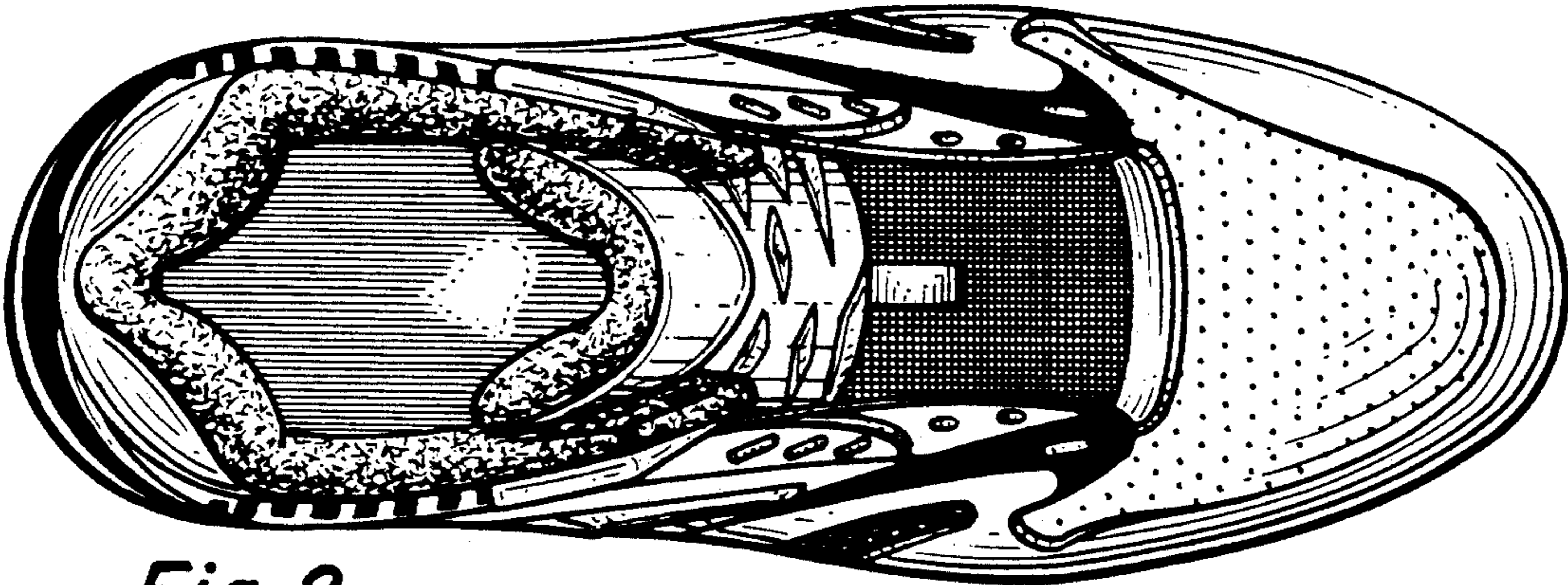


Fig. 2.

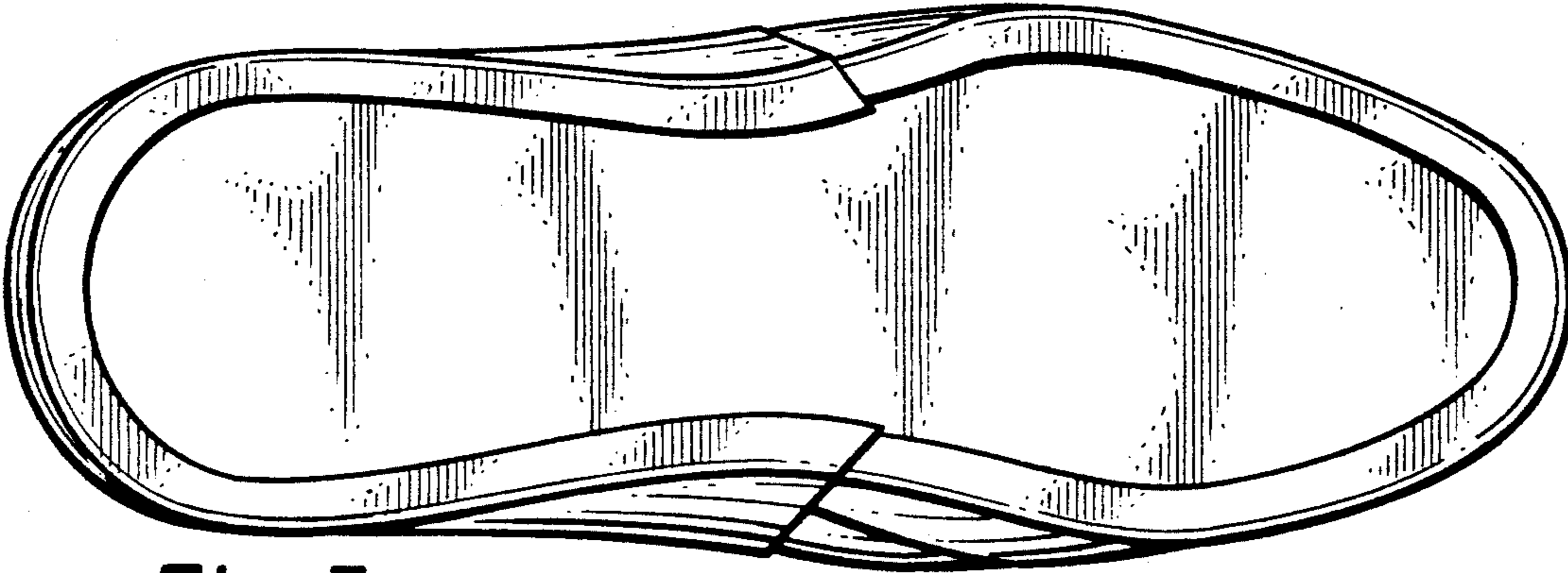


Fig. 3.




Fig. 4.




Fig. 5.




Fig. 6.




Fig. 7.

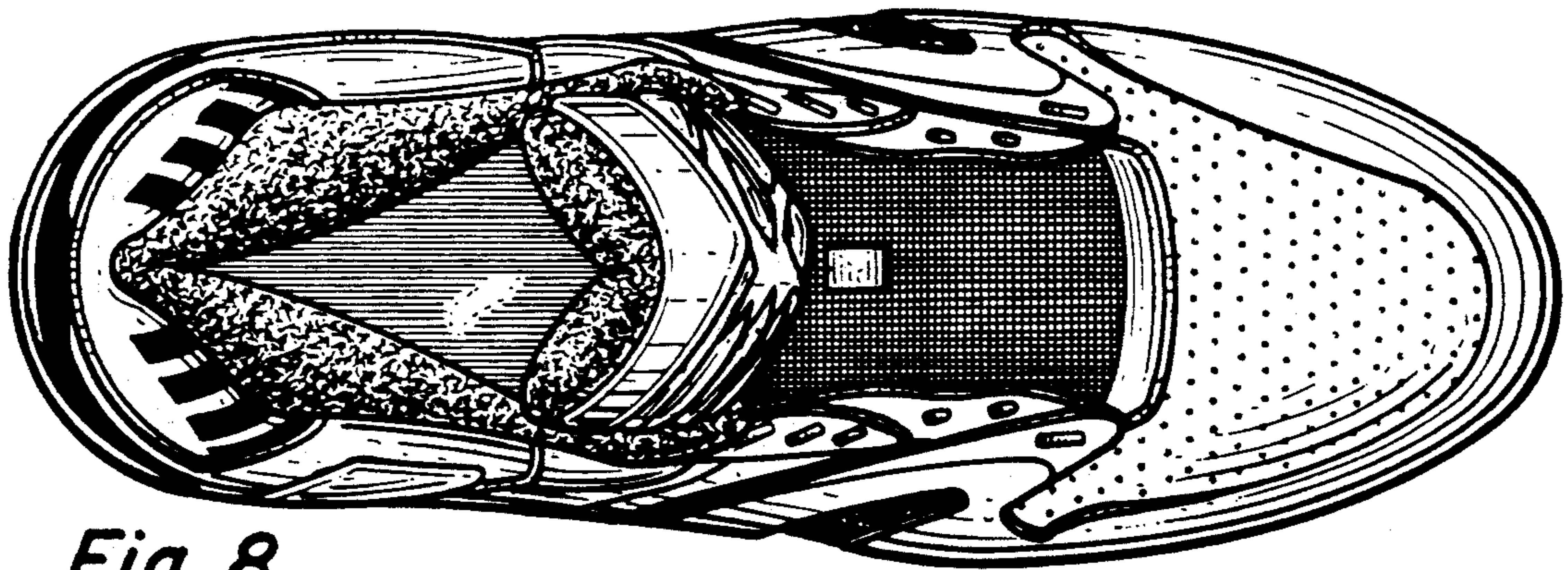


Fig. 8.

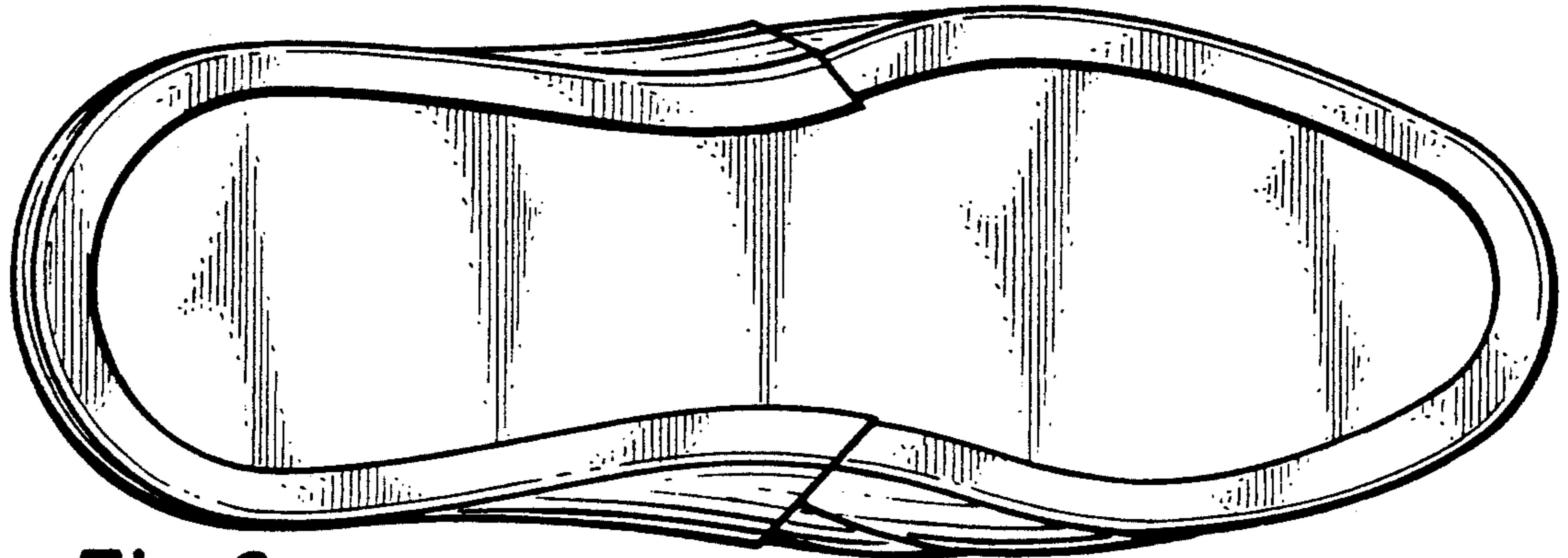


Fig. 8.




Fig. 10.




Fig. 11.




Fig. 12.