



US00D335939S

United States Patent [19]

[11] Patent Number: **Des. 335,939**

Cooper

[45] Date of Patent: **** May 25, 1993**

[54] **PET FEEDER**

4,733,634	3/1988	Hooser	119/51.12
4,735,171	4/1988	Essex	119/51.12
4,947,796	8/1990	Robinette	119/61
5,129,361	7/1992	Deutsch et al.	119/51.5

[76] Inventor: **Teresa A. Cooper, 733 Bishop St., Ste. 170-437, Honolulu, Hi. 96813**

[**] Term: **14 Years**

Primary Examiner—A. Hugo Word
Assistant Examiner—Cathy Anne MacCormac
Attorney, Agent, or Firm—Hugh E. Smith

[21] Appl. No.: **772,590**

[57] **CLAIM**

[22] Filed: **Oct. 7, 1991**

The ornamental design for a pet feeder, as shown and described.

[52] U.S. Cl. **D30/122**

[58] Field of Search **D30/121-123, D30/129-133; 119/51.12, 61, 51.11, 77, 51.5, 72, 52.4, 73**

DESCRIPTION

[56] **References Cited**

U.S. PATENT DOCUMENTS

2,791,984	5/1957	Franklin	119/77
3,985,104	10/1976	Klemer	119/51.12
4,079,699	3/1978	Longmore et al.	119/51.5
4,256,054	3/1981	Hitchcock	119/51.11
4,279,221	7/1981	Arvizu	119/51.11
4,315,483	2/1982	Scheidler	119/51.5
4,665,862	5/1987	Pitchford, Jr.	119/51.11

FIG. 1 is a front elevational view of the pet feeder showing my new design;
FIG. 2 is a rear elevational view thereof;
FIG. 3 is a left side elevational view thereof;
FIG. 4 is a right side elevational view thereof;
FIG. 5 is a top plan view thereof;
FIG. 6 is a bottom plan view thereof; and,
FIG. 7 is an isometric view of the invention showing a use thereof the broken lines are for purposed of illustration only and form no part of the claimed design.




FIG. 1




FIG. 2




FIG. 3

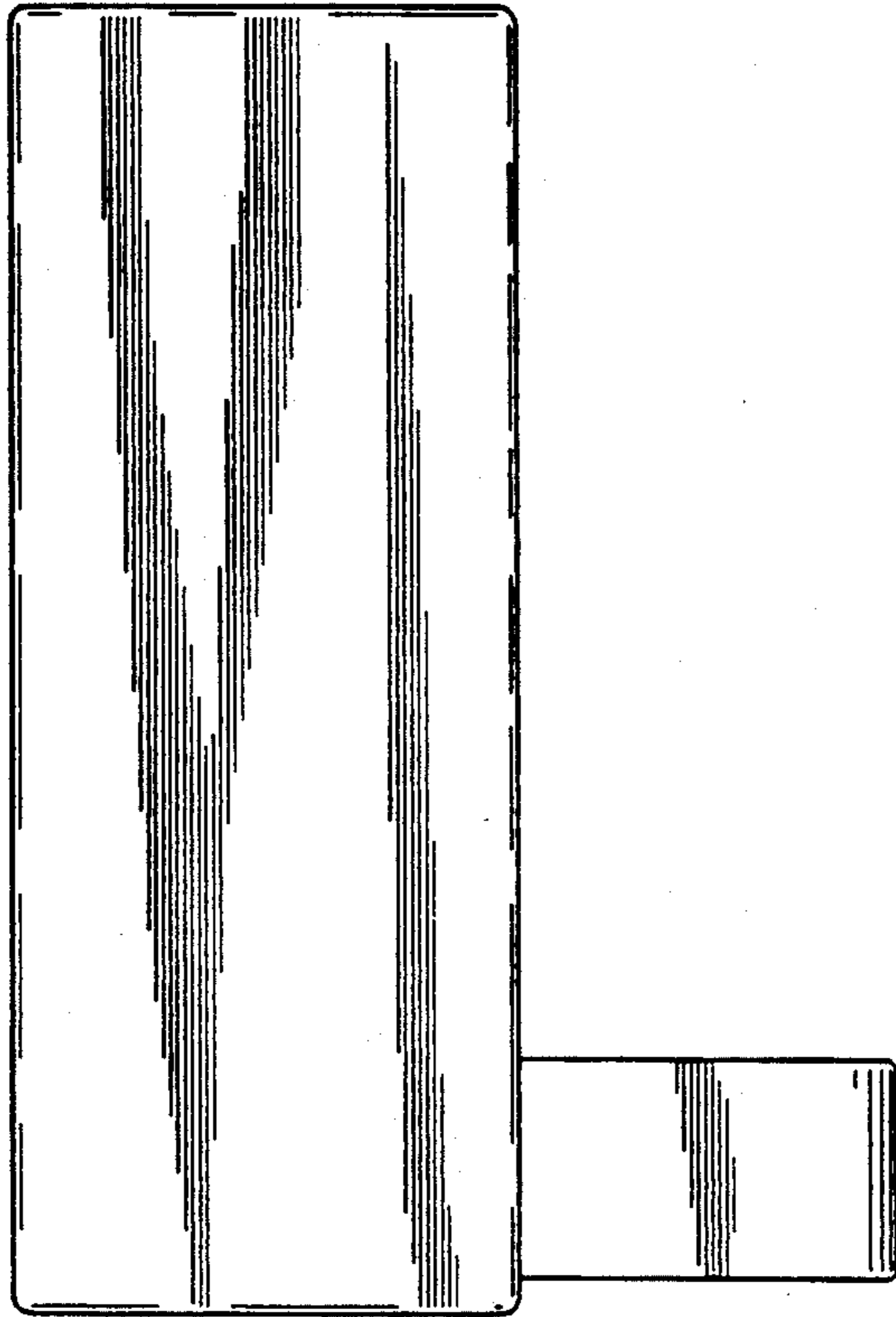


FIG. 4

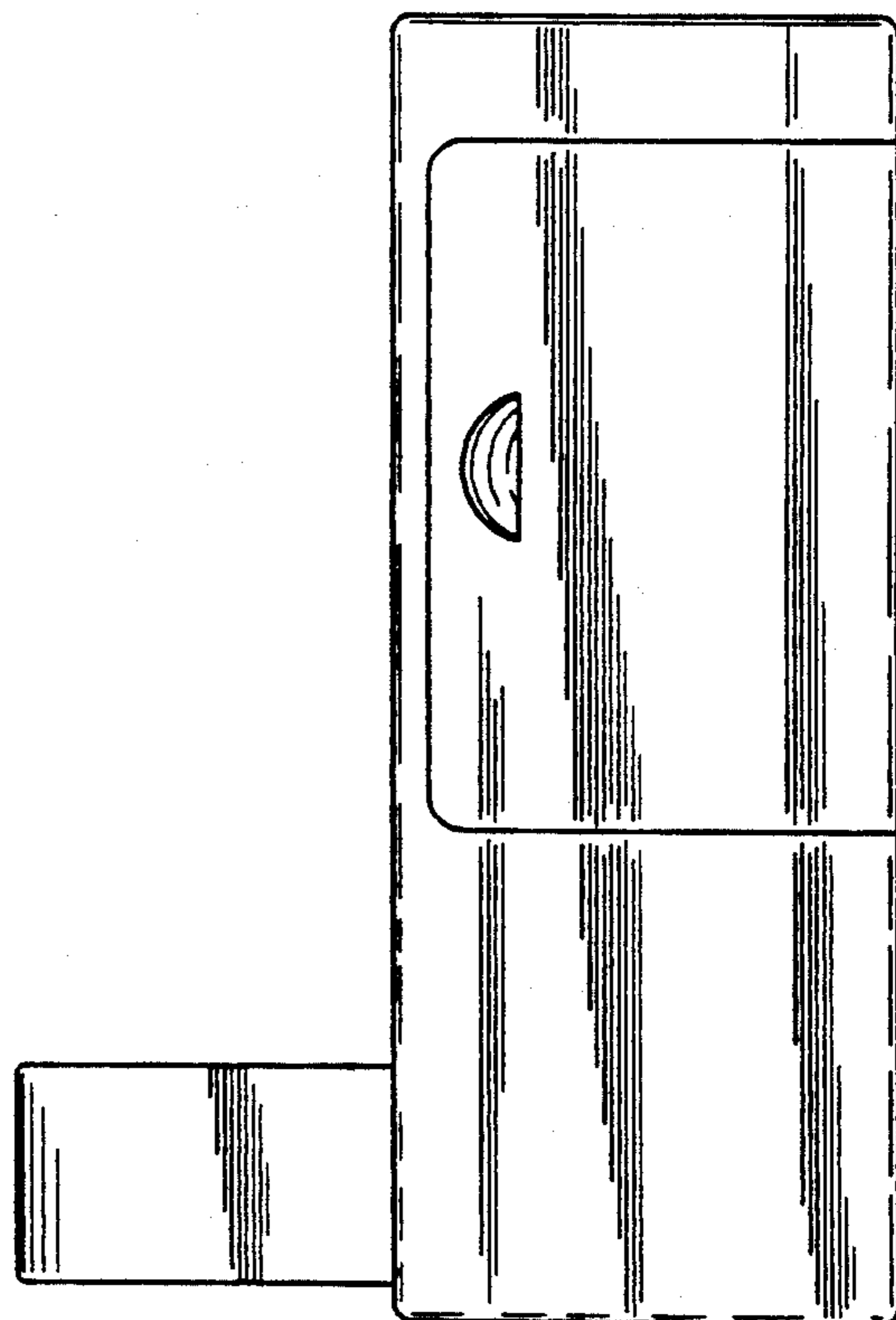


FIG. 5

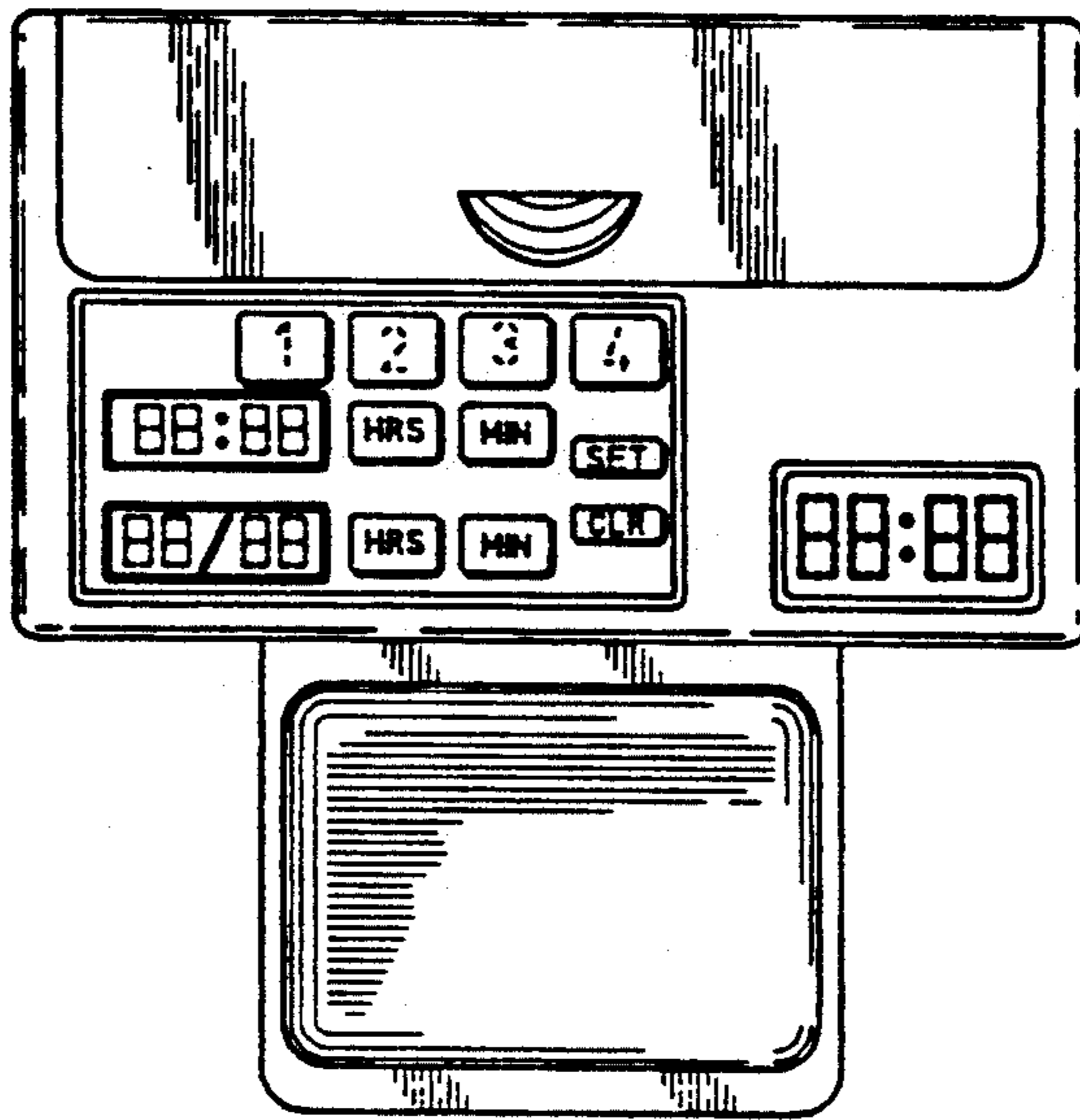


FIG. 6

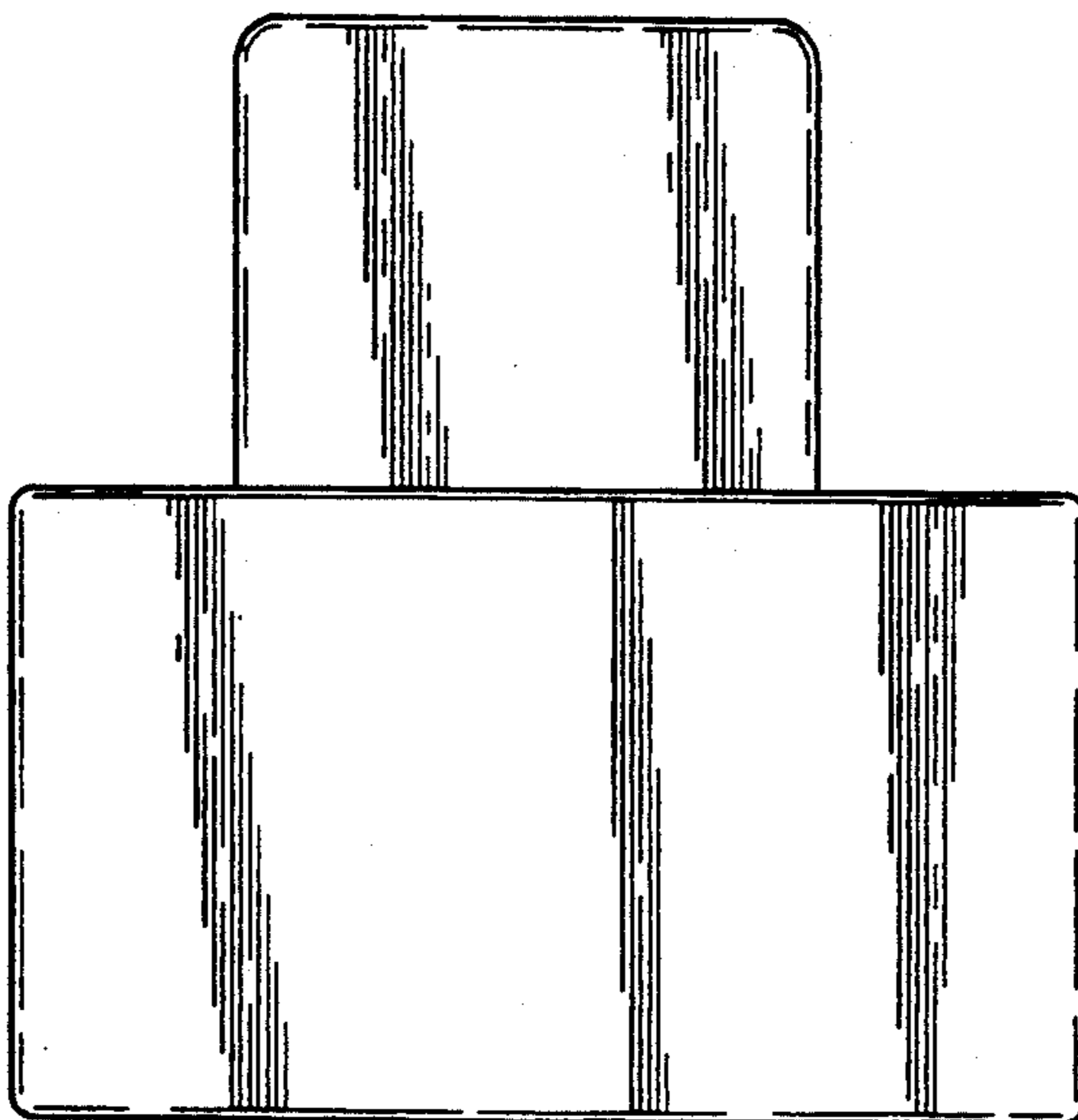


FIG. 7

