



US00D335919S

United States Patent [19]
O'Connell

[11] **Patent Number: Des. 335,919**
[45] **Date of Patent: ** May 25, 1993**

[54] **SPOUT**
[75] **Inventor: David J. O'Connell, Sturgeon Bay, Wis.**
[73] **Assignee: Kohler Co., Kohler, Wis.**
[**] **Term: 14 Years**
[21] **Appl. No.: 639,957**
[22] **Filed: Jan. 11, 1991**
[52] **U.S. Cl. D23/255**
[58] **Field of Search D23/238-243, D23/255-257; D24/201-205; 4/591, 675, 676, 677, 678; 137/801**

493,194 3/1893 Stifel et al. .
755,109 3/1904 Bussenius .
920,575 5/1909 Ike .
1,198,303 9/1916 Williams 4/591
1,436,538 11/1911 Schiller .
2,430,297 11/1949 Lombardi 4/591
2,499,966 3/1950 Noely 4/569
4,513,458 4/1985 Delepine 4/678
4,881,280 11/1989 Lesikar 4/678 X
4,912,782 4/1990 Robbins .

Primary Examiner—James R. Largen
Attorney, Agent, or Firm—Quarles & Brady

[56] **References Cited**
U.S. PATENT DOCUMENTS


D. 268,949 5/1983 Delepine D23/255
D. 289,916 5/1987 Delepine D23/255
D. 291,115 7/1987 Delepine D23/255
D. 299,951 2/1989 Pery D23/255
D. 312,866 12/1990 Gaffney et al. D23/255
D. 315,016 2/1991 Razumov D23/255
D. 315,594 3/1991 Razumov D23/255
D. 318,320 7/1991 Zerlia D23/241
372,347 11/1887 Wells .

[57] **CLAIM**

The ornamental design for a spout, as shown and described.

DESCRIPTION

FIG. 1 is a perspective view taken from the top and front and right side of a spout showing my new design; FIG. 2 is a top plan view thereof; FIG. 3 is a front elevation view thereof; FIG. 4 is a bottom plan view thereof; and, FIG. 5 is a right side elevation view thereof, the left side elevational view being the mirror image of the right side.






FIG. 1

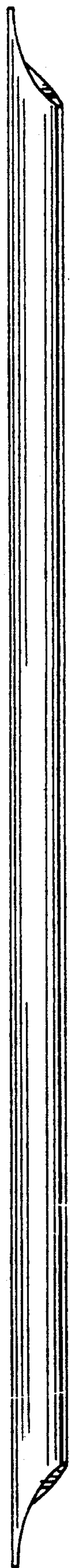


FIG. 2




FIG. 3



FIG. 4



FIG. 5