



US00D335893S

**United States Patent** [19]  
**Hu**

[11] **Patent Number: Des. 335,893**

[45] **Date of Patent: \*\* May 25, 1993**

[54] **PEN**  
[75] **Inventor: James Hu, Shin-Tien, Taiwan**  
[73] **Assignee: Pro Eton Corporation, Taipei, Taiwan**

D. 280,854 10/1985 Matalon ..... D19/49 X  
D. 299,470 1/1989 Möck ..... D19/56 X  
D. 303,124 8/1989 Li ..... D19/43 X  
D. 307,600 5/1990 Singer ..... D19/49 X  
D. 308,075 5/1990 Yazaki ..... D19/49 X  
D. 309,913 8/1990 Shintani ..... D19/43

[\*\*] **Term: 14 Years**

*Primary Examiner*—Nelson C. Holtje  
*Assistant Examiner*—Martha Thompson  
*Attorney, Agent, or Firm*—Bacon & Thomas

[21] **Appl. No.: 792,754**

[22] **Filed: Nov. 15, 1991**

[57] **CLAIM**

[52] **U.S. Cl. .... D19/43; D19/48; D19/56; D19/57**

The ornamental design for a pen, as shown and described.

[58] **Field of Search .... D19/35, 36, 41-51, D19/54-58, 81-85; 401/196, 198, 202, 243-247**

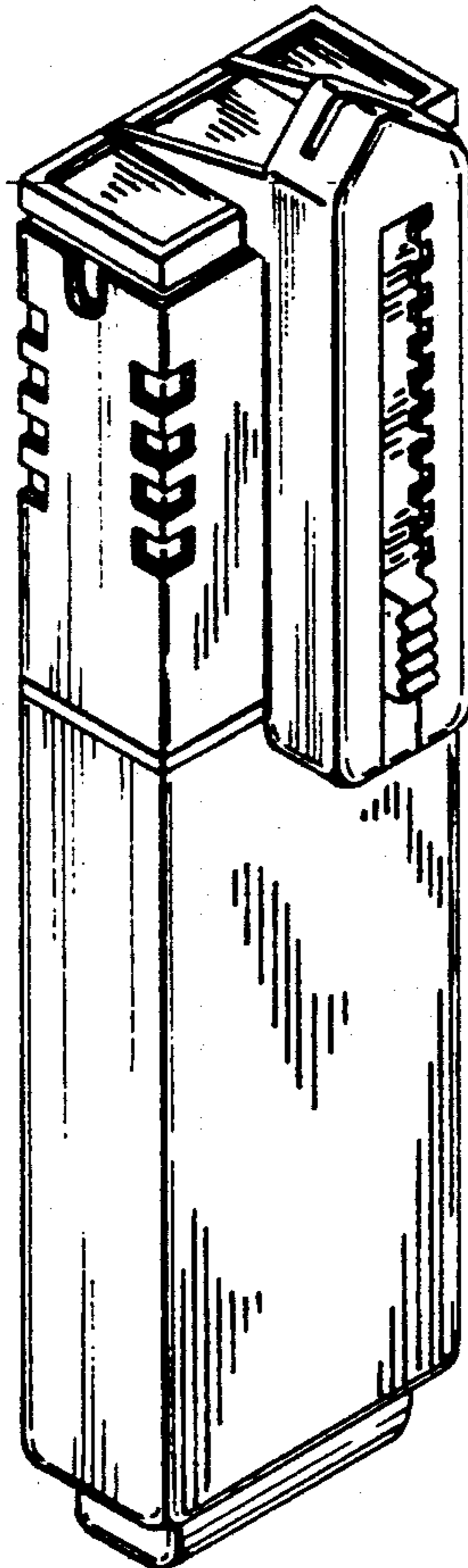
**DESCRIPTION**

[56] **References Cited**

**U.S. PATENT DOCUMENTS**

D. 238,357 1/1976 DiCarlo ..... D19/36  
D. 260,532 9/1981 Sakaoka ..... D19/53  
D. 268,501 4/1983 Kuückel et al. .... D19/56 X  
D. 268,935 5/1983 Horntrich ..... D19/56 X  
D. 273,395 4/1984 Wilkinson ..... D19/56 X

FIG. 1 is a perspective view of the pen of my new design;  
FIG. 2 is a top plan view thereof;  
FIG. 3 is a bottom plan view thereof;  
FIG. 4 is a front elevational view thereof;  
FIG. 5 is a rear elevational view thereof;  
FIG. 6 is a left side elevational thereof; and,  
FIG. 7 is a right side elevational view thereof.



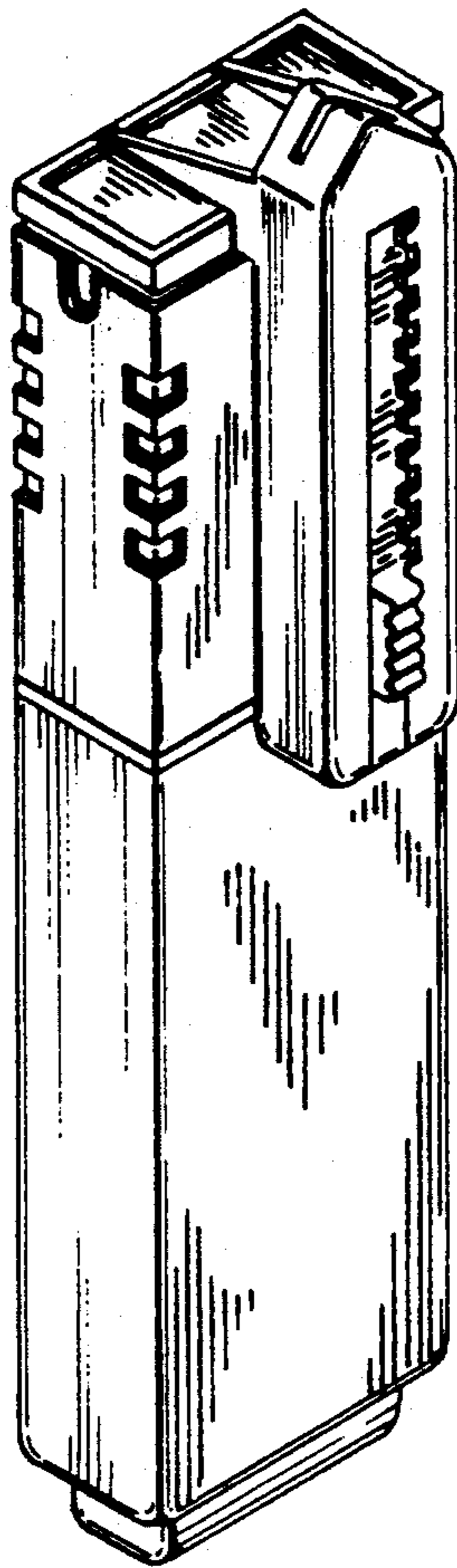


FIG. 1

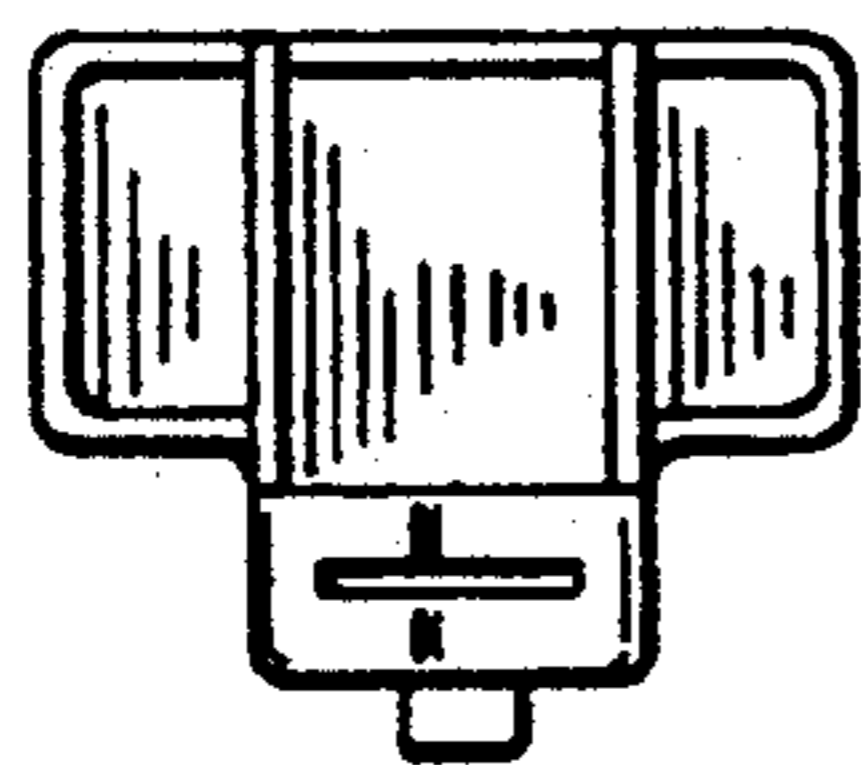


FIG. 2




FIG. 3

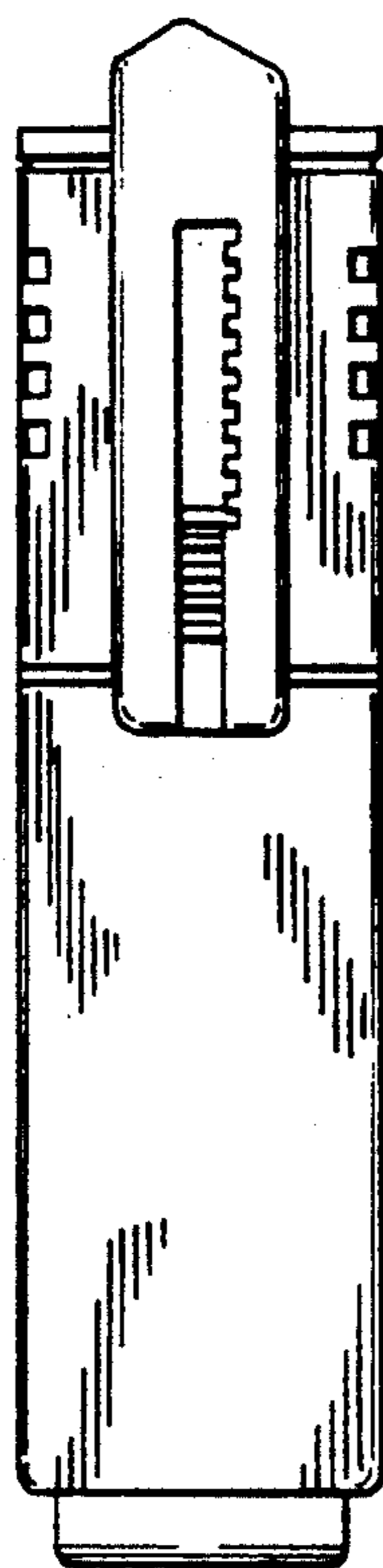


FIG. 4



FIG. 5

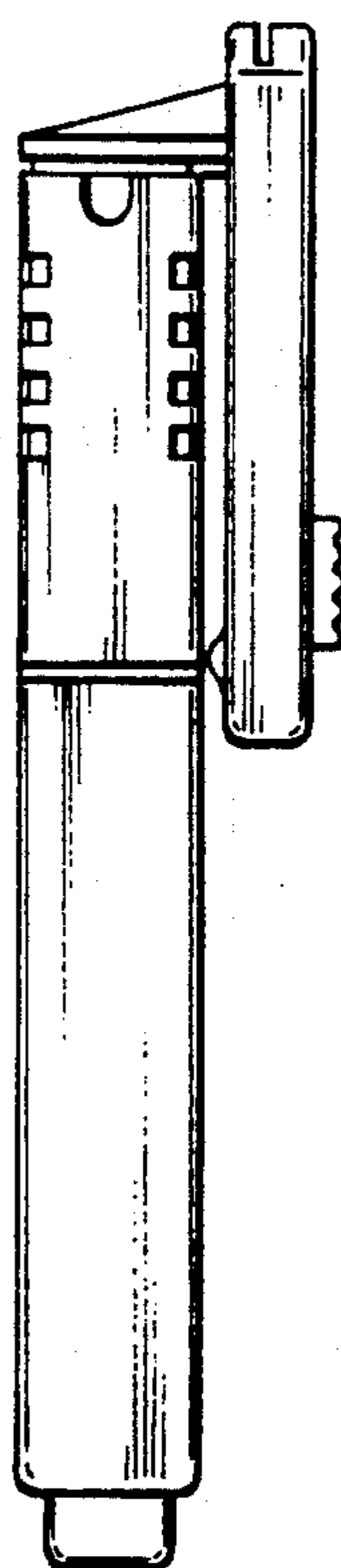


FIG. 6




FIG. 7