



US00D335881S

United States Patent [19]

[11] Patent Number: **Des. 335,881**

Morris

[45] Date of Patent: **** May 25, 1993**

[54] COMMUNICATION HANDSET

[76] Inventor: **Byron Morris, 5408 Memory La.,
Evansville, Ind. 47711-2449**

[**] Term: **14 Years**

[21] Appl. No.: **651,503**

[22] Filed: **Feb. 6, 1991**

[52] U.S. Cl. **D14/248**

[58] Field of Search **D14/138, 147, 148, 241,
D14/228, 143, 247; D12/147; D26/123**

D. 272,437	1/1984	Knickerbocker	D14/241
D. 284,364	6/1986	Nakanishi et al.	D12/147
D. 301,577	6/1989	Morrison	D14/143
D. 305,533	1/1990	Perkins et al.	D14/248
D. 315,222	3/1991	Sanborn	D26/123
D. 323,503	1/1992	Yoneyama et al.	D14/138

Primary Examiner—Susan J. Lucas

[57] CLAIM

The ornamental design for a communication handset, as shown and described.

DESCRIPTION

FIG. 1 is a top plan view showing the communication handset of my claimed design, where the opposite side is a mirror image thereof including the lower portion of FIG. 2;

FIG. 2 is a view in side elevation of my claimed design, looking from right to left on FIG. 1;

FIG. 3 is a view in end elevation of my claimed design as taken along line 3—3 of FIG. 1; and,

FIG. 4 is a view in end elevation of my claimed design as taken along line 4—4 of FIG. 1.

[56] References Cited

U.S. PATENT DOCUMENTS

D. 57,377	3/1921	Paull	D12/147
D. 61,136	7/1922	Haley	D26/123
D. 157,953	4/1950	Hawkinson	D12/147
D. 199,853	12/1964	Gilbert	D14/248 X
D. 233,038	10/1974	Starrett	D22/117
D. 237,802	11/1975	Klarben et al.	D14/247
D. 244,209	3/1977	Bliver	D14/248
D. 272,064	1/1984	Coons et al.	D14/148




fig. 3





fig. 1

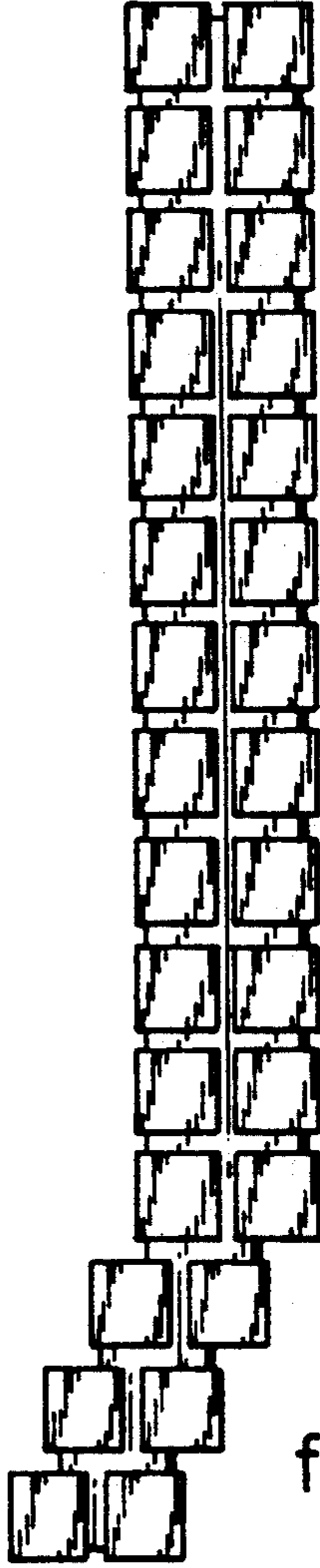


fig. 2




fig. 4