



US00D335846S

United States Patent [19]

[11] Patent Number: **Des. 335,846**

Hara

[45] Date of Patent: **** May 25, 1993**

[54] **AUTOMOBILE TIRE**

[75] Inventor: **Kengo Hara**, Hyogo, Japan

[73] Assignee: **Sumitomo Rubber Industries, Ltd.**,
Kobe, Japan

[**] Term: **14 Years**

[21] Appl. No.: **805,835**

[22] Filed: **Dec. 11, 1991**

[30] **Foreign Application Priority Data**

Jun. 12, 1991 [JP] Japan 3-17571

[52] U.S. Cl. **D12/147**

[58] Field of Search **D12/136, 137, 145-151;**
152/209 R, 209 B, 209 D

[56] **References Cited**

U.S. PATENT DOCUMENTS

D. 292,083 9/1987 Ozawa **D12/147**

D. 329,031 9/1992 Lassan **D12/146**

5,078,190 1/1992 Wissbrock et al. **D12/147**

OTHER PUBLICATIONS

1990 Tread Design Guide, p. 77, Yokohama AX323 (P)

Tire, second row down from top & second tire in from right side of page.

"Falken FK-06U H&V-Rated (P) B-TL-P-NB-S-B-RP-60-M-RD." 1990 Tread Design Guide, A Bennett Garfield Publication, p. 32.

Primary Examiner—James M. Gandy
Attorney, Agent, or Firm—Cushman, Darby & Cushman

[57] **CLAIM**

The ornamental design for an automobile tire, as shown and described.

DESCRIPTION

FIG. 1 is a front perspective view of an automobile tire showing my new design, it being understood that the tread design is repeated uniformly throughout the circumference of the tire and the opposite side is the same as that shown;

FIG. 2 is a front elevational view thereof;

FIG. 3 is a top plan view thereof;

FIG. 4 is a side elevational view of said one side;

FIG. 5 is a side elevational view of the opposite side thereof; and,

FIG. 6 is an enlarged fragmentary front elevational view thereof.




FIG. 1




FIG. 2

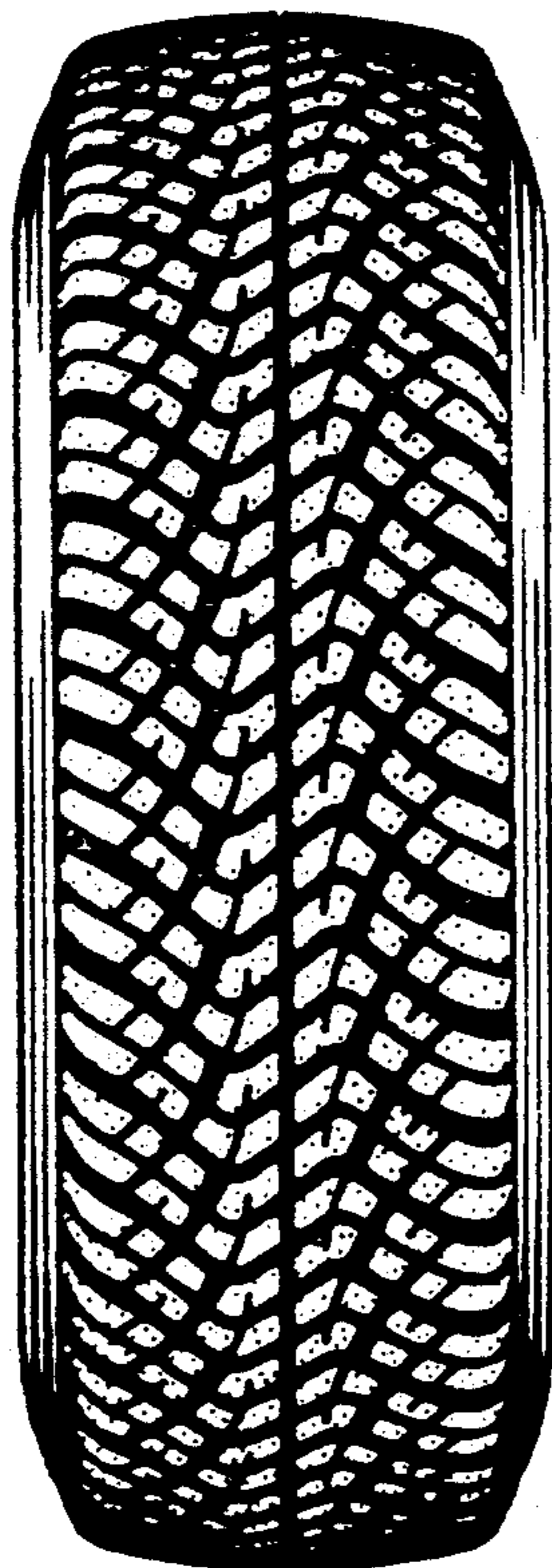


FIG. 3

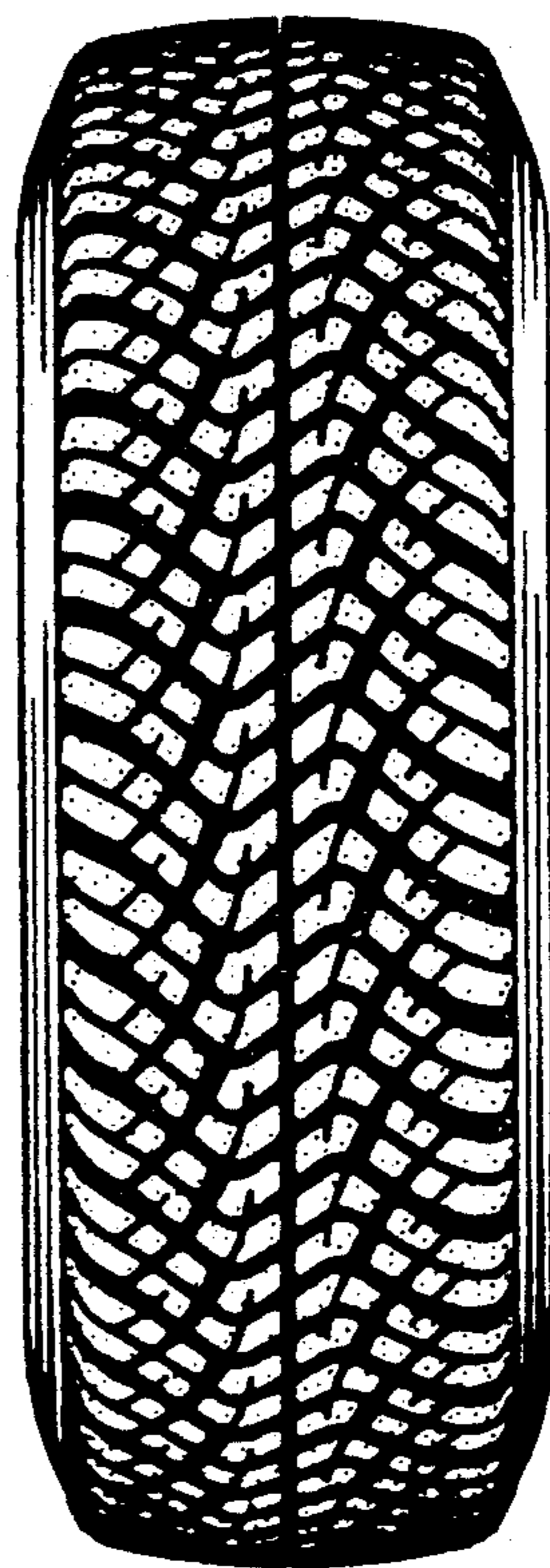


FIG. 4




FIG. 5




FIG. 6

