



US00D335834S

United States Patent [19]

[11] Patent Number: Des. 335,834

Grotto

[45] Date of Patent: ** May 25, 1993

[54] JEWELRY CHAIN

DESCRIPTION

- [75] Inventor: **Ferdinando L. Grotto**, Bassano del Grappa, Italy
- [73] Assignee: **OroAmerica, Inc.**, Burbank, Calif.
- [**] Term: **14 Years**
- [21] Appl. No.: **471,716**
- [22] Filed: **Jan. 29, 1990**
- [52] U.S. Cl. **D11/15; D11/12**
- [58] Field of Search **D11/1-25, D11/93, 94; 59/78, 78.1, 79.3-85, 90; 63/1.1-6**

FIG. 1 is a top plan view of a jewelry chain showing my new design;
 FIG. 2 is a partial enlarged top plan view;
 FIG. 3 is a side elevational view of FIG. 2;
 FIG. 4 is a sectional view of FIG. 2;
 FIG. 5 is a sectional view taken along the lines 5—5 of FIG. 2;
 FIG. 6 is a top plan view of a jewelry chain showing a second embodiment of my new design;
 FIG. 7 is a partial enlarged top plan view of FIG. 6;
 FIG. 8 is a side elevational view of FIG. 7;
 FIG. 9 is a sectional view taken along the lines 9—9 of FIG. 7;
 FIG. 10 is a partial sectional view taken along the lines 10—10 of FIG. 7;
 FIG. 11 is a top plan view of a jewelry chain showing a third embodiment of my new design;
 FIG. 12 is a partial enlarged top plan view of FIG. 11;
 FIG. 13 is a side elevational view of FIG. 12;
 FIG. 14 is a sectional view taken along the lines 14—14 of FIG. 12; and,
 FIG. 15 is sectional view taken along the lines 15—15 of FIG. 12.

The opposite side views of the jewelry chains of FIGS. 2, 7, and 12 are identical to the side views 3, 8, and 13, respectively, of the jewelry rope chain.

[56] References Cited

U.S. PATENT DOCUMENTS

D. 160,775 11/1950 Denies D11/18

OTHER PUBLICATIONS

Silverworks Cat. Item "C1" center of p. 5.

Primary Examiner—A. Hugo Word

Assistant Examiner—R. Seifert

Attorney, Agent, or Firm—Drucker & Sommers

[57] CLAIM

The ornamental design for jewelry chain, as shown and described.

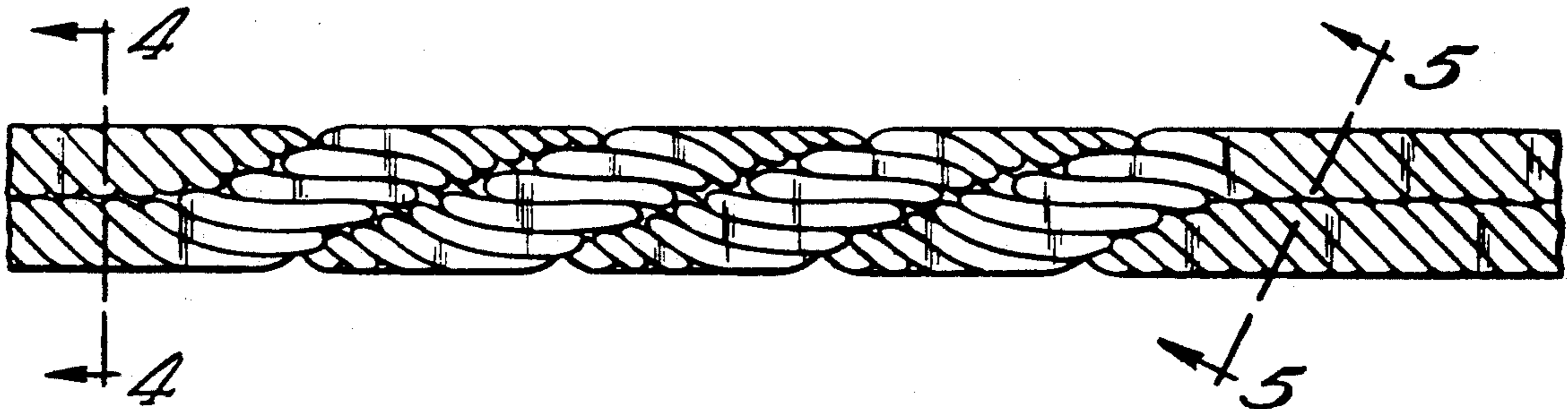




Fig. 1




Fig. 2



Fig. 4



Fig. 3



Fig. 5



Fig. 6




Fig. 7



Fig. 9




Fig. 10



Fig. 8



Fig. 11

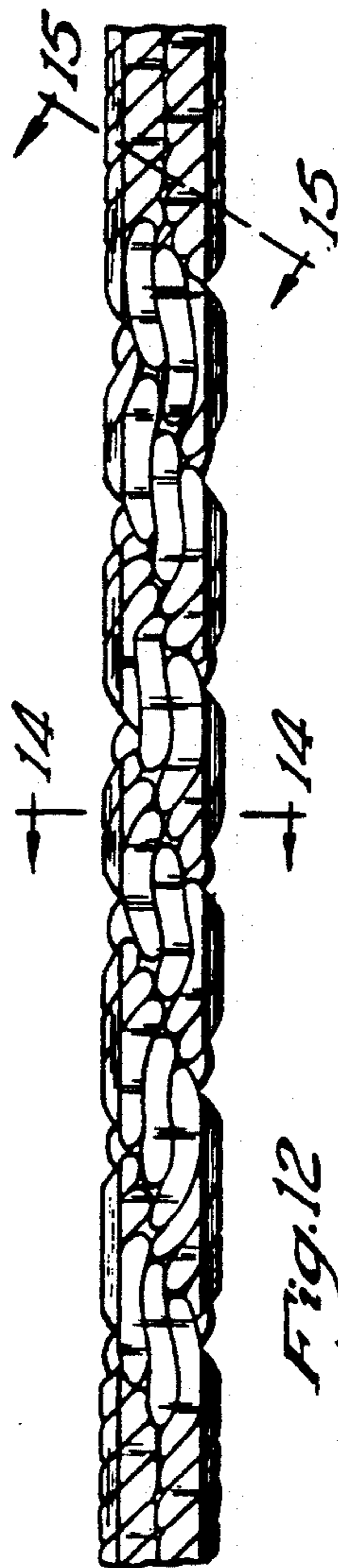


Fig. 12



Fig. 14



Fig. 15



Fig. 13