



US00D335826S

United States Patent [19]

[11] Patent Number: **Des. 335,826**

Jopt et al.

[45] Date of Patent: **** May 25, 1993**

[54] **GUIDE RAIL FOR A DRAWING MACHINE**

[56] **References Cited**

[75] Inventors: **Uwe Jopt; Heinrich Otten**, both of Wilhelmshaven; **Georg Kaluza**, Velbert, all of Fed. Rep. of Germany

U.S. PATENT DOCUMENTS

D. 292,296	10/1987	Wood	D10/46 X
3,950,853	4/1976	Andrew	33/437
4,383,375	5/1983	Avella et al.	33/437

[73] Assignee: **Franz Kuhlmann Prazisionsmchanik und Maschinenbau GmbH & Co.**, Wilhelmshaven, Fed. Rep. of Germany

Primary Examiner—Nelson C. Holtje
Assistant Examiner—Antoine D. Davis
Attorney, Agent, or Firm—Merchant & Gould, Smith, Edell, Welter & Schmidt

[**] Term: **14 Years**

[57] **CLAIM**

The ornamental design for a guide rail for a drawing machine, as shown and described.

[21] Appl. No.: **668,445**

DESCRIPTION

[22] Filed: **Mar. 13, 1991**

[52] U.S. Cl. **D10/74; D10/46; D10/63**

FIG. 1 is a perspective view of the top;
FIG. 2 is a bottom plan view;
FIG. 3 is a top plan view;
FIG. 4 is a side plan view;
FIG. 5 is a side plan view opposite of FIG. 4; and,
FIG. 6 is an end view.

[58] Field of Search **D10/74, 63; D25/33, D25/48; 33/430, 438-442**

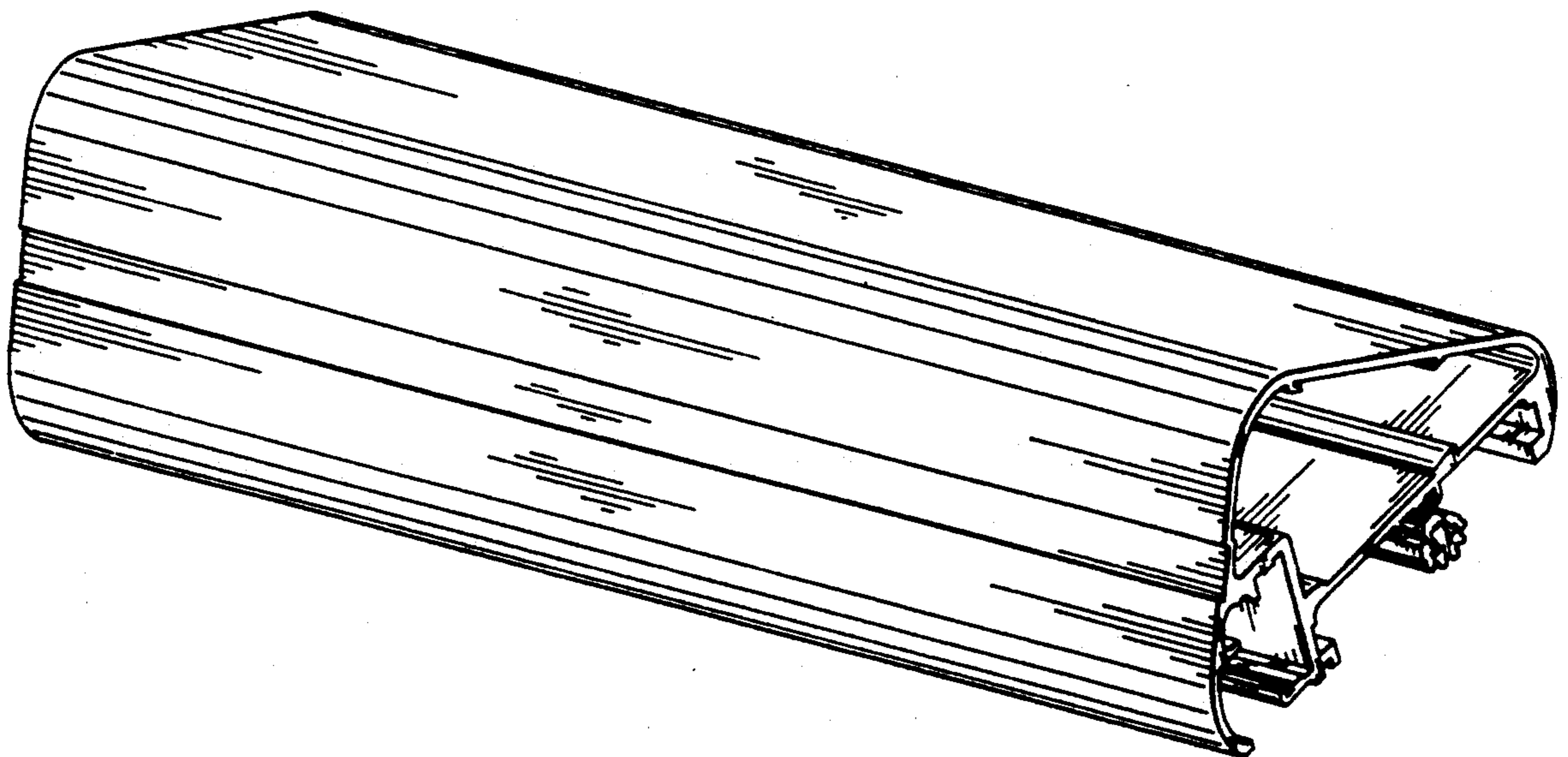


FIG. 1

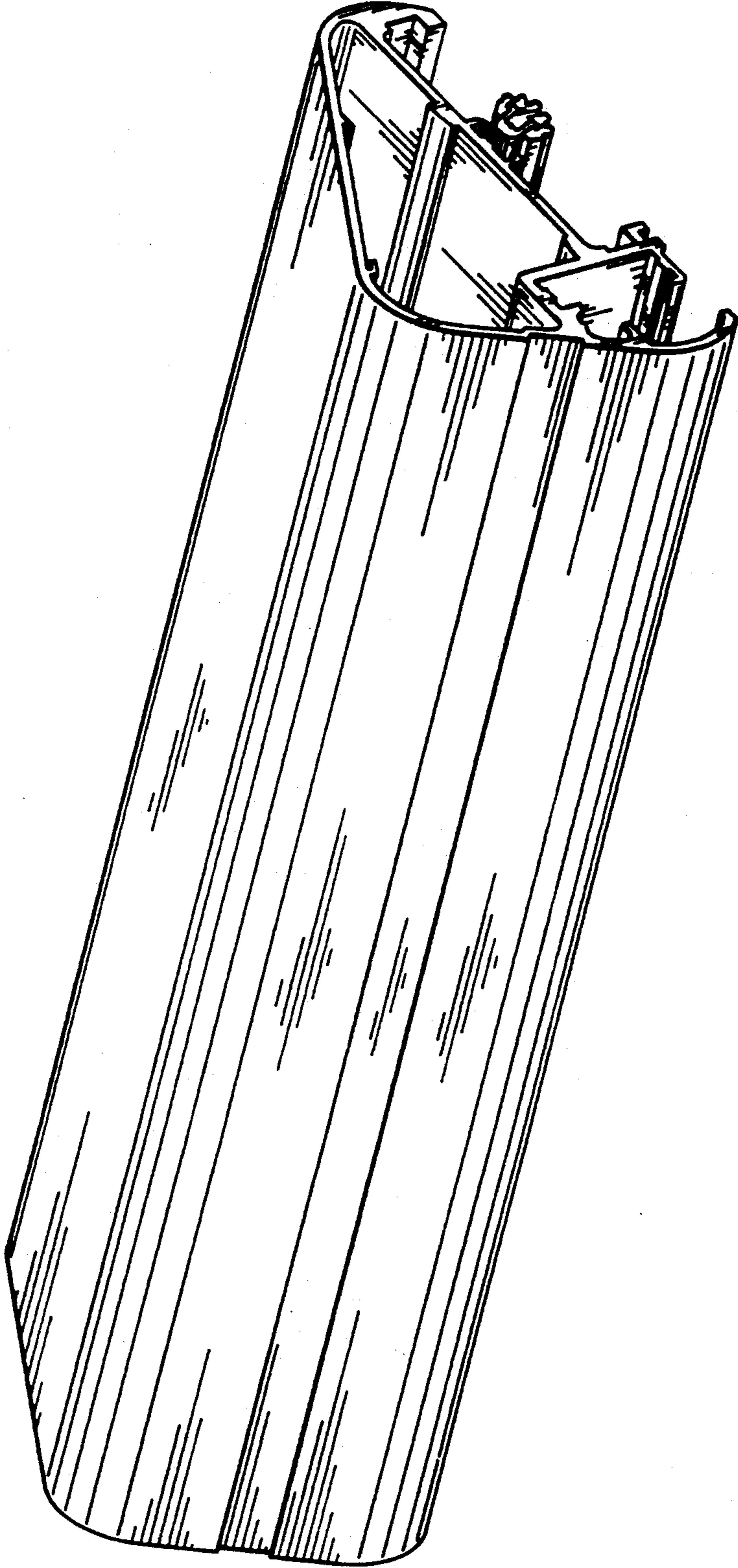



FIG. 2



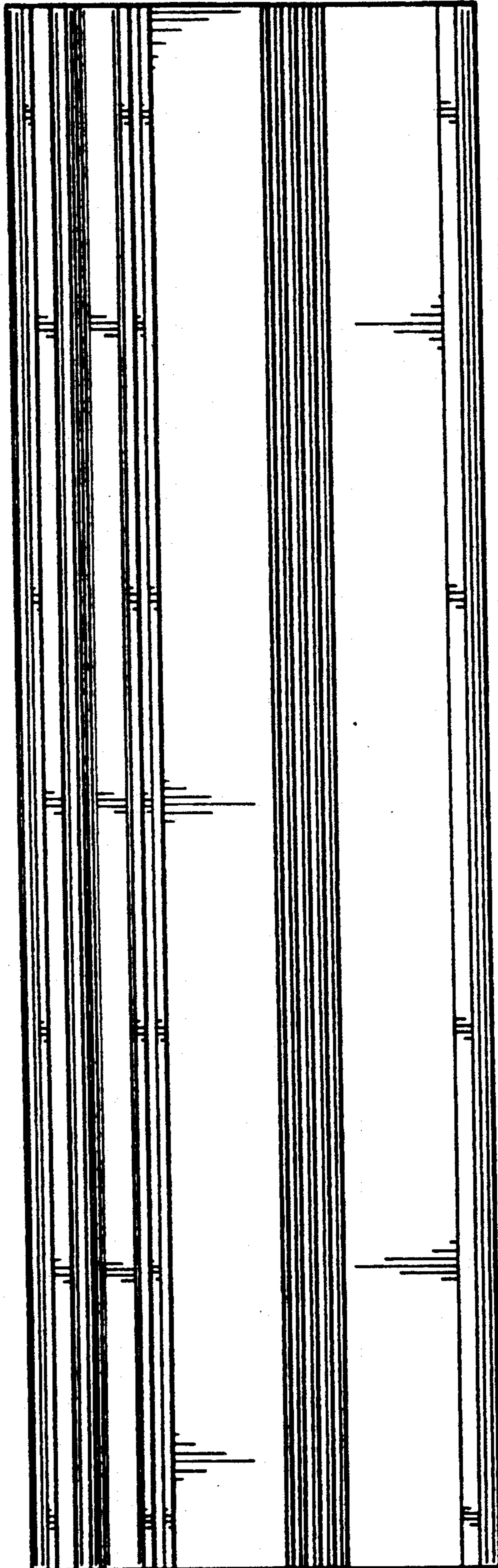


FIG. 3




FIG. 4

FIG. 5




FIG. 6

