



US00D335824S

**United States Patent** [19]  
**Hamilton**

[11] **Patent Number: Des. 335,824**

[45] **Date of Patent: \*\* May 25, 1993**

[54] **MICROWAVE OVEN TESTER**

[76] **Inventor: Edward R. Hamilton, 419 Mt. Read Blvd., Rochester, N.Y. 14611**

[\*\*] **Term: 14 Years**

[21] **Appl. No.: 639,946**

[22] **Filed: Jan. 11, 1991**

[52] **U.S. Cl. .... D10/47**

[58] **Field of Search .... D10/46, 47; 250/336.1, 250/361 R, 363.1, 372, 374, 385.1, 473.1, 475.2, 482**

[56] **References Cited**

**U.S. PATENT DOCUMENTS**

D. 286,298 10/1986 May et al. .... D10/47 X  
4,954,716 9/1990 Wheeler .... 250/482.1

5,083,031 1/1992 Hoelsher et al. .... 250/482.1 X  
5,115,134 5/1992 Slowery .... 250/374


*Primary Examiner*—Alan P. Douglas  
*Assistant Examiner*—Antoine D. Davis  
*Attorney, Agent, or Firm*—Cumpston & Shaw


[57] **CLAIM**

The ornamental design for a microwave oven tester, as shown and described.

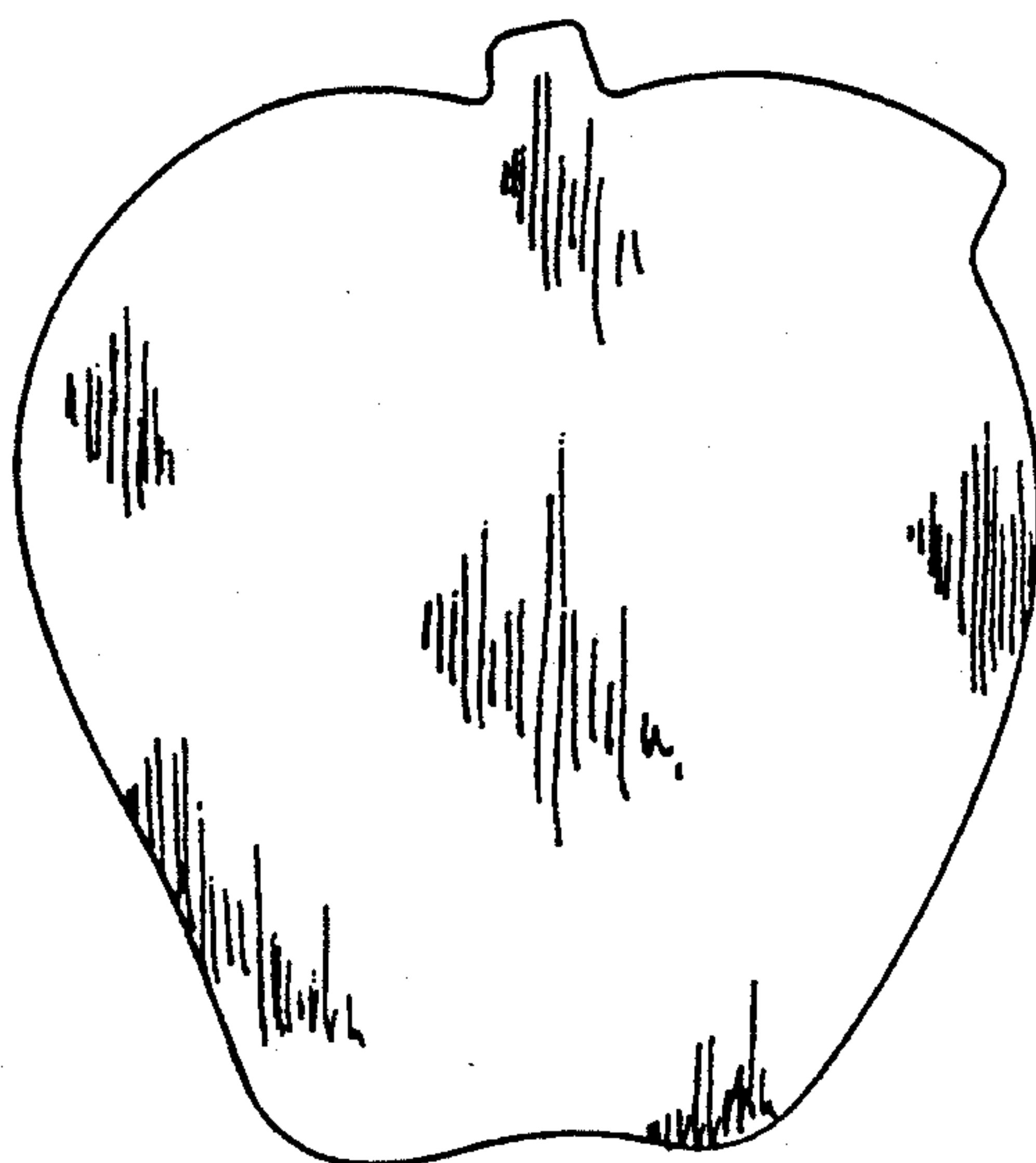
**DESCRIPTION**

FIG. 1 is a front elevational view of a microwave oven tester showing my new design;  
FIG. 2 is a rear elevational view thereof;  
FIG. 3 is a right side elevational thereof;  
FIG. 4 is a left side elevational view thereof;  
FIG. 5 is a bottom plan view thereof; and,  
FIG. 6 is a top plan view thereof.






**FIG. 1**



**FIG. 2**

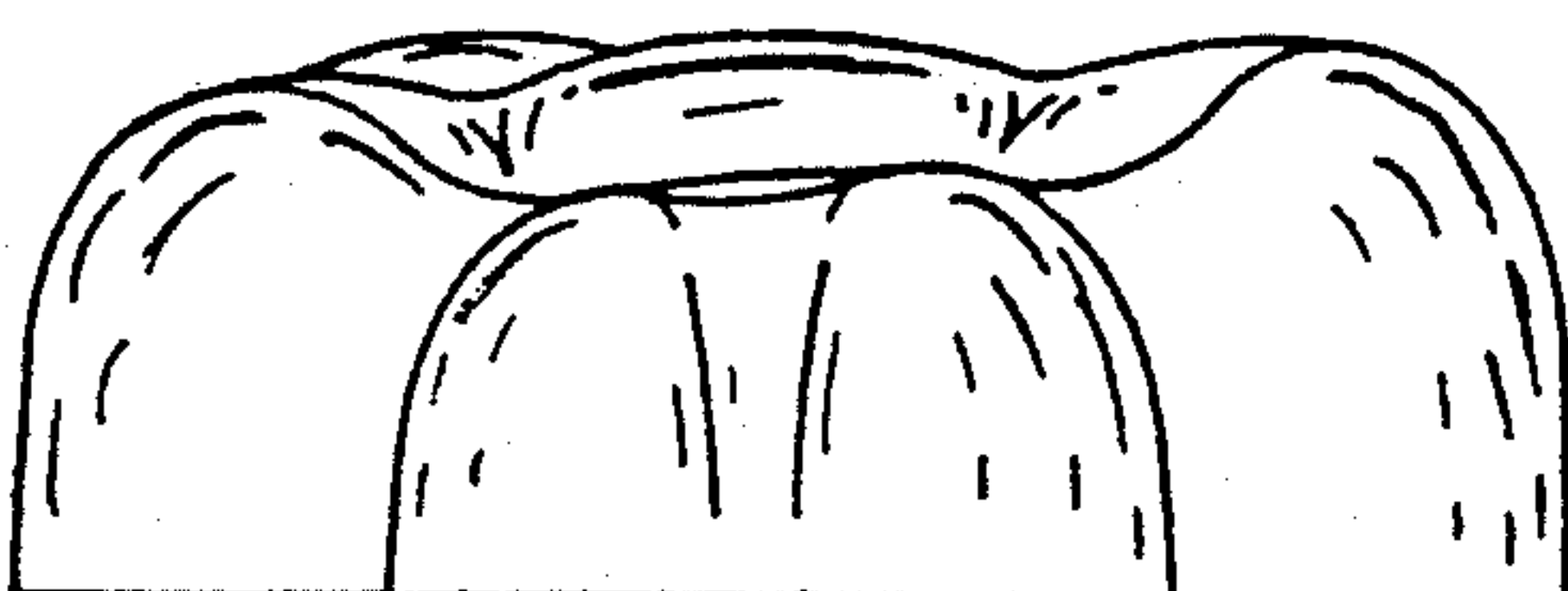


**FIG. 3**



**FIG. 4**

**FIG. 5**



**FIG. 6**

